

MOUNT PAVILIA 傲瀧



SALES BROCHURE
售樓說明書

MOUNT PAVILIA 傲瀧

一手住宅物業買家須知

You are advised to take the following steps before purchasing first-hand residential properties.

For all first-hand residential properties

1. Important information

- Make reference to the materials available on the Sales of First-hand Residential Properties Electronic Platform (SRPE) (www.srpe.gov.hk) on the first-hand residential property market.
- Study the information on the website designated by the vendor for the development, including the sales brochure, price lists, documents containing the sales arrangements, and the register of transactions of a development.
- Sales brochure for a development will be made available to the general public at least 7 days immediately before a date of sale while price list and sales arrangements will be made available at least 3 days immediately before the date of sale.
- Information on transactions can be found on the register of transactions on the website designated by the vendor for the development and the SRPE.

2. Fees, mortgage loan and property price

- Calculate the total expenses of the purchase, such as solicitors' fees, mortgage charges, insurance fees and stamp duties.
- Check with banks to find out if you will be able to obtain the needed mortgage loan, select the appropriate payment method and calculate the amount of the mortgage loan to ensure it is within your repayment ability.
- Check recent transaction prices of comparable properties for comparison.
- Check with the vendor or the estate agent the estimated management fee, the amount of management fee payable in advance (if any), special fund payable (if any), the amount of reimbursement of the deposits for water, electricity and gas (if any), and/or the amount of debris removal fee (if any) you have to pay to the vendor or the manager of the development.

3. Price list, payment terms and other financial incentives

- Vendors may not offer to sell all the residential properties that are covered in a price list. To know which residential properties the vendors may offer to sell, pay attention to the sales arrangements which will be announced by the vendors at least 3 days before the relevant residential properties are offered to be sold.
- Pay attention to the terms of payment as set out in a price list. If there are discounts on the price, gift, or any financial advantage or benefit to be made available in connection with the purchase of the residential properties, such information will also be set out in the price list.
- If you intend to opt for any mortgage loan plans offered by financial institutions specified by the vendor, before entering into a preliminary agreement for sale and purchase (PASP), you must study the details of various mortgage loan plans¹ as set out in the price list concerned. If you have any questions about these mortgage loan plans, you should check with the financial institutions concerned direct before entering into a PASP.

4. Property area and its surroundings

- Pay attention to the area information in the sales brochure and price list, and price per square foot/ metre in the price list. According to the Residential Properties (First-hand Sales) Ordinance (Cap. 621) (the Ordinance), vendors can only present the area and price per square foot and per square metre of a residential property using saleable area. Saleable area, in relation to a residential property, means the floor area of the residential property, and includes the floor area of every one of the following to the extent that it forms part of the residential property - (i) a balcony; (ii) a utility platform; and (iii) a verandah. The saleable area excludes the area of the following which forms part of the residential property - air-conditioning plant room; bay window; cockloft; flat roof; garden; parking space; roof; stairhood; terrace and yard.
- Floor plans of all residential properties in the development have to be shown in the sales brochure. In a sales brochure, floor plans of residential properties in the development must state the external and internal dimensions of each residential property². The external and internal dimensions of residential properties as provided in the sales brochure exclude plaster and finishes. You are advised to note this if you want to buy furniture before handing over of the residential property.
- Visit the development site and get to know the surroundings of the property (including transportation and community facilities). Check town planning proposals and decisions which may affect the property. Take a look at the location plan, aerial photograph, outline zoning plan and cross-section plan that are provided in the sales brochure.

¹ The details of various mortgage loan plans include the requirements for mortgagors on minimum income level, the loan limit under the first mortgage and second mortgage, the maximum loan repayment period, the change of mortgage interest rate throughout the entire repayment period, and the payment of administrative fees.

² According to section 10(2)(d) in Part I of Schedule I to the Ordinance, each of the floor plans of the residential properties in the development in the sales brochure must state the following—

- (i) the external dimensions of each residential property;
- (ii) the internal dimensions of each residential property;
- (iii) the thickness of the internal partitions of each residential property;
- (iv) the external dimensions of individual compartments in each residential property.

According to section 10(3) in Part I of Schedule I to the Ordinance, if any information required by section 10(2)(d) in Part I of Schedule I to the Ordinance is provided in the approved building plans for the development, a floor plan must state the information as so provided.

一手住宅物業買家須知

5. Sales brochure

- Ensure that the sales brochure obtained is the latest version. According to the Ordinance, the sales brochure made available to the public should be printed or examined, or examined and revised within the previous 3 months.
- In respect of an uncompleted development, the vendor may alter the building plans (if any) whenever the vendor considers necessary. To know the latest information of an uncompleted development, keep paying attention to any revised sales brochures made available by the vendor.
- Read through the sales brochure and in particular, check the following information in the sales brochure -
 - whether there is a section on “relevant information” in the sales brochure, under which information on any matter that is known to the vendor but is not known to the general public, and is likely to materially affect the enjoyment of a residential property will be set out. Please note that information contained in a document that has been registered with the Land Registry will not be regarded as “relevant information”;
 - the cross-section plan showing a cross-section of the building in relation to every street adjacent to the building, and the level of every such street in relation to a known datum and to the level of the lowest residential floor of the building. This will help you visualize the difference in height between the lowest residential floor of a building and the street level, regardless of how that lowest residential floor is named;
 - interior and exterior fittings and finishes and appliances;
 - the basis on which management fees are shared;
 - whether individual owners have obligations or need to share the expenses for managing, operating and maintaining the public open space or public facilities inside or outside the development, and the location of the public open space or public facilities; and
 - whether individual owners have responsibility to maintain slopes.

6. Government land grant and deed of mutual covenant (DMC)

- Read the Government land grant and the DMC (or the draft DMC). Information such as ownership of the rooftop and external walls can be found in the DMC. The vendor will provide copies of the Government land grant and the DMC (or the draft DMC) at the place where the sale is to take place for free inspection by prospective purchasers.
- Check the Government land grant on whether individual owners are liable to pay Government rent.
- Check the DMC on whether animals can be kept in the residential property.

7. Information on Availability of Residential Properties for Selection at Sales Office

- Check with the vendor which residential properties are available for selection. If a “consumption table” is displayed by the vendor at the sales office, you may check from the table information on the progress of sale on a date of sale, including which residential properties are offered for sale at the beginning of that date of sale and which of them have been selected and sold during that date of sale.
- Do not believe in rumours about the sales condition of the development and enter into a PASP rashly.

8. Register of Transactions

- Pay attention to the register of transactions for a development. A vendor must, within 24 hours after entering into a PASP with a purchaser, enter transaction information of the PASP in the register of transactions. The vendor must, within 1 working day after entering into an agreement for sale and purchase (ASP), enter transaction information of the ASP in the register of transactions. Check the register of transactions for the concerned development to learn more about the sales condition of the development.
- Never take the number of registrations of intent or cashier orders a vendor has received for the purpose of registration as an indicator of the sales volume of a development. The register of transactions for a development is the most reliable source of information from which members of the public can grasp the daily sales condition of the development.

9. Agreement for sale and purchase

- Ensure that the PASP and ASP include the mandatory provisions as required by the Ordinance.
- Pay attention that fittings, finishes and appliances to be included in the sale and purchase of the property are inserted in the PASP and ASP.
- Pay attention to the area plan annexed to the ASP which shows the total area which the vendor is selling to you. The total area which the vendor is selling to you is normally greater than the saleable area of the property.
- Pay attention to the vendor's right to alter the building plans (if any) for an uncompleted development. The mandatory provisions to be incorporated in an ASP for uncompleted development as required by the Ordinance include a provision requiring the vendor to notify the purchaser in writing of such alteration if the same affects in any way the property within 14 days after its having been approved by the Building Authority.
- A preliminary deposit of 5% of the purchase price is payable by you to the owner (i.e. the seller) on entering into a PASP.
- If you do not execute the ASP within 5 working days (working day means a day that is not a general holiday or a Saturday or a black rainstorm warning day or gale warning day) after entering into the PASP, the PASP is terminated, the preliminary deposit (i.e. 5% of the purchase price) is forfeited, and the owner (i.e. the seller) does not have any further claim against you for not executing the ASP.
- If you execute the ASP within 5 working days after the signing of the PASP, the owner (i.e. the seller) must execute the ASP within 8 working days after entering into the PASP.
- The deposit should be made payable to the solicitors' firm responsible for stakeholding purchasers' payments for the property.

10. Expression of intent of purchasing a residential property

- Note that vendors (including their authorized representative(s)) should not seek or accept any specific or general expression of intent of purchasing any residential property before the relevant price lists for such properties are made available to the public. You therefore should not make such an offer to the vendors or their authorized representative(s).
- Note that vendors (including their authorized representative(s)) should not seek or accept any specific expression of intent of purchasing a particular residential property before the sale of the property has commenced. You therefore should not make such an offer to the vendors or their authorized representative(s).

一手住宅物業買家須知

11. Appointment of estate agent

- Note that if the vendor has appointed one or more than one estate agents to act in the sale of any specified residential property in the development, the price list for the development must set out the name of all the estate agents so appointed as at the date of printing of the price list.
- You may appoint any estate agent (not necessarily from those estate agency companies appointed by the vendor) to act in the purchase of any specified residential property in the development, and may also not appoint any estate agent to act on your behalf.
- Before you appoint an estate agent to look for a property, you should -
 - find out whether the agent will act on your behalf only. If the agent also acts for the vendor, he/she may not be able to protect your best interests in the event of a conflict of interest;
 - find out whether any commission is payable by you to the estate agent and, if so, its amount and the time of payment; and
 - note that only licensed estate agents or salespersons may accept your appointment. If in doubt, you should request the estate agent or salesperson to produce his/her Estate Agent Card, or check the Licence List on the Estate Agents Authority website: www.eaa.org.hk.

12. Appointment of solicitor

- Consider appointing your own solicitor to protect your interests. If the solicitor also acts for the vendor, he/she may not be able to protect your best interests in the event of a conflict of interest.
- Compare the charges of different solicitors.

For first-hand uncompleted residential properties

13. Pre-sale Consent

- For uncompleted residential property under the Lands Department Consent Scheme, seek confirmation from the vendor whether the "Pre-sale Consent" has been issued by the Lands Department for the development.

14. Show flats

- While the vendor is not required to make any show flat available for viewing by prospective purchasers or the general public, if the vendor wishes to make available show flats of a specified residential property, the vendor must first of all make available an unmodified show flat of that residential property and that, having made available such unmodified show flat, the vendor may then make available a modified show flat of that residential property. In this connection, the vendor is allowed to make available more than one modified show flat of that residential property.
- If you visit the show flats, you should always look at the unmodified show flats for comparison with the modified show flats. That said, the Ordinance does not restrict the discretion of the vendor in arranging the sequence of the viewing of unmodified and modified show flats.
- Sales brochure of the development should have been made available to the public when the show flat is made available for viewing. You are advised to get a copy of the sales brochure and make reference to it when viewing the show flats.
- You may take measurements in modified and unmodified show flats, and take photographs or make video recordings of unmodified show flats, subject to reasonable restriction(s) which may be set by the vendor for ensuring safety of the persons viewing the show flat.

For first-hand uncompleted residential properties and completed residential properties pending compliance

15. Estimated material date and handing over date

- Check the estimated material date³ for the development in the sales brochure.
 - The estimated material date for a development in the sales brochure is not the same as the date on which a residential property is handed over to purchaser. The latter is normally later than the former. However, the handing over date may be earlier than the estimated material date set out in the sales brochure in case of earlier completion of the development.

³ Generally speaking, "material date" means the date on which the conditions of the land grant are complied with in respect of the development, or the date on which the development is completed in all respects in compliance with the approved building plans or the conditions subject to which the certificate of exemption is issued. For details, please refer to section 2 of the Ordinance.

Notes to purchasers of first-hand residential properties

一手住宅物業買家須知

- Handing over date
 - The mandatory provisions to be incorporated in an ASP as required by the Ordinance include a provision requiring the vendor to apply in writing for an Occupation Document / a Certificate of Compliance or the Director of Lands' Consent to Assign (as the case may be) in respect of the development within 14 days after the estimated material date as stipulated in the ASP.
 - For development subject to the Lands Department Consent Scheme, the vendor is required to notify the purchaser in writing that the vendor is in a position validly to assign the property within one month after the issue of the Certificate of Compliance or the Consent to Assign, whichever first happens; or
 - For development not subject to the Lands Department Consent Scheme, the vendor is required to notify the purchaser in writing that the vendor is in a position validly to assign the property within 6 months after the issue of the Occupation Document including Occupation Permit.
 - The mandatory provisions to be incorporated in an ASP as required by the Ordinance include a provision requiring completion of the sale and purchase within 14 days after the date of the notification aforesaid. Upon completion, the vendor shall arrange handover of the property to the purchaser.
- Authorized Person (AP) may grant extension(s) of time for completion of the development beyond the estimated material date.
 - The mandatory provisions to be incorporated in an ASP as required by the Ordinance include a provision that the AP of a development may grant an extension of time for completion of the development beyond the estimated material date having regard to delays caused exclusively by any one or more of the following reasons:
 - strike or lock-out of workmen;
 - riots or civil commotion;
 - force majeure or Act of God;
 - fire or other accident beyond the vendor's control;
 - war; or
 - inclement weather.
 - The AP may grant more than once such an extension of time depending on the circumstances. That means handover of the property may be delayed.
 - The mandatory provisions to be incorporated in an ASP as required by the Ordinance also include a provision requiring the vendor to, within 14 days after the issue of an extension of time granted by the AP, furnish the purchaser with a copy of the relevant certificate of extension.
- Ask the vendor if there are any questions on handing over date.

For first-hand completed residential properties

16. Vendor's information form

- Ensure that you obtain the "vendor's information form(s)" printed within the previous 3 months in relation to the residential property/properties you intend to purchase.

17. Viewing of property

- Ensure that, before you purchase a residential property, you are arranged to view the residential property that you would like to purchase or, if it is not reasonably practicable to view the property in question, a comparable property in the development, unless you agree in writing that the vendor is not required to arrange such a comparable property for viewing for you. You are advised to think carefully before signing any waiver.
- You may take measurements, take photographs or make video recordings of the property, unless the property is held under a tenancy or reasonable restriction(s) is/are needed to ensure safety of the persons viewing the property.

For complaints and enquiries relating to the sales of first-hand residential properties by the vendors which the Ordinance applies, please contact the Sales of First-hand Residential Properties Authority -

Website	: www.srpa.gov.hk
Telephone	: 2817 3313
Email	: enquiry_srpa@hd.gov.hk
Fax	: 2219 2220

Other useful contacts:

Consumer Council	
Website	: www.consumer.org.hk
Telephone	: 2929 2222
Email	: cc@consumer.org.hk
Fax	: 2856 3611

Estate Agents Authority	
Website	: www.eaa.org.hk
Telephone	: 2111 2777
Email	: enquiry@eaa.org.hk
Fax	: 2598 9596

Real Estate Developers Association of Hong Kong	
Telephone	: 2826 0111
Fax	: 2845 2521

Sales of First-hand Residential Properties Authority
March 2023

一手住宅物業買家須知

您在購置一手住宅物業之前，應留意下列事項：

適用於所有一手住宅物業

1. 重要資訊

- 瀏覽一手住宅物業銷售資訊網（下稱「銷售資訊網」）（網址：www.srpe.gov.hk），參考「銷售資訊網」內有關一手住宅物業的市場資料。
- 閱覽賣方就該發展項目所指定的互聯網網站內的有關資訊，包括售樓說明書、價單、載有銷售安排的文件，及成交紀錄冊。
- 發展項目的售樓說明書，會在該項目的出售日期前最少七日向公眾發布，而有關價單和銷售安排，亦會在該項目的出售日期前最少三日公布。
- 在賣方就有關發展項目所指定的互聯網網站，以及「銷售資訊網」內，均載有有關物業成交資料的成交紀錄冊，以供查閱。

2. 費用、按揭貸款和樓價

- 計算置業總開支，包括律師費、按揭費用、保險費，以及印花稅。
- 向銀行查詢可否取得所需的按揭貸款，然後選擇合適的還款方式，並小心計算按揭貸款金額，以確保貸款額沒有超出本身的負擔能力。
- 查閱同類物業最近的成交價格，以作比較。
- 向賣方或地產代理瞭解，您須付予賣方或該發展項目的管理人的預計的管理費、管理費上期金額（如有）、特別基金金額（如有）、補還的水、電力及氣體按金（如有），以及/或清理廢料的費用（如有）。

3. 價單、支付條款，以及其他財務優惠

- 賣方未必會把價單所涵蓋的住宅物業悉數推售，因此應留意有關的銷售安排，以了解賣方會推售的住宅物業為何。賣方會在有關住宅物業推售日期前最少三日公布銷售安排。
- 留意價單所載列的支付條款。倘買家可就購置有關住宅物業而連帶獲得價格折扣、贈品，或任何財務優惠或利益，上述資訊亦會在價單內列明。
- 如您擬選用由賣方指定的財務機構提供的各類按揭貸款計劃，在簽訂臨時買賣合約前，應先細閱有關價單內列出的按揭貸款計劃資料¹。如就該些按揭貸款計劃的詳情有任何疑問，應在簽訂臨時買賣合約前，直接向有關財務機構查詢。

4. 物業的面積及四周環境

- 留意載於售樓說明書和價單內的物業面積資料，以及載於價單內的每平方呎/每平方米售價。根據《一手住宅物業銷售條例》（第 621 章）（下稱「條例」），賣方只可以實用面積表達住宅物業的面積和每平方呎及平方米的售價。就住宅物業而言，實用面積指該住宅物業的樓面面積，包括在構成該物業的一部分的範圍內的以下每一項目的樓面面積：(i)露台；(ii)工作平台；以及(iii)陽台。實用面積並不包括空調機房、窗台、閣樓、平台、花園、停車位、天台、梯屋、前庭及庭院的每一項目的面積，即使該些項目構成該物業的一部分的範圍。
- 售樓說明書必須顯示發展項目中所有住宅物業的樓面平面圖。在售樓說明書所載有關發展項目中住宅物業的每一份樓面平面圖，均須述明每個住宅物業的外部及內部尺寸²。售樓說明書所提供有關住宅物業外部及內部的尺寸，不會把批盪和裝飾物料包括在內。買家收樓前如欲購置家具，應留意這點。
- 親臨發展項目的所在地實地視察，以了解有關物業的四周環境（包括交通和社區設施）；亦應查詢有否任何城市規劃方案和議決，會對有關的物業造成影響；參閱載於售樓說明書內的位置圖、鳥瞰照片、分區計劃大綱圖，以及橫截面圖。

¹ 按揭貸款計劃的資料包括有關按揭貸款計劃對借款人的最低收入的要求、就第一按揭連同第二按揭可獲得的按揭貸款金額上限、最長還款年期、整個還款期內的按揭利率變化，以及申請人須繳付的手續費。

² 根據條例附表1第1部第10(2)(d)條述明，售樓說明書內顯示的發展項目中的住宅物業的每一份樓面平面圖須述明以下各項—
(i) 每個住宅物業的外部尺寸；
(ii) 每個住宅物業的內部尺寸；
(iii) 每個住宅物業的內部間隔的厚度；
(iv) 每個住宅物業內個別分隔室的外部尺寸。

根據條例附表1第1部第10(3)條，如有關發展項目的經批准的建築圖則，提供條例附表1第1部第10(2)(d)條所規定的資料，樓面平面圖須述明如此規定的該資料。

一手住宅物業買家須知

5. 售樓說明書

- 確保所取得的售樓說明書屬最新版本。根據條例，提供予公眾的售樓說明書必須是在之前的三個月之內印製或檢視、或檢視及修改。
- 如屬未落成發展項目，賣方在認為有需要時可改動建築圖則（如有的話），因此應留意由賣方提供的任何經修改的售樓說明書，以了解有關未落成發展項目的最新資料。
- 閱覽售樓說明書，並須特別留意以下資訊：
 - 售樓說明書內有否關於「有關資料」的部分，列出賣方知悉但並非為一般公眾人士所知悉，關於相當可能對享用有關住宅物業造成重大影響的事宜的資料。請注意，已在土地註冊處註冊的文件，其內容不會被視為「有關資料」；
 - 橫截面圖會顯示有關建築物相對毗連該建築物的每條街道的橫截面，以及每條上述街道與已知基準面和該建築物最低的一層住宅樓層的水平相對的水平。橫截面圖能以圖解形式，顯示出建築物最低一層住宅樓層和街道水平的高低差距，不論該最低住宅樓層以何種方式命名；
 - 室內和外部的裝置、裝修物料和設備；
 - 管理費按甚麼基準分擔；
 - 小業主有否責任或需要分擔管理、營運或維持有關發展項目以內或以外的公眾休憩用地或公共設施的開支，以及有關公眾休憩用地或公共設施的位置；以及
 - 小業主是否須要負責維修斜坡。

6. 政府批地文件和公契

- 閱覽政府批地文件和公契（或公契擬稿）。公契內載有天台和外牆業權等相關資料。賣方會在售樓處提供政府批地文件和公契（或公契擬稿）的複本，供準買家免費閱覽。
- 留意政府批地文件內所訂明小業主是否須要負責支付地稅。
- 留意公契內訂明有關物業內可否飼養動物。

7. 售樓處內有關可供揀選住宅物業的資料

- 向賣方查詢清楚有哪些一手住宅物業可供揀選。若賣方在售樓處內展示「消耗表」，您可從該「消耗表」得悉在每個銷售日的銷售進度資料，包括在該個銷售日開始時有哪些住宅物業可供出售，以及在該個銷售日內有哪些住宅物業已獲揀選及售出。
- 切勿隨便相信有關發展項目銷情的傳言，倉卒簽立臨時買賣合約。

8. 成交紀錄冊

- 留意發展項目的成交紀錄冊。賣方須於臨時買賣合約訂立後的24小時內，於紀錄冊披露該臨時買賣合約的資料，以及於買賣合約訂立後一個工作天內，披露該買賣合約的資料。您可透過成交紀錄冊得悉發展項目的銷售情況。
- 切勿將賣方接獲用作登記的購樓意向書或本票的數目視為銷情指標。發展項目的成交紀錄冊才是讓公眾掌握發展項目每日銷售情況的最可靠資料來源。

9. 買賣合約

- 確保臨時買賣合約和買賣合約包含條例所規定的強制性條文。
- 留意有關物業買賣交易所包括的裝置、裝修物料和設備，須在臨時買賣合約和買賣合約上列明。
- 留意夾附於買賣合約的圖則。該圖則會顯示所有賣方售予您的物業面積，而該面積通常較該物業的實用面積為大。
- 留意賣方有權改動未落成發展項目的建築圖則（如有的話）。如屬未落成發展項目，條例規定物業的買賣合約須載有強制性條文，列明如有關改動在任何方面對該物業造成影響，賣方須在改動獲建築事務監督批准後的14日內，將該項改動以書面通知買家。
- 訂立臨時買賣合約時，您須向擁有人（即賣方）支付樓價 **5%**的臨時訂金。
- 如您在訂立臨時買賣合約後**五個工作日**（工作日指並非公眾假日、星期六、黑色暴雨警告日或烈風警告日的日子）之內，沒有簽立買賣合約，該臨時買賣合約即告終止，有關臨時訂金（即樓價的5%）會被沒收，而擁有人（即賣方）不得因您沒有簽立買賣合約而對您提出進一步申索。
- 在訂立臨時買賣合約後的五個工作日之內，倘您簽立買賣合約，則擁有人（即賣方）必須在訂立該臨時買賣合約後的八個工作日之內簽立買賣合約。
- 有關的訂金，應付予負責為所涉物業擔任保證金保存人的律師事務所。

10. 表達購樓意向

- 留意在賣方（包括其獲授權代表）就有關住宅物業向公眾提供價單前，賣方不得尋求或接納任何對有關住宅物業的購樓意向（不論是否屬明確選擇購樓意向）。因此您不應向賣方或其授權代表提出有關意向。
- 留意在有關住宅物業的銷售開始前，賣方（包括其獲授權代表）不得尋求或接納任何對該物業的有明確選擇購樓意向。因此您不應向賣方或其授權代表提出有關意向。

一手住宅物業買家須知

11. 委託地產代理

- 留意倘賣方委任一個或多於一個地產代理，以協助銷售其發展項目內任何指明住宅物業，該發展項目的價單必須列明在價單印刷日期當日所有獲委任為地產代理的姓名/名稱。
- 您可委託任何地產代理（不一定是賣方所指定的地產代理），以協助您購置發展項目內任何指明住宅物業；您亦可不委託任何地產代理。
- 委託地產代理以物色物業前，您應該 —
 - 了解該地產代理是否只代表您行事。該地產代理若同時代表賣方行事，倘發生利益衝突，未必能夠保障您的最大利益；
 - 了解您須否支付佣金予該地產代理。若須支付，有關的佣金金額和支付日期為何；以及
 - 留意只有持牌地產代理或營業員才可以接受您的委託。如有疑問，應要求該地產代理或營業員出示其「地產代理證」，或瀏覽地產代理監管局的網頁（網址：www.eaa.org.hk），查閱牌照目錄。

12. 委聘律師

- 考慮自行委聘律師，以保障您的利益。該律師若同時代表賣方行事，倘發生利益衝突，未必能夠保障您的最大利益。
- 比較不同律師的收費。

適用於一手未落成住宅物業

13. 預售樓花同意書

- 洽購地政總署「預售樓花同意方案」下的未落成住宅物業時，應向賣方確認地政總署是否已就該發展項目批出「預售樓花同意書」。

14. 示範單位

- 賣方不一定須設置示範單位供準買家或公眾參觀，但賣方如為某指明住宅物業設置示範單位，必須首先設置該住宅物業的無改動示範單位，才可設置該住宅物業的經改動示範單位，並可以就該住宅物業設置多於一個經改動示範單位。
- 參觀示範單位時，務必視察無改動示範單位，以便與經改動示範單位作出比較。然而，條例並沒有限制賣方安排參觀無改動示範單位及經改動示範單位的先後次序。
- 賣方設置示範單位供公眾參觀時，應已提供有關發展項目的售樓說明書。因此，緊記先行索取售樓說明書，以便在參觀示範單位時參閱相關資料。
- 您可以在無改動示範單位及經改動示範單位中進行量度，並在無改動示範單位內拍照或拍攝影片，惟在確保示範單位參觀者人身安全的前提下，賣方可能會設定合理的限制。

適用於一手未落成住宅物業及尚待符合條件的已落成住宅物業

15. 預計關鍵日期及收樓日期

- 查閱售樓說明書中有關發展項目的預計關鍵日期³。
 - 售樓說明書中有關發展項目的預計關鍵日期並不同買家的「收樓日期」。買家的「收樓日期」一般會較發展項目的預計關鍵日期遲。然而，假若發展項目比預期早落成，「收樓日期」可能會較售樓說明書列出的預計關鍵日期為早。
- 收樓日期
 - 條例規定買賣合約須載有強制性條文，列明賣方須於買賣合約內列出的預計關鍵日期後的14日內，以書面為發展項目申請佔用文件、合格證明書，或地政總署署長的轉讓同意（視屬何種情況而定）。
 - 如發展項目屬地政總署預售樓花同意方案所規管，賣方須在合格證明書或地政總署署長的轉讓同意發出後的一個月內（以較早者為準），就賣方有能力有效地轉讓有關物業一事，以書面通知買家；或
 - 如發展項目並非屬地政總署預售樓花同意方案所規管，賣方須在佔用文件（包括佔用許可證）發出後的六個月內，就賣方有能力有效地轉讓有關物業一事，以書面通知買家。
 - 條例規定買賣合約須載有強制性條文，列明有關物業的買賣須於賣方發出上述通知的日期的14日內完成。有關物業的買賣完成後，賣方將安排買家收樓事宜。

³ 一般而言，「關鍵日期」指該項目符合批地文件的條件的日期，或該項目在遵照經批准的建築圖則的情況下或按照豁免證明書的發出的條件在各方面均屬完成的日期。有關詳情請參閱條例第2條。

一手住宅物業買家須知

- 認可人士可批予在預計關鍵日期之後完成發展項目
 - 條例規定買賣合約須載有強制性條文，列明發展項目的認可人士可以在顧及純粹由以下一個或多於一個原因所導致的延遲後，批予在預計關鍵日期之後，完成發展項目：
 - 工人罷工或封閉工地；
 - 暴動或內亂；
 - 不可抗力或天災；
 - 火警或其他賣方所不能控制的意外；
 - 戰爭；或
 - 惡劣天氣。
 - 發展項目的認可人士可以按情況，多於一次批予延後預計關鍵日期以完成發展項目，即收樓日期可能延遲。
 - 條例規定買賣合約須載有強制性條文，列明賣方須於認可人士批予延期後的14日內，向買家提供有關延期證明書的文本。
- 如對收樓日期有任何疑問，可向賣方查詢。

適用於一手已落成住宅物業

16. 賣方資料表格

- 確保取得最近三個月內印製有關您擬購買的一手已落成住宅物業的「賣方資料表格」。

17. 參觀物業

- 購置住宅物業前，確保已獲安排參觀您打算購置的住宅物業。倘參觀有關物業並非合理地切實可行，則應參觀與有關物業相若的物業，除非您以書面同意賣方無須開放與有關物業相若的物業供您參觀。您應仔細考慮，然後才決定是否簽署豁免上述規定的書面同意。
- 除非有關物業根據租約持有，或為確保物業參觀者的人身安全而須設定合理限制，您可以對該物業進行量度、拍照或拍攝影片。

任何與賣方銷售受條例所規管的一手住宅物業有關的投訴和查詢，請與一手住宅物業銷售監管局聯絡。

網址	: www.srpa.gov.hk
電話	: 2817 3313
電郵	: enquiry_srpa@hd.gov.hk
傳真	: 2219 2220

其他相關聯絡資料：

消費者委員會	
網址	: www.consumer.org.hk
電話	: 2929 2222
電郵	: cc@consumer.org.hk
傳真	: 2856 3611

地產代理監管局	
網址	: www.eaa.org.hk
電話	: 2111 2777
電郵	: enquiry@eaa.org.hk
傳真	: 2598 9596

香港地產建設商會	
電話	: 2826 0111
傳真	: 2845 2521

一手住宅物業銷售監管局
2023年3月

Information on the development

發展項目的資料

Name of the Development

MOUNT PAVILIA

發展項目名稱

傲瀧

Name of the street at which the Development is situated and the street number allocated by the Commissioner of Rating and Valuation for the purpose of distinguishing the Development

663 Clear Water Bay Road

發展項目所位於的街道的名稱及由差餉物業估價署署長為識別發展項目的目的而編配的門牌號數

清水灣道663號

The Development consists of 27 multi-unit buildings

Total number of storeys

21 residential towers and 6 residential blocks in total.

Tower 1 to Tower 25 (Towers 4, 13, 14 & 24 are omitted) and Block A to Block F

Tower 1 to Tower 16 : 8 storeys (including 1 storey of Basement but excluding the roof)

Tower 17 to Tower 21 : 7 storeys (including 1 storey of Basement but excluding the roof)

Tower 22 and Tower 23 : 5 storeys (including 1 storey of Basement but excluding the roof)

Tower 25 : 5 storeys (including 1 storey of LG/F but excluding the roof)

Block A, B, D, E and F : 5 storeys (including 1 storey of LG/F but excluding the roof)

Block C : 4 storeys (including 1 storey of LG/F but excluding the roof)

發展項目包含27幢多單位建築物

樓層總數

21座住宅大廈及6座住宅大樓。

1座至25座(不設4座、13座、14座及24座)及A座至F座

1座至16座 : 8層(包括1層地庫但不包括天台)

17座至21座 : 7層(包括1層地庫但不包括天台)

22座及23座 : 5層(包括1層地庫但不包括天台)

25座 : 5層(包括1層地下低層但不包括天台)

A, B, D, E及F座 : 5層(包括1層地下低層但不包括天台)

C座 : 4層(包括1層地下低層但不包括天台)

Floor numbering as provided in the approved building plans for the Development

Tower 1 to Tower 16 : B/F, G/F, I/F-3/F and 5/F-7/F

Tower 17 to Tower 21 : B/F, G/F, I/F-3/F and 5/F-6/F

Tower 22 and Tower 23 : B/F, G/F and I/F-3/F

Tower 25 : LG/F, G/F, and I/F-3/F

Block A, B, D, E and F : LG/F, G/F and I/F-3/F

Block C : LG/F, G/F and I/F-2/F

發展項目的經批准的建築圖則所規定的樓層號數

1座至16座 : 地庫、地下、1樓至3樓及5樓至7樓

17座至21座 : 地庫、地下、1樓至3樓及5樓至6樓

22座及23座 : 地庫、地下及1樓至3樓

25座 : 地下低層、地下及1樓至3樓

A, B, D, E及F座 : 地下低層、地下及1樓至3樓

C座 : 地下低層、地下及1樓至2樓

Omitted floor numbers

4/F is omitted in each residential tower

No omitted floor number in each residential block

被略去的樓層號數

每座住宅大廈不設4樓

每座住宅大樓沒有被略去的樓層號數

Refuge floor

No refuge floor in each residential tower and residential block

庇護層

每座住宅大廈及每座住宅大樓不設庇護層

Information on vendor and others involved in the development

賣方及有參與發展項目的其他人的資料

Vendor

Addlight Investments Limited

賣方

增亮投資有限公司

Holding companies of the vendor

New World Development Company Limited

Spark Investment Limited

Gold Return Resources Ltd.

Realistic Reward Limited

Sky Fortune Developments Limited

Square Point Developments Limited

賣方的控權公司

新世界發展有限公司

Spark Investment Limited

Gold Return Resources Ltd.

Realistic Reward Limited

Sky Fortune Developments Limited

Square Point Developments Limited

Authorized person for the Development

Mr. Wong Min Hon Thomas

發展項目的認可人士

黃明康先生

The firm or corporation of which an authorized person for the Development is a proprietor, director or employee in his or her professional capacity

Wong Tung & Partners Limited

發展項目的認可人士以其專業身份擔任經營人、董事或僱員的商號或法團

王董建築師事務有限公司

Building contractor for the Development

Hip Seng Construction Company Limited

發展項目的承建商

協盛建築有限公司

The firm of solicitors acting for the owner in relation to the sale of residential properties in the Development

Mayer Brown

Kao, Lee & Yip

lu, Lai & Li

就發展項目中的住宅物業的出售而代表擁有人行事的律師事務所

孖士打律師行

高李葉律師行

姚黎李律師行

Any authorized institution that has made a loan, or has undertaken to provide finance, for the construction of the Development

Australia and New Zealand Banking Group Limited *

Bank of China (Hong Kong) Limited *

The Hongkong and Shanghai Banking Corporation Limited * #

已為發展項目的建造提供貸款或已承諾為該項建造提供融資的認可機構

澳新銀行集團有限公司*

中國銀行(香港)有限公司*

香港上海滙豐銀行有限公司* #

* The loan has been settled

Bank undertaking has been released

* 此貸款已結清

此銀行承諾已解除

Any other person who has made a loan for the construction of the Development

Gold Return Resources Ltd. (The loan has been settled)

已為發展項目的建造提供貸款的任何其他人

Gold Return Resources Ltd. (此貸款已結清)

Relationship between parties involved in the development

有參與發展項目的各方的關係

(a)	The vendor or a building contractor for the Development is an individual, and that vendor or contractor is an immediate family member of an authorized person for the Development 賣方或有關發展項目的承建商屬個人，並屬該項目的認可人士的家人	Not Applicable 不適用
(b)	The vendor or a building contractor for the Development is a partnership, and a partner of that vendor or contractor is an immediate family member of such an authorized person 賣方或該項目的承建商屬合夥，而該賣方或承建商的合夥人屬上述認可人士的家人	Not Applicable 不適用
(c)	The vendor or a building contractor for the Development is a corporation, and a director or the secretary of that vendor or contractor (or a holding company of that vendor) is an immediate family member of such an authorized person 賣方或該項目的承建商屬法團，而該賣方或承建商(或該賣方的控權公司)的董事或秘書屬上述認可人士的家人	No 否
(d)	The vendor or a building contractor for the Development is an individual, and that vendor or contractor is an immediate family member of an associate of such an authorized person 賣方或該項目的承建商屬個人，並屬上述認可人士的有聯繫人士的家人	Not Applicable 不適用
(e)	The vendor or a building contractor for the Development is a partnership, and a partner of that vendor or contractor is an immediate family member of an associate of such an authorized person 賣方或該項目的承建商屬合夥，而該賣方或承建商的合夥人屬上述認可人士的有聯繫人士的家人	Not Applicable 不適用
(f)	The vendor or a building contractor for the Development is a corporation, and a director or the secretary of that vendor or contractor (or a holding company of that vendor) is an immediate family member of an associate of such an authorized person 賣方或該項目的承建商屬法團，而該賣方或承建商(或該賣方的控權公司)的董事或秘書屬上述認可人士的有聯繫人士的家人	No 否
(g)	The vendor or a building contractor for the Development is an individual, and that vendor or contractor is an immediate family member of a proprietor of a firm of solicitors acting for the owner in relation to the sale of residential properties in the Development 賣方或該項目的承建商屬個人，並屬就該項目內的住宅物業的出售代表擁有人行事的律師事務所行事的經營人的家人	Not Applicable 不適用
(h)	The vendor or a building contractor for the Development is a partnership, and a partner of that vendor or contractor is an immediate family member of a proprietor of a firm of solicitors acting for the owner in relation to the sale of residential properties in the Development 賣方或該項目的承建商屬合夥，而該賣方或承建商的合夥人屬就該項目內的住宅物業的出售代表擁有人行事的律師事務所行事的經營人的家人	Not Applicable 不適用
(i)	The vendor or a building contractor for the Development is a corporation, and a director or the secretary of that vendor or contractor (or a holding company of that vendor) is an immediate family member of a proprietor of such a firm of solicitors 賣方或該項目的承建商屬法團，而該賣方或承建商(或該賣方的控權公司)的董事或秘書屬上述律師事務所的經營人的家人	No 否

Relationship between parties involved in the development

有參與發展項目的各方的關係

(j)	The vendor, a holding company of the vendor, or a building contractor for the Development, is a private company, and an authorized person for the Development, or an associate of such an authorized person, holds at least 10% of the issued shares in that vendor, holding company or contractor 賣方、賣方的控權公司或有關發展項目的承建商屬私人公司，而該項目的認可人士或該認可人士的有聯繫人士持有該賣方、控權公司或承建商最少10%的已發行股份	No 否
(k)	The vendor, a holding company of the vendor, or a building contractor for the Development, is a listed company, and such an authorized person, or such an associate, holds at least 1% of the issued shares in that vendor, holding company or contractor 賣方、賣方的控權公司或該項目的承建商屬上市公司，而上述認可人士或上述有聯繫人士持有該賣方、控權公司或承建商最少1%的已發行股份	No 否
(l)	The vendor or a building contractor for the Development is a corporation, and such an authorized person, or such an associate, is an employee, director or secretary of that vendor or contractor or of a holding company of that vendor 賣方或該項目的承建商屬法團，而上述認可人士或上述有聯繫人士屬該賣方、承建商或該賣方的控權公司的僱員、董事或秘書	No 否
(m)	The vendor or a building contractor for the Development is a partnership, and such an authorized person, or such an associate, is an employee of that vendor or contractor 賣方或該項目的承建商屬合夥，而上述認可人士或上述有聯繫人士屬該賣方或承建商的僱員	Not Applicable 不適用
(n)	The vendor, a holding company of the vendor, or a building contractor for the Development, is a private company, and a proprietor of a firm of solicitors acting for the owner in relation to the sale of residential properties in the Development holds at least 10% of the issued shares in that vendor, holding company or contractor 賣方、賣方的控權公司或該項目的承建商屬私人公司，而就該項目中的住宅物業的出售而代表擁有人行事的律師事務所的經營人持有該賣方、控權公司或承建商最少10%的已發行股份	No 否
(o)	The vendor, a holding company of the vendor, or a building contractor for the Development, is a listed company, and a proprietor of such a firm of solicitors holds at least 1% of the issued shares in that vendor, holding company or contractor 賣方、賣方的控權公司或該項目的承建商屬上市公司，而上述律師事務所的經營人持有該賣方、控權公司或承建商最少1%的已發行股份	No 否
(p)	The vendor or a building contractor for the Development is a corporation, and a proprietor of such a firm of solicitors is an employee, director or secretary of that vendor or contractor or of a holding company of that vendor 賣方或該項目的承建商屬法團，而上述律師事務所的經營人屬該賣方或承建商或該賣方的控權公司的僱員、董事或秘書	No 否
(q)	The vendor or a building contractor for the Development is a partnership, and a proprietor of such a firm of solicitors is an employee of that vendor or contractor 賣方或該項目的承建商屬合夥，而上述律師事務所的經營人屬該賣方或承建商的僱員	Not Applicable 不適用
(r)	The vendor or a building contractor for the Development is a corporation, and the corporation of which an authorized person for the Development is a director or employee in his or her professional capacity is an associate corporation of that vendor or contractor or of a holding company of that vendor 賣方或該項目的承建商屬法團，而該項目的認可人士以其專業身分擔任董事或僱員的法團為該賣方或承建商或該賣方的控權公司的有聯繫法團	No 否
(s)	The vendor or a building contractor for the Development is a corporation, and that contractor is an associate corporation of that vendor or of a holding company of that vendor 賣方或該項目的承建商屬法團，而該承建商屬該賣方或該賣方的控權公司的有聯繫法團	No 否

Information on design of the development

發展項目的設計的資料

There are non-structural prefabricated external walls forming part of the enclosing walls of the Development.

發展項目有構成圍封牆的一部分的非結構的預製外牆。

Total area of the non-structural prefabricated external walls of each residential property and range of thickness of the non-structural prefabricated external walls of each block 每個住宅物業的非結構的預製外牆的總面積及每幢建築物的非結構的預製外牆的厚度範圍				
Description of Residential Property 物業的描述			Total Area 總面積	Range of Thickness 厚度範圍
Tower Number 座號	Floor 樓層	Flat 單位	sq.m. 平方米	mm 毫米
Tower 1 座	G/F 地下	A	0.667	150
		B	1.208	
		C	1.106	
		D	Nil	
	1/F-3/F, 5/F & 6/F 1樓-3樓、 5樓及6樓 (5 Storeys) (5層)	A	0.667	
		B	1.556	
		C	1.403	
		D	0.203	
	7/F 7樓	A	0.666	
		B	1.556	
		C	1.403	
		D	0.203	

Total area of the non-structural prefabricated external walls of each residential property and range of thickness of the non-structural prefabricated external walls of each block 每個住宅物業的非結構的預製外牆的總面積及每幢建築物的非結構的預製外牆的厚度範圍				
Description of Residential Property 物業的描述			Total Area 總面積	Range of Thickness 厚度範圍
Tower Number 座號	Floor 樓層	Flat 單位	sq.m. 平方米	mm 毫米
Tower 2 座	G/F 地下	A	1.320	150
		B	1.321	
		C	1.241	
		D	1.241	
	1/F-3/F, 5/F & 6/F 1樓-3樓、 5樓及6樓 (5 Storeys) (5層)	A	1.534	
		B	1.534	
		C	1.410	
		D	1.410	
		E	0.176	
	7/F 7樓	A	1.534	
		B	1.533	
		C	1.410	
D		1.410		
Tower 3 座	G/F 地下	A	1.327	150
		B	0.780	
		C	Nil	
		D	1.241	
	1/F-3/F, 5/F & 6/F 1樓-3樓、 5樓及6樓 (5 Storeys) (5層)	A	1.541	
		B	0.912	
		C	0.232	
		D	1.410	
		E	0.176	
	7/F 7樓	A	1.540	
		B	0.912	
		C	0.233	
D		1.410		

Total area of the non-structural prefabricated external walls of each residential property and range of thickness of the non-structural prefabricated external walls of each block 每個住宅物業的非結構的預製外牆的總面積及每幢建築物的非結構的預製外牆的厚度範圍				
Description of Residential Property 物業的描述			Total Area 總面積	Range of Thickness 厚度範圍
Tower Number 座號	Floor 樓層	Flat 單位	sq.m. 平方米	mm 毫米
Tower 5 座	G/F 地下	A	0.779	150
		B	1.748	
		C	1.241	
		D	Nil	
	1/F-3/F, 5/F & 6/F 1樓-3樓、 5樓及6樓 (5 Storeys) (5層)	A	0.912	
		B	1.963	
		C	1.410	
		D	0.233	
		E	0.176	
	7/F 7樓	A	0.911	
		B	1.960	
		C	1.410	
D		0.232		
Tower 6 & 7 座	G/F 地下	A	1.748	150
		B	1.748	
		C	1.241	
		D	1.241	
	1/F-3/F, 5/F & 6/F 1樓-3樓、 5樓及6樓 (5 Storeys) (5層)	A	1.962	
		B	1.962	
		C	1.410	
		D	1.410	
		E	0.176	
	7/F 7樓	A	1.962	
		B	1.962	
		C	1.410	
D		1.410		

Remarks :

1. Tower 4, Tower 13, Tower 14 and Tower 24 are omitted.

2. 4/F is omitted.

備註 :

1. 不設4座、13座、14座及24座。

2. 不設4樓。

Information on design of the development

發展項目的設計的資料

There are non-structural prefabricated external walls forming part of the enclosing walls of the Development.

發展項目有構成圍封牆的一部分的非結構的預製外牆。

Total area of the non-structural prefabricated external walls of each residential property and range of thickness of the non-structural prefabricated external walls of each block 每個住宅物業的非結構的預製外牆的總面積及每幢建築物的非結構的預製外牆的厚度範圍				
Description of Residential Property 物業的描述			Total Area 總面積	Range of Thickness 厚度範圍
Tower Number 座號	Floor 樓層	Flat 單位	sq.m. 平方米	mm 毫米
Tower 8 座	G/F 地下	A	1.748	150
		B	1.748	
		C	0.986	
		D	1.241	
	1/F-3/F, 5/F & 6/F 1樓-3樓、 5樓及6樓 (5 Storeys) (5層)	A	1.962	
		B	1.962	
		C	1.155	
		D	1.410	
		E	0.176	
	7/F 7樓	A	1.962	
		B	1.962	
		C	1.155	
D		1.410		

Total area of the non-structural prefabricated external walls of each residential property and range of thickness of the non-structural prefabricated external walls of each block 每個住宅物業的非結構的預製外牆的總面積及每幢建築物的非結構的預製外牆的厚度範圍				
Description of Residential Property 物業的描述			Total Area 總面積	Range of Thickness 厚度範圍
Tower Number 座號	Floor 樓層	Flat 單位	sq.m. 平方米	mm 毫米
Tower 9 座	G/F 地下	A	1.748	150
		B	1.748	
		C	0.691	
		D	0.986	
	1/F-3/F, 5/F & 6/F 1樓-3樓、 5樓及6樓 (5 Storeys) (5層)	A	1.960	
		B	1.960	
		C	0.860	
		D	1.155	
		E	0.176	
	7/F 7樓	A	1.960	
		B	1.960	
		C	0.860	
D		1.155		
Tower 10-12 & 15 座	G/F 地下	A	1.747	150
		B	1.747	
		C	0.691	
		D	0.691	
	1/F-3/F, 5/F & 6/F 1樓-3樓、 5樓及6樓 (5 Storeys) (5層)	A	1.960	
		B	1.960	
		C	0.860	
		D	0.860	
		E	0.176	
	7/F 7樓	A	1.960	
		B	1.960	
		C	0.860	
D		0.860		

Total area of the non-structural prefabricated external walls of each residential property and range of thickness of the non-structural prefabricated external walls of each block 每個住宅物業的非結構的預製外牆的總面積及每幢建築物的非結構的預製外牆的厚度範圍				
Description of Residential Property 物業的描述			Total Area 總面積	Range of Thickness 厚度範圍
Tower Number 座號	Floor 樓層	Flat 單位	sq.m. 平方米	mm 毫米
Tower 16 座	G/F 地下	A	1.747	150
		B	0.570	
		C	0.442	
		D	0.691	
	1/F-3/F, 5/F & 6/F 1樓-3樓、 5樓及6樓 (5 Storeys) (5層)	A	1.960	
		B	0.570	
		C	0.442	
		D	0.860	
		E	0.176	
	7/F 7樓	A	1.960	
		B	0.570	
		C	0.443	
D		0.860		
Tower 17 座	G/F 地下	A	0.554	150
		B	1.415	
		C	1.169	
		D	0.724	
	1/F-3/F & 5/F 1樓-3樓及 5樓 (4 Storeys) (4層)	A	1.056	
		B	1.415	
		C	1.169	
		D	0.960	
	6/F 6樓	A	1.056	
		B	1.415	
		C	1.169	
		D	0.960	

Remarks :

1. Tower 4, Tower 13, Tower 14 and Tower 24 are omitted.

2. 4/F is omitted.

備註 :

1. 不設4座、13座、14座及24座。

2. 不設4樓。

Information on design of the development

發展項目的設計的資料

There are non-structural prefabricated external walls forming part of the enclosing walls of the Development.

發展項目有構成圍封牆的一部分的非結構的預製外牆。

Total area of the non-structural prefabricated external walls of each residential property and range of thickness of the non-structural prefabricated external walls of each block 每個住宅物業的非結構的預製外牆的總面積及每幢建築物的非結構的預製外牆的厚度範圍				
Description of Residential Property 物業的描述			Total Area 總面積	Range of Thickness 厚度範圍
Tower Number 座號	Floor 樓層	Flat 單位	sq.m. 平方米	mm 毫米
Tower 18 & 20 座	G/F 地下	A	0.681	150
		B	0.558	
		C	1.176	
		D	1.206	
	1/F 1樓	A	0.681	
		B	0.681	
		C	1.176	
		D	1.206	
	2/F, 3/F, 5/F & 6/F 2樓、3樓、 5樓及6樓 (4 Storeys) (4層)	A	0.681	
		B	0.681	
		C	1.206	
		D	1.206	

Total area of the non-structural prefabricated external walls of each residential property and range of thickness of the non-structural prefabricated external walls of each block 每個住宅物業的非結構的預製外牆的總面積及每幢建築物的非結構的預製外牆的厚度範圍				
Description of Residential Property 物業的描述			Total Area 總面積	Range of Thickness 厚度範圍
Tower Number 座號	Floor 樓層	Flat 單位	sq.m. 平方米	mm 毫米
Tower 19 & 21 座	G/F 地下	A	0.558	150
		B	0.681	
		C	1.206	
		D	1.176	
	1/F 1樓	A	0.681	
		B	0.681	
		C	1.206	
		D	1.176	
	2/F, 3/F, 5/F & 6/F 2樓、3樓、 5樓及6樓 (4 Storeys) (4層)	A	0.681	
		B	0.681	
		C	1.206	
		D	1.206	
Tower 22 座	G/F 地下	A	0.526	150
		B	1.184	
		C	0.631	
		D	1.252	
	1/F-3/F 1樓-3樓 (3 Storeys) (3層)	A	0.519	
		B	0.657	
		C	0.624	
		D	0.624	
		E	1.252	

Total area of the non-structural prefabricated external walls of each residential property and range of thickness of the non-structural prefabricated external walls of each block 每個住宅物業的非結構的預製外牆的總面積及每幢建築物的非結構的預製外牆的厚度範圍				
Description of Residential Property 物業的描述			Total Area 總面積	Range of Thickness 厚度範圍
Tower Number 座號	Floor 樓層	Flat 單位	sq.m. 平方米	mm 毫米
Tower 23 座	G/F 地下	A	1.253	150
		B	0.631	
		C	1.184	
		D	0.631	
		E	1.253	
	1/F-3/F 1樓-3樓 (3 Storeys) (3層)	A	1.253	
		B	0.624	
		C	0.624	
		D	0.624	
		E	0.624	
Tower 25 座	LG/F & G/F (Duplex Unit) 地下低層 和地下 (複式單位)	A	1.212	150
		B	Nil	
		C	Nil	
		D	1.212	
	G/F 地下	E	0.439	
		F	0.439	
	1/F-3/F 1樓-3樓 (3 Storeys) (3層)	A	1.590	
		B	1.590	
		C	1.542	
		D	1.542	

Remarks :

1. Tower 4, Tower 13, Tower 14 and Tower 24 are omitted.
2. 4/F is omitted.

備註 :

1. 不設4座、13座、14座及24座。
2. 不設4樓。

Information on design of the development

發展項目的設計的資料

There are non-structural prefabricated external walls forming part of the enclosing walls of the Development.

發展項目有構成圍封牆的一部分的非結構的預製外牆。

Total area of the non-structural prefabricated external walls of each residential property and range of thickness of the non-structural prefabricated external walls of each block 每個住宅物業的非結構的預製外牆的總面積及每幢建築物的非結構的預製外牆的厚度範圍				
Description of Residential Property 物業的描述			Total Area 總面積	Range of Thickness 厚度範圍
Block Number 座號	Floor 樓層	Residential Unit 單位	sq.m. 平方米	mm 毫米
Block A & B 座	LG/F & G/F 地下低層和地下	G1 (Garden Duplex 1) G1 (花園複式1號)	Nil	Nil
		G2 (Garden Duplex 2) G2 (花園複式2號)	Nil	
		G3 (Garden Duplex 3) G3 (花園複式3號)	Nil	
		G5 (Garden Duplex 5) G5 (花園複式5號)	Nil	
	1/F-3/F 1樓-3樓	P1 (Penthouse Triplex 1) P1 (頂層三複式1號)	Nil	
		P2 (Penthouse Triplex 2) P2 (頂層三複式2號)	Nil	
		P3 (Penthouse Triplex 3) P3 (頂層三複式3號)	Nil	
		P5 (Penthouse Triplex 5) P5 (頂層三複式5號)	Nil	

Total area of the non-structural prefabricated external walls of each residential property and range of thickness of the non-structural prefabricated external walls of each block 每個住宅物業的非結構的預製外牆的總面積及每幢建築物的非結構的預製外牆的厚度範圍				
Description of Residential Property 物業的描述			Total Area 總面積	Range of Thickness 厚度範圍
Block Number 座號	Floor 樓層	Residential Unit 單位	sq.m. 平方米	mm 毫米
Block C 座	LG/F & G/F 地下低層和地下	G1 (Garden Duplex 1) G1 (花園複式1號)	0.225	150
		G2 (Garden Duplex 2) G2 (花園複式2號)	0.225	
		G3 (Garden Duplex 3) G3 (花園複式3號)	0.225	
		G5 (Garden Duplex 5) G5 (花園複式5號)	0.225	
		G6 (Garden Duplex 6) G6 (花園複式6號)	0.225	
		G7 (Garden Duplex 7) G7 (花園複式7號)	0.225	
		P1 (Penthouse Duplex 1) P1 (頂層複式1號)	0.225	
	1/F & 2/F 1樓和2樓	P2 (Penthouse Duplex 2) P2 (頂層複式2號)	0.225	
		P3 (Penthouse Duplex 3) P3 (頂層複式3號)	0.225	
		P5 (Penthouse Duplex 5) P5 (頂層複式5號)	0.225	
		P6 (Penthouse Duplex 6) P6 (頂層複式6號)	0.225	
		P7 (Penthouse Duplex 7) P7 (頂層複式7號)	0.225	

Total area of the non-structural prefabricated external walls of each residential property and range of thickness of the non-structural prefabricated external walls of each block 每個住宅物業的非結構的預製外牆的總面積及每幢建築物的非結構的預製外牆的厚度範圍				
Description of Residential Property 物業的描述			Total Area 總面積	Range of Thickness 厚度範圍
Block Number 座號	Floor 樓層	Residential Unit 單位	sq.m. 平方米	mm 毫米
Block D 座	LG/F & G/F 地下低層和地下	G1 (Garden Duplex 1) G1 (花園複式1號)	0.420	150
		G2 (Garden Duplex 2) G2 (花園複式2號)	0.384	
		G3 (Garden Duplex 3) G3 (花園複式3號)	0.384	
		G5 (Garden Duplex 5) G5 (花園複式5號)	0.384	
		G6 (Garden Duplex 6) G6 (花園複式6號)	0.384	
		G7 (Garden Duplex 7) G7 (花園複式7號)	0.384	
		G8 (Garden Duplex 8) G8 (花園複式8號)	0.384	
		G9 (Garden Duplex 9) G9 (花園複式9號)	0.384	
		G10 (Garden Duplex 10) G10 (花園複式10號)	0.384	
		G11 (Garden Duplex 11) G11 (花園複式11號)	0.384	
		G12 (Garden Duplex 12) G12 (花園複式12號)	0.384	
		G15 (Garden Duplex 15) G15 (花園複式15號)	0.384	
		G16 (Garden Duplex 16) G16 (花園複式16號)	0.384	
		G17 (Garden Duplex 17) G17 (花園複式17號)	0.420	

Information on design of the development

發展項目的設計的資料

There are non-structural prefabricated external walls forming part of the enclosing walls of the Development.

發展項目有構成圍封牆的一部分的非結構的預製外牆。

Total area of the non-structural prefabricated external walls of each residential property and range of thickness of the non-structural prefabricated external walls of each block 每個住宅物業的非結構的預製外牆的總面積及每幢建築物的非結構的預製外牆的厚度範圍				
Description of Residential Property 物業的描述			Total Area 總面積	Range of Thickness 厚度範圍
Block Number 座號	Floor 樓層	Residential Unit 單位	sq.m. 平方米	mm 毫米
Block D 座	1/F-3/F 1樓-3樓	P1 (Penthouse Triplex 1) P1 (頂層三複式1號)	0.060	150
		P2 (Penthouse Triplex 2) P2 (頂層三複式2號)	0.049	
		P3 (Penthouse Triplex 3) P3 (頂層三複式3號)	0.049	
		P5 (Penthouse Triplex 5) P5 (頂層三複式5號)	0.049	
		P6 (Penthouse Triplex 6) P6 (頂層三複式6號)	0.049	
		P7 (Penthouse Triplex 7) P7 (頂層三複式7號)	0.049	
		P8 (Penthouse Triplex 8) P8 (頂層三複式8號)	0.049	
		P9 (Penthouse Triplex 9) P9 (頂層三複式9號)	0.049	
		P10 (Penthouse Triplex 10) P10 (頂層三複式10號)	0.049	
		P11 (Penthouse Triplex 11) P11 (頂層三複式11號)	0.049	
		P12 (Penthouse Triplex 12) P12 (頂層三複式12號)	0.049	
		P15 (Penthouse Triplex 15) P15 (頂層三複式15號)	0.049	
		P16 (Penthouse Triplex 16) P16 (頂層三複式16號)	0.049	
		P17 (Penthouse Triplex 17) P17 (頂層三複式17號)	0.060	

Total area of the non-structural prefabricated external walls of each residential property and range of thickness of the non-structural prefabricated external walls of each block 每個住宅物業的非結構的預製外牆的總面積及每幢建築物的非結構的預製外牆的厚度範圍				
Description of Residential Property 物業的描述			Total Area 總面積	Range of Thickness 厚度範圍
Block Number 座號	Floor 樓層	Residential Unit 單位	sq.m. 平方米	mm 毫米
Block E 座	LG/F & G/F 地下低層和地下	G1 (Garden Duplex 1) G1 (花園複式1號)	0.442	150
		G2 (Garden Duplex 2) G2 (花園複式2號)	0.404	
		G3 (Garden Duplex 3) G3 (花園複式3號)	0.404	
		G5 (Garden Duplex 5) G5 (花園複式5號)	0.404	
		G6 (Garden Duplex 6) G6 (花園複式6號)	0.404	
		G7 (Garden Duplex 7) G7 (花園複式7號)	0.442	
		P1 (Penthouse Triplex 1) P1 (頂層三複式1號)	0.079	
	1/F-3/F 1樓-3樓	P2 (Penthouse Triplex 2) P2 (頂層三複式2號)	0.053	
		P3 (Penthouse Triplex 3) P3 (頂層三複式3號)	0.053	
		P5 (Penthouse Triplex 5) P5 (頂層三複式5號)	0.053	
		P6 (Penthouse Triplex 6) P6 (頂層三複式6號)	0.053	
		P7 (Penthouse Triplex 7) P7 (頂層三複式7號)	0.079	

Total area of the non-structural prefabricated external walls of each residential property and range of thickness of the non-structural prefabricated external walls of each block 每個住宅物業的非結構的預製外牆的總面積及每幢建築物的非結構的預製外牆的厚度範圍				
Description of Residential Property 物業的描述			Total Area 總面積	Range of Thickness 厚度範圍
Block Number 座號	Floor 樓層	Residential Unit 單位	sq.m. 平方米	mm 毫米
Block F 座	LG/F & G/F 地下低層和地下	G1 (Garden Duplex 1) G1 (花園複式1號)	0.442	150
		G2 (Garden Duplex 2) G2 (花園複式2號)	0.404	
		G3 (Garden Duplex 3) G3 (花園複式3號)	0.404	
		G5 (Garden Duplex 5) G5 (花園複式5號)	0.442	
		P1 (Penthouse Triplex 1) P1 (頂層三複式1號)	0.071	
	1/F-3/F 1樓-3樓	P2 (Penthouse Triplex 2) P2 (頂層三複式2號)	0.053	
		P3 (Penthouse Triplex 3) P3 (頂層三複式3號)	0.053	
		P5 (Penthouse Triplex 5) P5 (頂層三複式5號)	0.079	

Information on design of the development

發展項目的設計的資料

There are curtain walls forming part of the enclosing walls of the Development.
發展項目有構成圍封牆的一部分的幕牆。

Total area of the curtain walls of each residential property and range of thickness of the curtain walls of each building 每個住宅物業的幕牆的總面積及每幢建築物的幕牆的厚度範圍				
Description of Residential Property 物業的描述			Total Area 總面積	Range of Thickness 厚度範圍
Tower Number 座號	Floor 樓層	Flat 單位	sq.m. 平方米	mm 毫米
Tower 1 座	G/F 地下	A	4.204	300
		B	1.673	
		C	2.094	
		D	1.654	
	1/F-3/F, 5/F & 6/F 1樓-3樓、 5樓及6樓 (5 Storeys) (5層)	A	4.002	
		B	1.718	
		C	1.413	
		D	2.415	
	7/F 7樓	A	4.002	
		B	1.718	
		C	1.409	
		D	2.415	

Total area of the curtain walls of each residential property and range of thickness of the curtain walls of each building 每個住宅物業的幕牆的總面積及每幢建築物的幕牆的厚度範圍				
Description of Residential Property 物業的描述			Total Area 總面積	Range of Thickness 厚度範圍
Tower Number 座號	Floor 樓層	Flat 單位	sq.m. 平方米	mm 毫米
Tower 2 座	G/F 地下	A	2.166	300
		B	2.166	
		C	2.017	
		D	2.574	
	1/F-3/F, 5/F & 6/F 1樓-3樓、 5樓及6樓 (5 Storeys) (5層)	A	1.926	
		B	1.926	
		C	1.772	
		D	1.773	
		E	0.908	
	7/F 7樓	A	1.926	
		B	1.926	
		C	1.442	
		D	1.442	

Total area of the curtain walls of each residential property and range of thickness of the curtain walls of each building 每個住宅物業的幕牆的總面積及每幢建築物的幕牆的厚度範圍				
Description of Residential Property 物業的描述			Total Area 總面積	Range of Thickness 厚度範圍
Tower Number 座號	Floor 樓層	Flat 單位	sq.m. 平方米	mm 毫米
Tower 3 座	G/F 地下	A	2.136	300
		B	3.884	
		C	4.607	
		D	2.573	
	1/F-3/F, 5/F & 6/F 1樓-3樓、 5樓及6樓 (5 Storeys) (5層)	A	1.896	
		B	3.938	
		C	3.565	
		D	1.773	
		E	0.908	
	7/F 7樓	A	1.896	
		B	3.938	
		C	3.566	
		D	1.443	

Remarks :

1. Tower 4, Tower 13, Tower 14 and Tower 24 are omitted.
2. 4/F is omitted.

備註 :

1. 不設4座、13座、14座及24座。
2. 不設4樓。

Information on design of the development

發展項目的設計的資料

There are curtain walls forming part of the enclosing walls of the Development.
發展項目有構成圍封牆的一部分的幕牆。

Total area of the curtain walls of each residential property and range of thickness of the curtain walls of each building 每個住宅物業的幕牆的總面積及每幢建築物的幕牆的厚度範圍				
Description of Residential Property 物業的描述			Total Area 總面積	Range of Thickness 厚度範圍
Tower Number 座號	Floor 樓層	Flat 單位	sq.m. 平方米	mm 毫米
Tower 5 座	G/F 地下	A	3.884	300
		B	2.234	
		C	2.574	
		D	4.606	
	1/F-3/F, 5/F & 6/F 1樓-3樓、 5樓及6樓 (5 Storeys) (5層)	A	3.938	
		B	1.993	
		C	1.772	
		D	3.565	
		E	0.907	
	7/F 7樓	A	3.937	
		B	1.993	
		C	1.442	
		D	3.565	

Total area of the curtain walls of each residential property and range of thickness of the curtain walls of each building 每個住宅物業的幕牆的總面積及每幢建築物的幕牆的厚度範圍				
Description of Residential Property 物業的描述			Total Area 總面積	Range of Thickness 厚度範圍
Tower Number 座號	Floor 樓層	Flat 單位	sq.m. 平方米	mm 毫米
Tower 6 & 7 座	G/F 地下	A	2.233	300
		B	2.233	
		C	1.989	
		D	2.798	
	1/F 1樓	A	1.993	
		B	1.993	
		C	1.773	
		D	1.773	
		E	0.907	
	2/F, 3/F, 5/F & 6/F 2樓、3樓、 5樓及6樓 (4 Storeys) (4層)	A	1.993	
		B	1.993	
		C	1.772	
		D	1.773	
		E	0.907	
	7/F 7樓	A	1.993	
		B	1.993	
		C	1.442	
		D	1.443	

Total area of the curtain walls of each residential property and range of thickness of the curtain walls of each building 每個住宅物業的幕牆的總面積及每幢建築物的幕牆的厚度範圍				
Description of Residential Property 物業的描述			Total Area 總面積	Range of Thickness 厚度範圍
Tower Number 座號	Floor 樓層	Flat 單位	sq.m. 平方米	mm 毫米
Tower 8 座	G/F 地下	A	2.233	300
		B	2.233	
		C	2.097	
		D	2.798	
	1/F-3/F, 5/F & 6/F 1樓-3樓、 5樓及6樓 (5 Storeys) (5層)	A	1.993	
		B	1.993	
		C	1.880	
		D	1.773	
		E	0.907	
	7/F 7樓	A	1.993	
		B	1.993	
		C	1.550	
		D	1.443	

Remarks :

1. Tower 4, Tower 13, Tower 14 and Tower 24 are omitted.
2. 4/F is omitted.

備註 :

1. 不設4座、13座、14座及24座。
2. 不設4樓。

Information on design of the development

發展項目的設計的資料

There are curtain walls forming part of the enclosing walls of the Development.
發展項目有構成圍封牆的一部分的幕牆。

Total area of the curtain walls of each residential property and range of thickness of the curtain walls of each building 每個住宅物業的幕牆的總面積及每幢建築物的幕牆的厚度範圍				
Description of Residential Property 物業的描述			Total Area 總面積	Range of Thickness 厚度範圍
Tower Number 座號	Floor 樓層	Flat 單位	sq.m. 平方米	mm 毫米
Tower 9 座	G/F 地下	A	2.276	300
		B	2.276	
		C	1.992	
		D	2.681	
	1/F-3/F, 5/F & 6/F 1樓-3樓、 5樓及6樓 (5 Storeys) (5層)	A	2.036	
		B	2.036	
		C	1.775	
		D	1.880	
		E	0.907	
	7/F 7樓	A	2.036	
		B	2.036	
		C	1.445	
		D	1.550	

Total area of the curtain walls of each residential property and range of thickness of the curtain walls of each building 每個住宅物業的幕牆的總面積及每幢建築物的幕牆的厚度範圍				
Description of Residential Property 物業的描述			Total Area 總面積	Range of Thickness 厚度範圍
Tower Number 座號	Floor 樓層	Flat 單位	sq.m. 平方米	mm 毫米
Tower 10-12 & 15 座	G/F 地下	A	2.276	300
		B	2.276	
		C	1.992	
		D	2.576	
	1/F-3/F, 5/F & 6/F 1樓-3樓、 5樓及6樓 (5 Storeys) (5層)	A	2.036	
		B	2.036	
		C	1.775	
		D	1.775	
		E	0.907	
	7/F 7樓	A	2.036	
		B	2.036	
		C	1.445	
		D	1.445	

Total area of the curtain walls of each residential property and range of thickness of the curtain walls of each building 每個住宅物業的幕牆的總面積及每幢建築物的幕牆的厚度範圍				
Description of Residential Property 物業的描述			Total Area 總面積	Range of Thickness 厚度範圍
Tower Number 座號	Floor 樓層	Flat 單位	sq.m. 平方米	mm 毫米
Tower 16 座	G/F 地下	A	2.276	300
		B	3.197	
		C	4.393	
		D	2.576	
	1/F-3/F, 5/F & 6/F 1樓-3樓、 5樓及6樓 (5 Storeys) (5層)	A	2.036	
		B	3.197	
		C	3.838	
		D	1.775	
		E	0.907	
	7/F 7樓	A	2.036	
		B	3.197	
		C	3.837	
		D	1.445	
Tower 17 座	G/F 地下	A	2.100	300
		B	1.298	
		C	1.564	
		D	1.610	
	1/F-3/F, 5/F & 6/F 1樓-3樓、 5樓及6樓 (5 Storeys) (5層)	A	4.338	
		B	3.267	
		C	1.293	
		D	1.340	

Remarks :

1. Tower 4, Tower 13, Tower 14 and Tower 24 are omitted.
2. 4/F is omitted.

備註 :

1. 不設4座、13座、14座及24座。
2. 不設4樓。

Information on design of the development

發展項目的設計的資料

There are curtain walls forming part of the enclosing walls of the Development.
發展項目有構成圍封牆的一部分的幕牆。

Total area of the curtain walls of each residential property and range of thickness of the curtain walls of each building 每個住宅物業的幕牆的總面積及每幢建築物的幕牆的厚度範圍				
Description of Residential Property 物業的描述			Total Area 總面積	Range of Thickness 厚度範圍
Tower Number 座號	Floor 樓層	Flat 單位	sq.m. 平方米	mm 毫米
Tower 18 座	G/F 地下	A	2.580	300
		B	2.433	
		C	1.564	
		D	1.564	
	1/F 1樓	A	4.555	
		B	4.408	
		C	1.294	
		D	1.294	
	2/F, 3/F, 5/F & 6/F 2樓、3樓、 5樓及6樓 (4 Storeys) (4層)	A	4.555	
		B	4.630	
		C	1.294	
		D	1.294	

Remarks :

1. Tower 4, Tower 13, Tower 14 and Tower 24 are omitted.
2. 4/F is omitted.

備註 :

1. 不設4座、13座、14座及24座。
2. 不設4樓。

Total area of the curtain walls of each residential property and range of thickness of the curtain walls of each building 每個住宅物業的幕牆的總面積及每幢建築物的幕牆的厚度範圍				
Description of Residential Property 物業的描述			Total Area 總面積	Range of Thickness 厚度範圍
Tower Number 座號	Floor 樓層	Flat 單位	sq.m. 平方米	mm 毫米
Tower 19 & 21 座	G/F 地下	A	2.433	300
		B	2.655	
		C	1.564	
		D	1.564	
	1/F 1樓	A	4.408	
		B	4.630	
		C	1.294	
		D	1.294	
	2/F, 3/F, 5/F & 6/F 2樓、3樓、 5樓及6樓 (4 Storeys) (4層)	A	4.630	
		B	4.630	
		C	1.294	
		D	1.294	
Tower 20 座	G/F 地下	A	2.655	300
		B	2.433	
		C	1.564	
		D	1.564	
	1/F 1樓	A	4.630	
		B	4.408	
		C	1.294	
		D	1.294	
	2/F, 3/F, 5/F & 6/F 2樓、3樓、 5樓及6樓 (4 Storeys) (4層)	A	4.630	
		B	4.630	
		C	1.294	
		D	1.294	

Total area of the curtain walls of each residential property and range of thickness of the curtain walls of each building 每個住宅物業的幕牆的總面積及每幢建築物的幕牆的厚度範圍				
Description of Residential Property 物業的描述			Total Area 總面積	Range of Thickness 厚度範圍
Tower Number 座號	Floor 樓層	Flat 單位	sq.m. 平方米	mm 毫米
Tower 22 座	G/F 地下	A	4.385	300
		B	1.590	
		C	0.742	
		D	1.657	
	1/F-3/F 1樓-3樓 (3 Storeys) (3層)	A	4.384	
		B	0.495	
		C	0.495	
		D	0.495	
		E	1.657	
		F	1.657	
Tower 23 座	G/F 地下	A	1.657	300
		B	0.742	
		C	1.590	
		D	0.743	
		E	1.657	
	1/F-3/F 1樓-3樓 (3 Storeys) (3層)	A	1.657	
		B	0.495	
		C	0.495	
		D	0.495	
		E	0.495	
Tower 25 座	LG/F & G/F 地下低層和 地下	A	1.744	300
		B	0.495	
		C	0.495	
		D	1.744	
	G/F 地下	E	3.019	
		F	3.019	
	1/F-3/F 1樓-3樓 (3 Storeys) (3層)	A	3.082	
		B	3.082	
		C	2.734	
		D	2.734	

Information on design of the development

發展項目的設計的資料

There are curtain walls forming part of the enclosing walls of the Development.
發展項目有構成圍封牆的一部分的幕牆。

Total area of the curtain walls of each residential property and range of thickness of the curtain walls of each building 每個住宅物業的幕牆的總面積及每幢建築物的幕牆的厚度範圍				
Description of Residential Property 物業的描述			Total Area 總面積	Range of Thickness 厚度範圍
Block Number 座號	Floor 樓層	Residential Unit 單位	sq.m. 平方米	mm 毫米
Block A 座	LG/F & G/F 地下低層和地下	G1 (Garden Duplex 1) G1 (花園複式1號)	5.100	300
		G2 (Garden Duplex 2) G2 (花園複式2號)	4.455	
		G3 (Garden Duplex 3) G3 (花園複式3號)	4.410	
		G5 (Garden Duplex 5) G5 (花園複式5號)	4.455	
	1/F-3/F 1樓-3樓	P1 (Penthouse Triplex 1) P1 (頂層三複式1號)	12.800	
		P2 (Penthouse Triplex 2) P2 (頂層三複式2號)	11.389	
		P3 (Penthouse Triplex 3) P3 (頂層三複式3號)	12.800	
		P5 (Penthouse Triplex 5) P5 (頂層三複式5號)	11.389	
Block B 座	LG/F & G/F 地下低層和地下	G1 (Garden Duplex 1) G1 (花園複式1號)	4.410	300
		G2 (Garden Duplex 2) G2 (花園複式2號)	4.455	
		G3 (Garden Duplex 3) G3 (花園複式3號)	4.409	
		G5 (Garden Duplex 5) G5 (花園複式5號)	4.668	
	1/F-3/F 1樓-3樓	P1 (Penthouse Triplex 1) P1 (頂層三複式1號)	12.800	
		P2 (Penthouse Triplex 2) P2 (頂層三複式2號)	11.389	
		P3 (Penthouse Triplex 3) P3 (頂層三複式3號)	12.799	
		P5 (Penthouse Triplex 5) P5 (頂層三複式5號)	11.384	

Total area of the curtain walls of each residential property and range of thickness of the curtain walls of each building 每個住宅物業的幕牆的總面積及每幢建築物的幕牆的厚度範圍				
Description of Residential Property 物業的描述			Total Area 總面積	Range of Thickness 厚度範圍
Block Number 座號	Floor 樓層	Residential Unit 單位	sq.m. 平方米	mm 毫米
Block C 座	LG/F & G/F 地下低層和地下	G1 (Garden Duplex 1) G1 (花園複式1號)	1.665	300
		G2 (Garden Duplex 2) G2 (花園複式2號)	1.665	
		G3 (Garden Duplex 3) G3 (花園複式3號)	1.665	
		G5 (Garden Duplex 5) G5 (花園複式5號)	1.665	
		G6 (Garden Duplex 6) G6 (花園複式6號)	1.665	
		G7 (Garden Duplex 7) G7 (花園複式7號)	1.665	
		P1 (Penthouse Duplex 1) P1 (頂層複式1號)	5.454	
	1/F & 2/F 1樓和2樓	P2 (Penthouse Duplex 2) P2 (頂層複式2號)	3.656	
		P3 (Penthouse Duplex 3) P3 (頂層複式3號)	3.656	
		P5 (Penthouse Duplex 5) P5 (頂層複式5號)	3.656	
		P6 (Penthouse Duplex 6) P6 (頂層複式6號)	3.656	
		P7 (Penthouse Duplex 7) P7 (頂層複式7號)	3.656	

Total area of the curtain walls of each residential property and range of thickness of the curtain walls of each building 每個住宅物業的幕牆的總面積及每幢建築物的幕牆的厚度範圍				
Description of Residential Property 物業的描述			Total Area 總面積	Range of Thickness 厚度範圍
Block Number 座號	Floor 樓層	Residential Unit 單位	sq.m. 平方米	mm 毫米
Block D 座	LG/F & G/F 地下低層和地下	G1 (Garden Duplex 1) G1 (花園複式1號)	Nil	Nil
		G2 (Garden Duplex 2) G2 (花園複式2號)	Nil	
		G3 (Garden Duplex 3) G3 (花園複式3號)	Nil	
		G5 (Garden Duplex 5) G5 (花園複式5號)	Nil	
		G6 (Garden Duplex 6) G6 (花園複式6號)	Nil	
		G7 (Garden Duplex 7) G7 (花園複式7號)	Nil	
		G8 (Garden Duplex 8) G8 (花園複式8號)	Nil	
		G9 (Garden Duplex 9) G9 (花園複式9號)	Nil	
		G10 (Garden Duplex 10) G10 (花園複式10號)	Nil	
		G11 (Garden Duplex 11) G11 (花園複式11號)	Nil	
		G12 (Garden Duplex 12) G12 (花園複式12號)	Nil	
		G15 (Garden Duplex 15) G15 (花園複式15號)	Nil	
		G16 (Garden Duplex 16) G16 (花園複式16號)	Nil	
		G17 (Garden Duplex 17) G17 (花園複式17號)	Nil	

Information on design of the development

發展項目的設計的資料

There are curtain walls forming part of the enclosing walls of the Development.
發展項目有構成圍封牆的一部分的幕牆。

Total area of the curtain walls of each residential property and range of thickness of the curtain walls of each building 每個住宅物業的幕牆的總面積及每幢建築物的幕牆的厚度範圍				
Description of Residential Property 物業的描述			Total Area 總面積	Range of Thickness 厚度範圍
Block Number 座號	Floor 樓層	Residential Unit 單位	sq.m. 平方米	mm 毫米
Block D 座	1/F-3/F 1樓-3樓	P1 (Penthouse Triplex 1) P1 (頂層三複式1號)	2.609	300
		P2 (Penthouse Triplex 2) P2 (頂層三複式2號)	2.307	
		P3 (Penthouse Triplex 3) P3 (頂層三複式3號)	2.307	
		P5 (Penthouse Triplex 5) P5 (頂層三複式5號)	2.307	
		P6 (Penthouse Triplex 6) P6 (頂層三複式6號)	2.307	
		P7 (Penthouse Triplex 7) P7 (頂層三複式7號)	2.307	
		P8 (Penthouse Triplex 8) P8 (頂層三複式8號)	2.307	
		P9 (Penthouse Triplex 9) P9 (頂層三複式9號)	2.307	
		P10 (Penthouse Triplex 10) P10 (頂層三複式10號)	2.307	
		P11 (Penthouse Triplex 11) P11 (頂層三複式11號)	2.307	
		P12 (Penthouse Triplex 12) P12 (頂層三複式12號)	2.307	
		P15 (Penthouse Triplex 15) P15 (頂層三複式15號)	2.307	
		P16 (Penthouse Triplex 16) P16 (頂層三複式16號)	2.307	
		P17 (Penthouse Triplex 17) P17 (頂層三複式17號)	2.609	

Total area of the curtain walls of each residential property and range of thickness of the curtain walls of each building 每個住宅物業的幕牆的總面積及每幢建築物的幕牆的厚度範圍				
Description of Residential Property 物業的描述			Total Area 總面積	Range of Thickness 厚度範圍
Block Number 座號	Floor 樓層	Residential Unit 單位	sq.m. 平方米	mm 毫米
Block E 座	LG/F & G/F 地下低層和地下	G1 (Garden Duplex 1) G1 (花園複式1號)	Nil	300
		G2 (Garden Duplex 2) G2 (花園複式2號)	Nil	
		G3 (Garden Duplex 3) G3 (花園複式3號)	Nil	
		G5 (Garden Duplex 5) G5 (花園複式5號)	Nil	
		G6 (Garden Duplex 6) G6 (花園複式6號)	Nil	
		G7 (Garden Duplex 7) G7 (花園複式7號)	Nil	
		P1 (Penthouse Triplex 1) P1 (頂層三複式1號)	2.631	
	1/F-3/F 1樓-3樓	P2 (Penthouse Triplex 2) P2 (頂層三複式2號)	2.233	
		P3 (Penthouse Triplex 3) P3 (頂層三複式3號)	2.233	
		P5 (Penthouse Triplex 5) P5 (頂層三複式5號)	2.233	
		P6 (Penthouse Triplex 6) P6 (頂層三複式6號)	2.233	
		P7 (Penthouse Triplex 7) P7 (頂層三複式7號)	2.631	

Total area of the curtain walls of each residential property and range of thickness of the curtain walls of each building 每個住宅物業的幕牆的總面積及每幢建築物的幕牆的厚度範圍				
Description of Residential Property 物業的描述			Total Area 總面積	Range of Thickness 厚度範圍
Block Number 座號	Floor 樓層	Residential Unit 單位	sq.m. 平方米	mm 毫米
Block F 座	LG/F & G/F 地下低層和地下	G1 (Garden Duplex 1) G1 (花園複式1號)	Nil	300
		G2 (Garden Duplex 2) G2 (花園複式2號)	Nil	
		G3 (Garden Duplex 3) G3 (花園複式3號)	Nil	
		G5 (Garden Duplex 5) G5 (花園複式5號)	Nil	
		P1 (Penthouse Triplex 1) P1 (頂層三複式1號)	2.233	
	1/F & 2/F 1樓和2樓	P2 (Penthouse Triplex 2) P2 (頂層三複式2號)	2.233	
		P3 (Penthouse Triplex 3) P3 (頂層三複式3號)	2.233	
		P5 (Penthouse Triplex 5) P5 (頂層三複式5號)	2.631	

物業管理的資料

The Manager

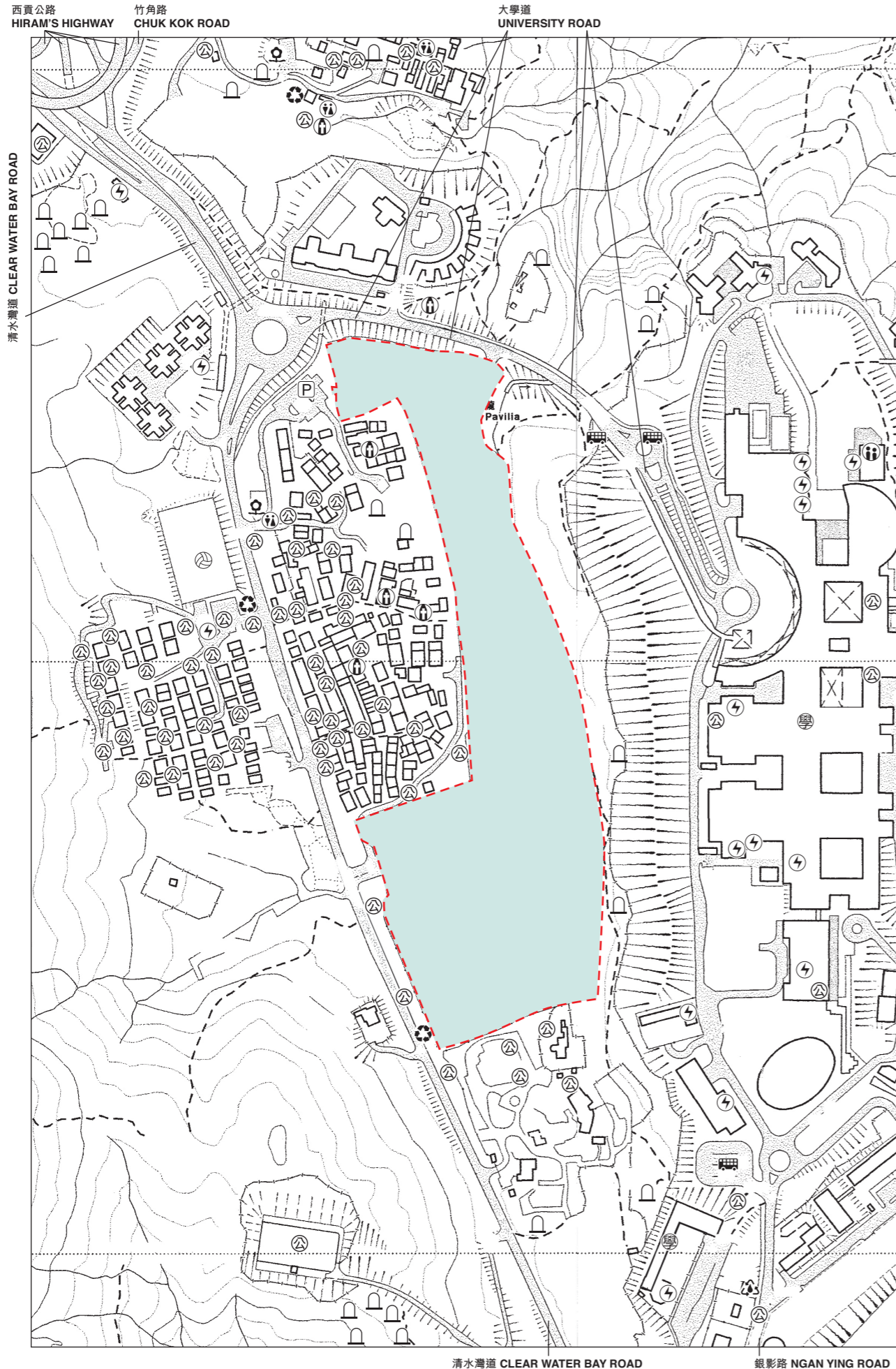
New World Property Management Company Limited has been appointed as the manager of the Development under the executed deed of mutual covenant in respect of the Development.

管理人

根據發展項目已簽立的公契，新世界物業管理有限公司已獲委任為發展項目的管理人。

Location plan of the development

發展項目的所在位置圖



The Location Plan is prepared based on a reproduction of Survey Sheet No. 11-NE-B dated 15 March 2024 and No. 12-NW-A dated 21 February 2024 with adjustments where necessary.

所在位置圖依據日期為2024年3月15日之測繪圖(編號11-NE-B)及2024年2月21日之測繪圖(編號12-NW-A)，複印後擬備，有需要處經修正處理。

Legend 圖例

- | | | |
|--|---|-------------------------|
| | Sewage treatment works and facilities | 污水處理廠及設施 |
| | Power plant (including electricity sub-stations) | 發電廠 (包括電力分站) |
| | Cemetery | 墳場 |
| | Refuse collection point | 垃圾收集站 |
| | Public carpark (including lorry park) | 公眾停車場 (包括貨車停泊處) |
| | Public convenience | 公廁 |
| | Public transport terminal (including rail station) | 公共交通總站 (包括鐵路車站) |
| | Public utility installation | 公用事業設施裝置 |
| | Religious institution (including church, temple and Tsz Tong) | 宗教場所 (包括教堂、廟宇及祠堂) |
| | School (including kindergarten) | 學校 (包括幼稚園) |
| | Social welfare facilities (including elderly centre and home for the mentally disabled) | 社會福利設施 (包括老人中心及弱智人士護理院) |
| | Sports facilities (including sports ground and swimming pool) | 體育設施 (包括運動場及游泳池) |
| | Public park | 公園 |

Location of the Development
發展項目的位置



Remarks :


1. Due to technical reasons as a result of the irregular boundary of the Development, the Location Plan has shown more than the area required under the Residential Properties (First-hand Sales) Ordinance.
2. The map reproduced with permission of the Director of Lands. © The Government of the Hong Kong SAR. Licence No. 96/2021.
3. The vendor advises prospective purchasers to conduct an on-site visit for a better understanding of the development site, its surrounding environment and the public facilities nearby.

備註 :

1. 因發展項目的不規則界線引致的技術原因，所在位置圖所顯示的範圍多於《一手住宅物業銷售條例》所要求。
2. 地圖版權屬香港特區政府，經地政總署准許複印，版權特許編號96/2021。
3. 賣方建議準買方到該發展地盤作實地考察，以對該發展地盤、其周邊地區環境及附近的公共設施有較佳了解。

Aerial photograph of the development

發展項目的鳥瞰照片



This blank area falls outside the coverage of the aerial photograph
鳥瞰照片並不覆蓋本空白範圍

Adopted from part of the aerial photograph taken by the Survey and Mapping Office of Lands Department at a flying height of 3,000 feet, photo No. E182380C, dated 29 December 2022.

摘錄自地政總署測繪處於2022年12月29日在3,000呎飛行高度拍攝之鳥瞰照片，編號為E182380C。

Survey and Mapping Office, Lands Department, The Government of the HKSAR © Copyright reserved - reproduction by permission only.

香港特別行政區政府地政總署測繪處©版權所有，未經許可，不得複製。

● Location of the Development
發展項目的位置

Remarks :

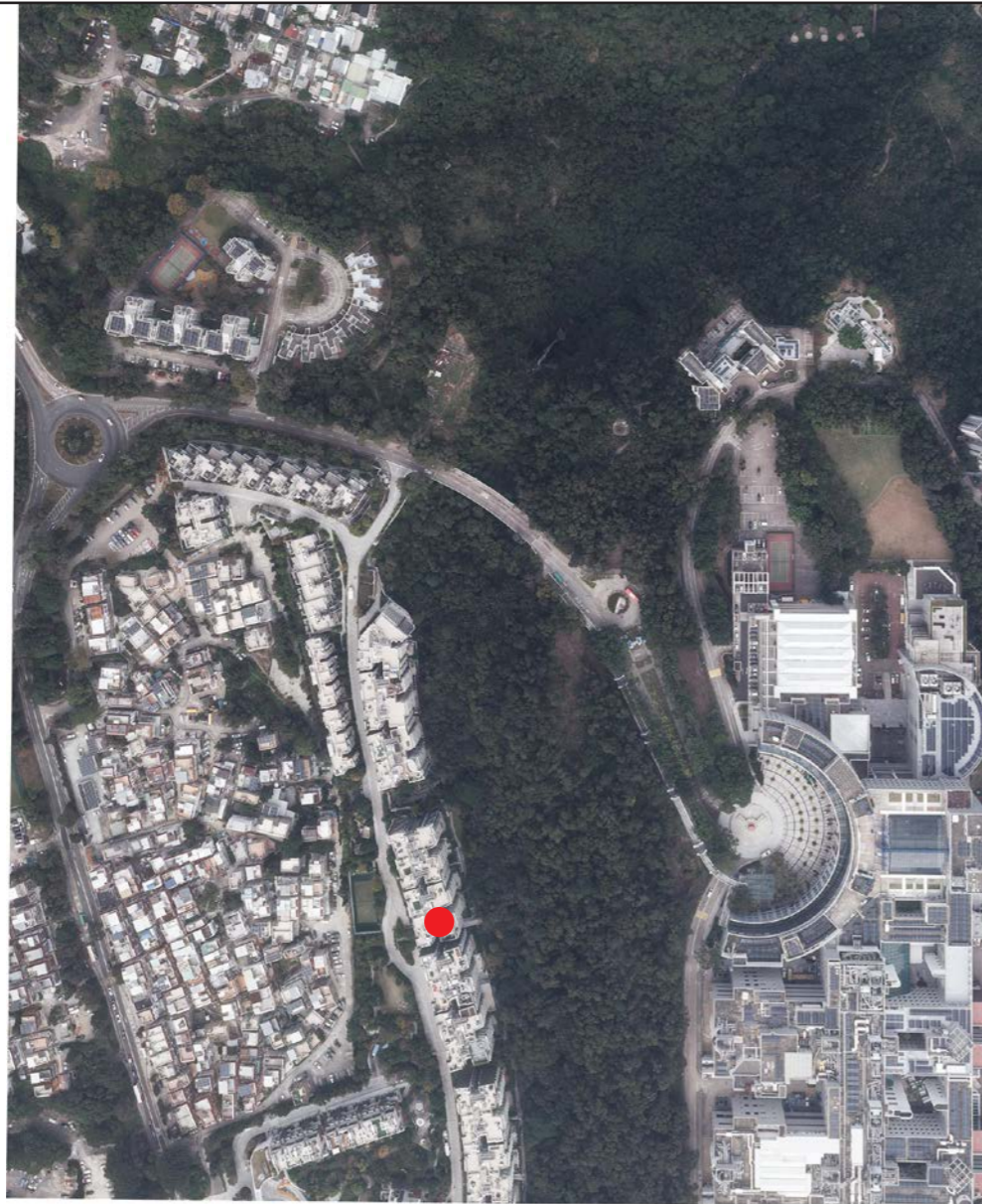
1. The aerial photograph is available for free inspection during normal office hours at the sales office.
2. Due to technical reasons as a result of the irregular boundary of the Development, the aerial photograph has shown more than the area required under the Residential Properties (First-hand Sales) Ordinance.

備註：

1. 該鳥瞰照片存於售樓處，於正常辦公時間內供免費查閱。
2. 因發展項目的不規則界線引致的技術原因，鳥瞰照片所顯示的範圍多於《一手住宅物業銷售條例》所要求。

Aerial photograph of the development

發展項目的鳥瞰照片



Adopted from part of the aerial photograph taken by the Survey and Mapping Office of Lands Department at a flying height of 3,000 feet, photo No. E182381C, dated 29 December 2022.

摘錄自地政總署測繪處於2022年12月29日在3,000呎飛行高度拍攝之鳥瞰照片，編號為E182381C。

Survey and Mapping Office, Lands Department, The Government of the HKSAR © Copyright reserved - reproduction by permission only.

香港特別行政區政府地政總署測繪處©版權所有，未經許可，不得複製。

● Location of the Development
發展項目的位置

This blank area falls outside the coverage of the aerial photograph
鳥瞰照片並不覆蓋本空白範圍

Remarks :

1. The aerial photograph is available for free inspection during normal office hours at the sales office.
2. Due to technical reasons as a result of the irregular boundary of the Development, the aerial photograph has shown more than the area required under the Residential Properties (First-hand Sales) Ordinance.

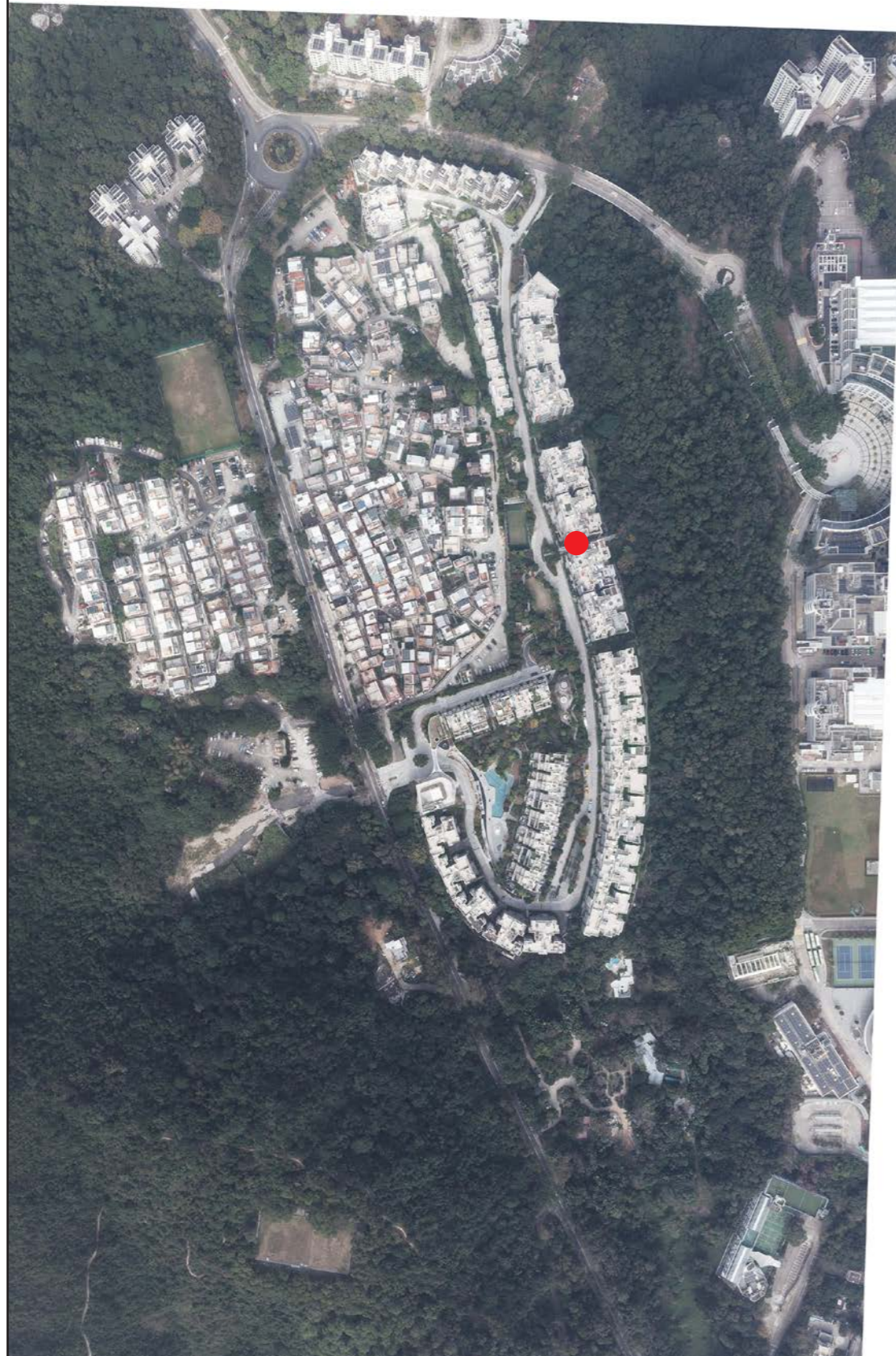
備註：

1. 該鳥瞰照片存於售樓處，於正常辦公時間內供免費查閱。
2. 因發展項目的不規則界線引致的技術原因，鳥瞰照片所顯示的範圍多於《一手住宅物業銷售條例》所要求。

Aerial photograph of the development

發展項目的鳥瞰照片

This blank area falls outside the coverage of the aerial photograph
鳥瞰照片並不覆蓋本空白範圍



Adopted from part of the aerial photograph taken by the Survey and Mapping Office of Lands Department at a flying height of 3,000 feet, photo No. E182530C, dated 29 December 2022.

摘錄自地政總署測繪處於2022年12月29日在3,000呎飛行高度拍攝之鳥瞰照片，編號為E182530C。

Survey and Mapping Office, Lands Department, The Government of the HKSAR © Copyright reserved - reproduction by permission only.

香港特別行政區政府地政總署測繪處©版權所有，未經許可，不得複製。

● Location of the Development
發展項目的位置

Remarks :

1. The aerial photograph is available for free inspection during normal office hours at the sales office.
2. Due to technical reasons as a result of the irregular boundary of the Development, the aerial photograph has shown more than the area required under the Residential Properties (First-hand Sales) Ordinance.


備註：

1. 該鳥瞰照片存於售樓處，於正常辦公時間內供免費查閱。
2. 因發展項目的不規則界線引致的技術原因，鳥瞰照片所顯示的範圍多於《一手住宅物業銷售條例》所要求。

Aerial photograph of the development

發展項目的鳥瞰照片

This blank area falls outside the coverage of the aerial photograph
鳥瞰照片並不覆蓋本空白範圍



Adopted from part of the aerial photograph taken by the Survey and Mapping Office of Lands Department at a flying height of 3,000 feet, photo No. E182531C, dated 29 December 2022.

摘錄自地政總署測繪處於2022年12月29日在3,000呎飛行高度拍攝之鳥瞰照片，編號為E182531C。

Survey and Mapping Office, Lands Department, The Government of the HKSAR © Copyright reserved - reproduction by permission only.

香港特別行政區政府地政總署測繪處©版權所有，未經許可，不得複製。

● Location of the Development
發展項目的位置

Remarks :

1. The aerial photograph is available for free inspection during normal office hours at the sales office.
2. Due to technical reasons as a result of the irregular boundary of the Development, the aerial photograph has shown more than the area required under the Residential Properties (First-hand Sales) Ordinance.

備註：

1. 該鳥瞰照片存於售樓處，於正常辦公時間內供免費查閱。
2. 因發展項目的不規則界線引致的技術原因，鳥瞰照片所顯示的範圍多於《一手住宅物業銷售條例》所要求。

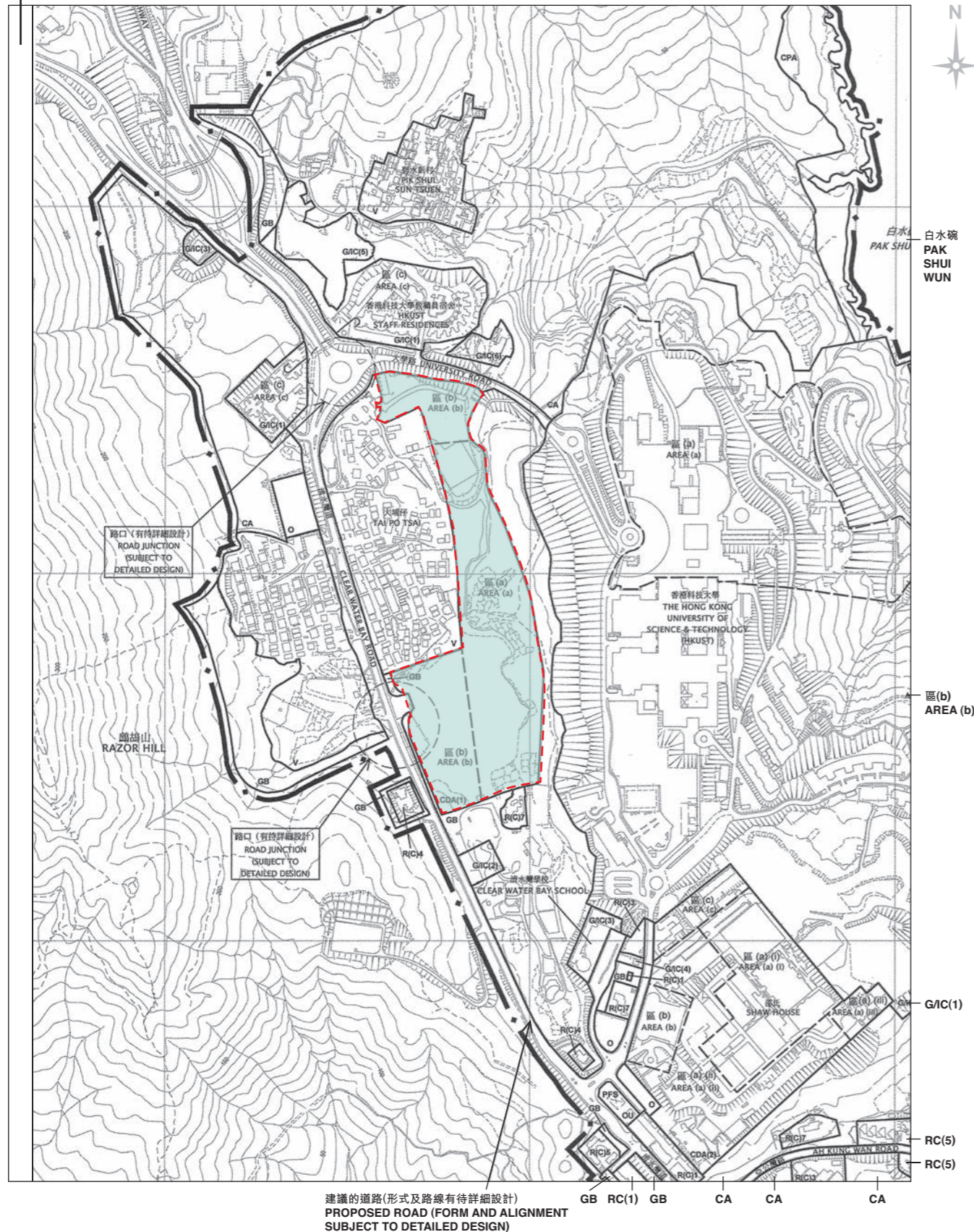
關乎發展項目的分區計劃大綱圖等

This blank area, though situated within 500 metres from the boundary of the Development, falls outside the coverage of the relevant Outline Zoning Plan.

本空白範圍位於發展項目的界線的500米以內，但並不被有關分區計劃大綱圖覆蓋。

Part of the approved Clear Water Bay Peninsula North Outline Zoning Plan with plan No. S/SK-CWBN/6 gazetted on 13 December 2013.

摘錄自2013年12月13日憲報公布之清水灣半島北分區計劃大綱核准圖，圖則編號為S/SK-CWBN/6。



Notation 圖例

Zones 地帶

- CDA Comprehensive Development Area 綜合發展區
- R(C) Residential (Group C) 住宅(丙類)
- V Village Type Development 鄉村式發展
- G/IC Government, Institution or Community 政府、機構或社區
- O Open Space 休憩用地
- OU Other Specified Uses 其他指定用途
- GB Green Belt 綠化地帶
- CA Conservation Area 自然保育區
- CPA Coastal Protection Area 海岸保護區

Communications 交通

- Major Road and Junction 主要道路及路口

Miscellaneous 其他

- Boundary of Planning Scheme 規劃範圍界線
- PFS** Petrol Filling Station 油站

- Location of the Development 發展項目的位置
- Scale 比例 0M/米 500M/米

Remarks :

1. The last updated version of the Outline Zoning Plan and the attached schedule as of the date of printing of the sales brochure are available for free inspection during normal office hours at the sales office.
2. The map, prepared by the Planning Department under the direction of the Town Planning Board, is reproduced with permission of the Director of Lands. © The Government of the Hong Kong SAR.
3. The vendor advises prospective purchasers to conduct an on-site visit for a better understanding of the development site, its surrounding environment and the public facilities nearby.
4. Due to technical reasons as a result of the irregular boundary of the Development, the Outline Zoning Plan has shown more than the area required under the Residential Properties (First-hand Sales) Ordinance.

備註 :

1. 在印製售樓說明書當日適用的最近更新版本分區計劃大綱圖及其附表存於售樓處，於正常辦公時間內供免費查閱。
2. 地圖為規劃署遵照城市規劃委員會指示擬備，版權屬香港特別行政區政府，經地政總署准許複印。
3. 賣方建議準買方到該發展地盤作實地考察，以對該發展地盤、其周邊地區環境及附近的公共設施有較佳了解。
4. 因發展項目的不規則界線引致的技術原因，分區計劃大綱圖所顯示的範圍多於《一手住宅物業銷售條例》所要求。

Outline zoning plan etc. relating to the development

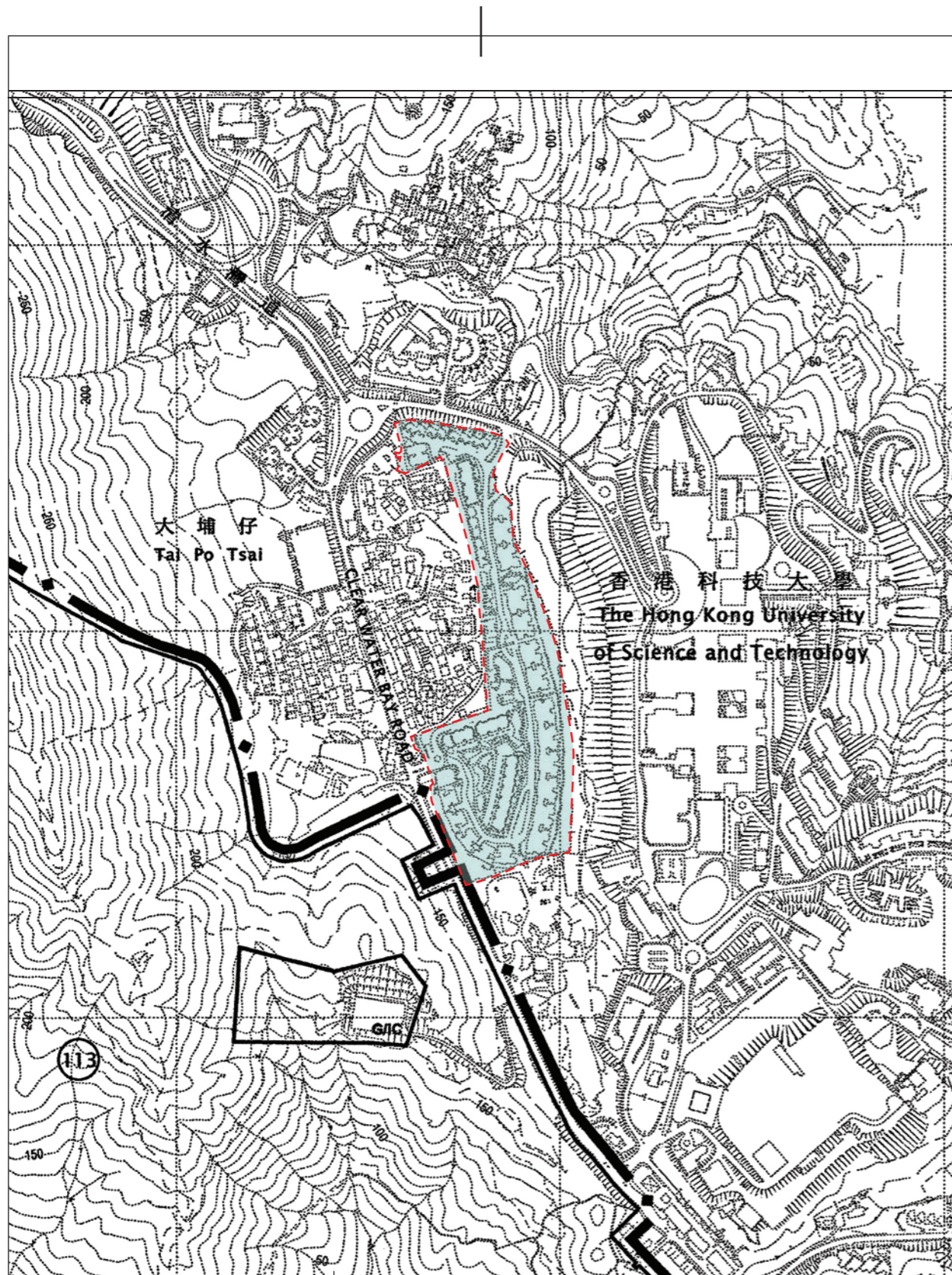
關乎發展項目的分區計劃大綱圖等

This blank area, though situated within 500 metres from the boundary of the Development, falls outside the coverage of the relevant Outline Zoning Plan.

本空白範圍位於發展項目的界線的500米以內，但並不被有關分區計劃大綱圖覆蓋。

Part of the draft Tseung Kwan O Outline Zoning Plan with plan No. S/TKO/29 gazetted on 29 December 2023.

摘錄自2023年12月29日憲報公布之將軍澳分區計劃大綱草圖，圖則編號為S/TKO/29。



Notation 圖例

Zones 地帶

- G/C Government, Institution or Community 政府、機構或社區
- GB Green Belt 綠化地帶

Communications 交通

- Major Road and Junction 主要道路及路口

Miscellaneous 其他

- Boundary of Planning Scheme 規劃範圍界線
- Planning Area Number 規劃區編號

- Location of the Development 發展項目的位置

Scale
比例



Remarks :

1. The last updated version of the Outline Zoning Plan and the attached schedule as of the date of printing of the sales brochure are available for free inspection during normal office hours at the sales office.
2. The map, prepared by the Planning Department under the direction of the Town Planning Board, is reproduced with permission of the Director of Lands. © The Government of the Hong Kong SAR.
3. The vendor advises prospective purchasers to conduct an on-site visit for a better understanding of the development site, its surrounding environment and the public facilities nearby.
4. Due to technical reasons as a result of the irregular boundary of the Development, the Outline Zoning Plan has shown more than the area required under the Residential Properties (First-hand Sales) Ordinance.

備註：

1. 在印製售樓說明書當日適用的最近更新版本分區計劃大綱圖及其附表存於售樓處，於正常辦公時間內供免費查閱。
2. 地圖為規劃署遵照城市規劃委員會指示擬備，版權屬香港特別行政區政府，經地政總署准許複印。
3. 賣方建議準買方到該發展地盤作實地考察，以對該發展地盤、其周邊地區環境及附近的公共設施有較佳了解。
4. 因發展項目的不規則界線引致的技術原因，分區計劃大綱圖所顯示的範圍多於《一手住宅物業銷售條例》所要求。

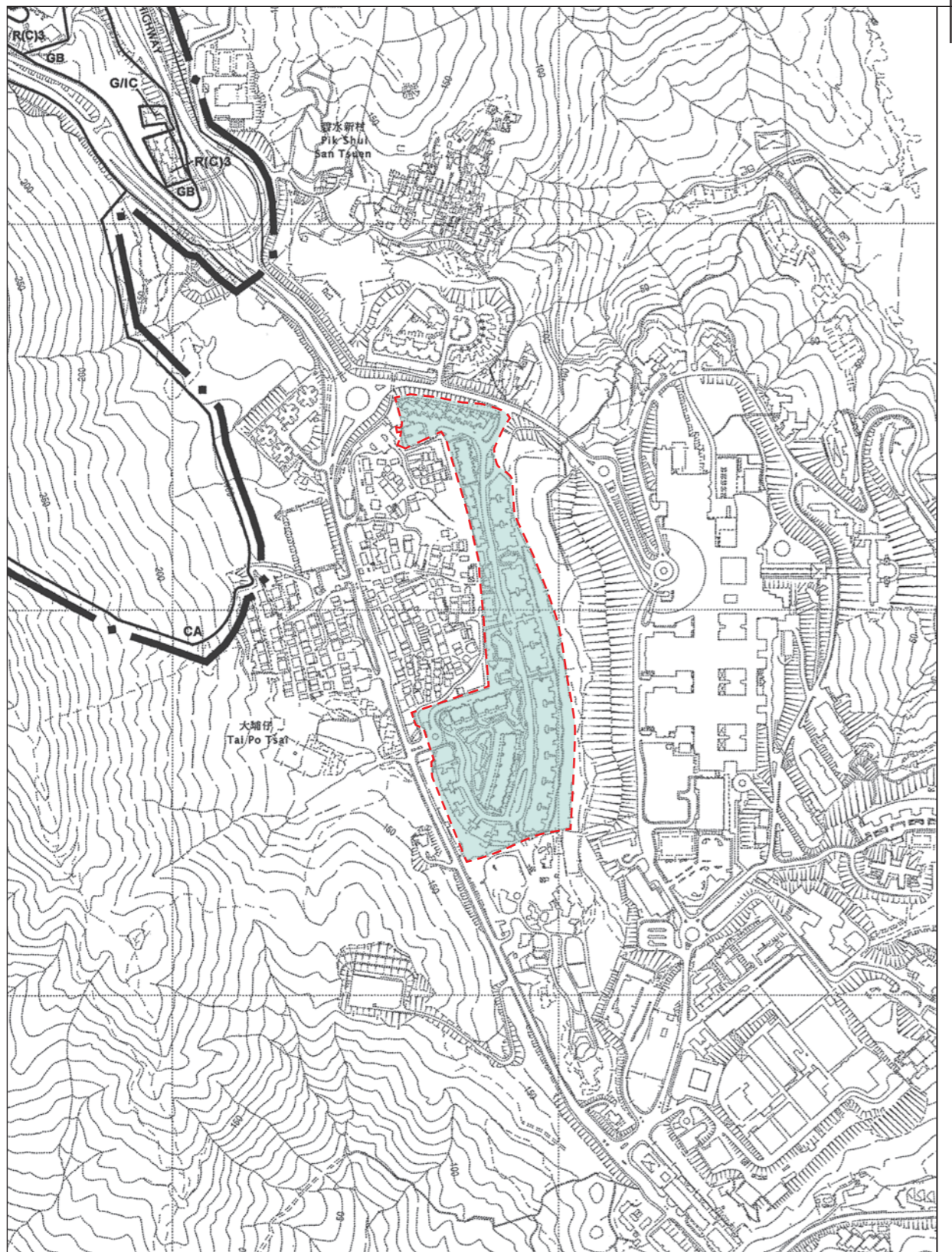
關於發展項目的分區計劃大綱圖等

This blank area, though situated within 500 metres from the boundary of the Development, falls outside the coverage of the relevant Outline Zoning Plan.

本空白範圍位於發展項目的界線的500米以內，但並不被有關分區計劃大綱圖覆蓋。

Part of the approved Tseng Lan Shue Outline Zoning Plan with plan No. S/SK-TLS/10 gazetted on 5 May 2023.

摘錄自2023年5月5日憲報公布之井欄樹分區計劃大綱核准圖，圖則編號為S/SK-TLS/10。



Notation 圖例

Zones 地帶

- R(C) Residential (Group C) 住宅(丙類)
- G/IC Government, Institution or Community 政府、機構或社區
- GB Green Belt 綠化地帶
- CA Conservation Area 自然保育區

Communications 交通

- Major Road and Junction 主要道路及路口

Miscellaneous 其他

- Boundary of Planning Scheme 規劃範圍界線

- Location of the Development 發展項目的位置

Scale 比例



Remarks :

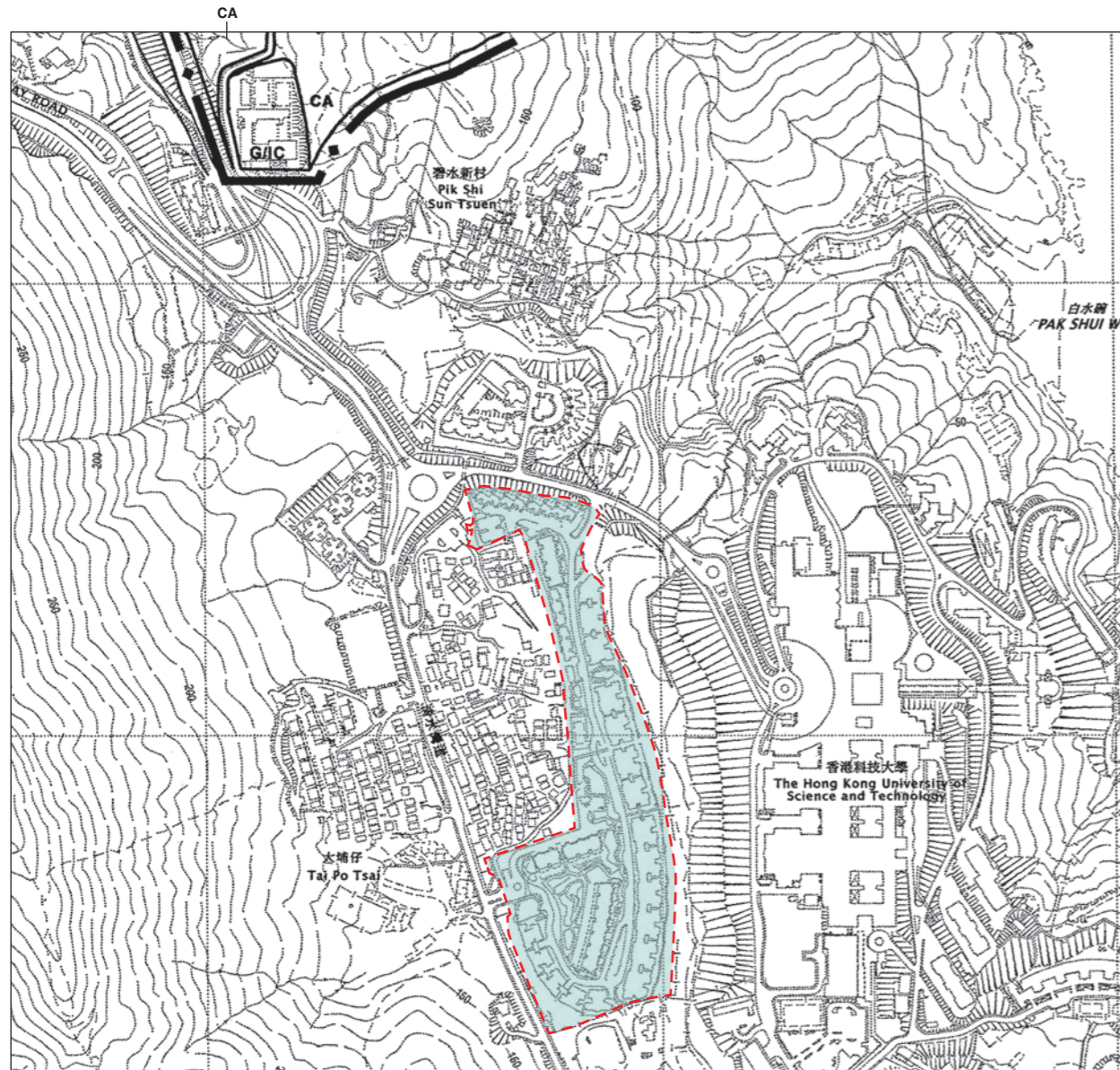
1. The last updated version of the Outline Zoning Plan and the attached schedule as of the date of printing of the sales brochure are available for free inspection during normal office hours at the sales office.
2. The map, prepared by the Planning Department under the direction of the Town Planning Board, is reproduced with permission of the Director of Lands. © The Government of the Hong Kong SAR.
3. The vendor advises prospective purchasers to conduct an on-site visit for a better understanding of the development site, its surrounding environment and the public facilities nearby.
4. Due to technical reasons as a result of the irregular boundary of the Development, the Outline Zoning Plan has shown more than the area required under the Residential Properties (First-hand Sales) Ordinance.

備註：

1. 在印製售樓說明書當日適用的最近更新版本分區計劃大綱圖及其附表存於售樓處，於正常辦公時間內供免費查閱。
2. 地圖為規劃署遵照城市規劃委員會指示擬備，版權屬香港特別行政區政府，經地政總署准許複印。
3. 賣方建議準買方到該發展地盤作實地考察，以對該發展地盤、其周邊地區環境及附近的公共設施有較佳了解。
4. 因發展項目的不規則界線引致的技術原因，分區計劃大綱圖所顯示的範圍多於《一手住宅物業銷售條例》所要求。

關於發展項目的分區計劃大綱圖等

Part of the approved Hebe Haven Outline Zoning Plan with plan No. S/SK-HH/8 gazetted on 12 June 2020.
 摘錄自2020年6月12日憲報公布之白沙灣分區計劃大綱核准圖，圖則編號為S/SK-HH/8。



Notation 圖例

Zones 地帶

- G/I/C Government, Institution or Community 政府、機構或社區
- CA Conservation Area 自然保育區

Communications 交通

- Major Road and Junction 主要道路及路口

Miscellaneous 其他

- Boundary of Planning Scheme 規劃範圍界線

- Location of the Development
發展項目的位置

Scale
比例



Remarks :

1. The last updated version of the Outline Zoning Plan and the attached schedule as of the date of printing of the sales brochure are available for free inspection during normal office hours at the sales office.
2. The map, prepared by the Planning Department under the direction of the Town Planning Board, is reproduced with permission of the Director of Lands. © The Government of the Hong Kong SAR.
3. The vendor advises prospective purchasers to conduct an on-site visit for a better understanding of the development site, its surrounding environment and the public facilities nearby.
4. Due to technical reasons as a result of the irregular boundary of the Development, the Outline Zoning Plan has shown more than the area required under the Residential Properties (First-hand Sales) Ordinance.

備註：

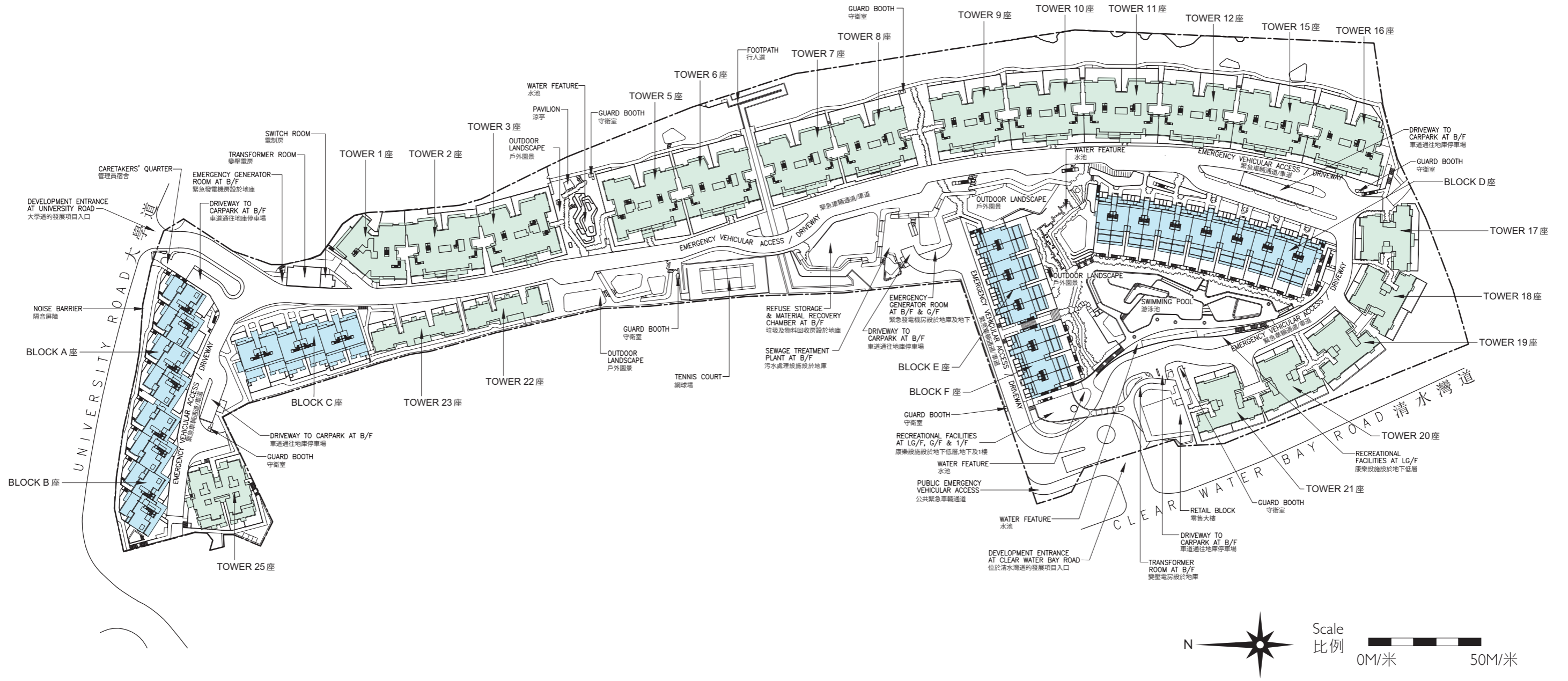
1. 在印製售樓說明書當日適用的最近更新版本分區計劃大綱圖及其附表存於售樓處，於正常辦公時間內供免費查閱。
2. 地圖為規劃署遵照城市規劃委員會指示擬備，版權屬香港特別行政區政府，經地政總署准許複印。
3. 賣方建議準買方到該發展地盤作實地考察，以對該發展地盤、其周邊地區環境及附近的公共設施有較佳了解。
4. 因發展項目的不規則界線引致的技術原因，分區計劃大綱圖所顯示的範圍多於《一手住宅物業銷售條例》所要求。

This blank area, though situated within 500 metres from the boundary of the Development, falls outside the coverage of the relevant Outline Zoning Plan.

本空白範圍位於發展項目的界線的500米以內，但並不被有關分區計劃大綱圖覆蓋。

Layout plan of the development

發展項目的布局圖

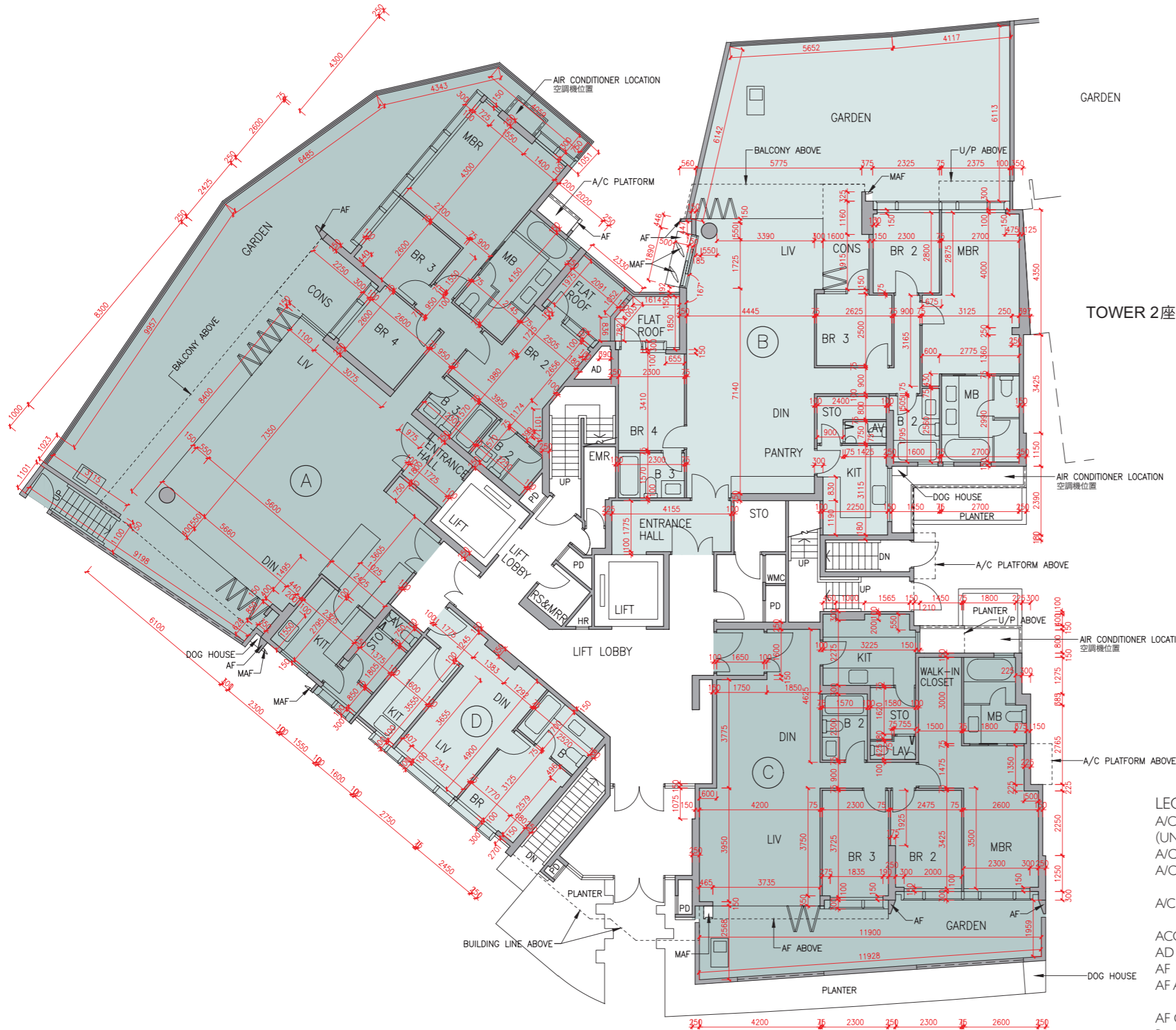


----- Boundary Line of the Development
發展項目的界線

Floor plans of residential properties in the development

發展項目的住宅物業的樓面平面圖

Tower I 座 G/F 地下



Description 描述	Flat 單位			
	A	B	C	D
Floor-to-floor height (refers to the height between the top surface of the structural slab of a floor and the top surface of the structural slab of its immediate upper floor) of each residential property (m) 每個住宅物業的層與層之間的高度(指該樓層之石屎地台面與上一層石屎地台面之高度距離)(米)	3.150	3.150	3.150	
	3.350	3.200	3.150	
	3.390	3.325	3.450	3.500
	3.450	3.450	3.500	3.500
	3.500	3.500	3.550	3.550
	3.550	3.550	3.850	3.900
	3.850	3.850	3.900	
Thickness of the floor slabs (excluding plaster) of each residential property (mm) 每個住宅物業的樓板(不包括灰泥)的厚度(毫米)	150			
	175	150		
	200	175	150	200
	225	200	175	
	250			

The internal areas of the residential properties on the upper floors will generally be slightly larger than those on the lower floors because of the reducing thickness of the structural walls on the upper floors.

因住宅物業的較高樓層的結構牆的厚度遞減，較高樓層的內部面積，一般比較低樓層的內部面積稍大。

Remarks: 1. The dimensions in the floor plans are all structural dimensions in millimetre.
2. The entrance hall (serving as a private lift lobby), if any, and conservatory, if any, form part of a residential property, are not common part of the Development. Where applicable, the saleable area of the relevant residential properties specified in the section "Area of Residential Properties in the Development" already includes the floor areas of such entrance hall and conservatory. The Authorised Person for the Development has certified that (a) there is no restriction on the usage of such entrance hall and conservatory which will affect owner's enjoyment of the relevant residential property and (b) such entrance hall and conservatory are made for the exclusive use of the owner of the relevant residential property.

備註: 1. 樓面平面圖之尺規所列數字為以毫米標示之建築結構尺寸。
2. 入口大堂(作為私人升降機大堂)(如有)及溫室(如有)屬住宅物業一部分，並非發展項目之公用部分。如適用，在「發展項目中的住宅物業的面積」部分內所列出的有關住宅物業之實用面積包括該入口大堂及溫室之樓面面積。發展項目的認可人士已證明入口大堂及溫室(a)在使用上沒有限制亦不會對相關住宅物業業主享用該住宅物業造成影響及(b)是專供相關住宅物業業主使用而設。

LEGEND | 圖例 1

A/C PLANT ROOM (UNCOVERED)	= Air Conditioner Plant Room (uncovered) 空調機房(沒有上蓋)	CD	= Cable Duct 電線管道槽
A/C PLANT ROOM	= Air Conditioner Plant Room 空調機房	CFR	= Common Flat Roof 公用平台
A/C PLATFORM	= Air Conditioner Platform 空調機平台	CPR	= Common Pitched Roof 公用傾斜屋頂
A/C PLATFORM ABOVE	= Air Conditioner Platform Above 上層空調機平台	CONS	= Conservatory 溫室
ACOUSTIC FIN	= 隔音牆	CURTAIN WALL ABOVE	= 上方之幕牆
AD	= Air Duct 通風管道槽	DN	= Down 下
AF	= Architectural Feature 建築裝飾	DIN	= Dining Room 飯廳
AF ABOVE	= Architectural Feature Above 上層建築裝飾	DOG HOUSE	= Mechanical & Electrical Services Duct Connecting to the Floor Below 連接下層的機電設施管道
AF ON I/F	= 建築裝飾於1樓	DPMR	= Drainage Pipe Maintenance Room 排水管維修房
B	= Bathroom 浴室	ELV	= Extra Low Voltage Duct 低電壓管道
BAL	= Balcony 露台	EMR	= Electricity Meter Room 電錶房
BALCONY ABOVE	= Balcony above 上層露台	ENTRANCE HALL	= 入口大堂
BR	= Bedroom 睡房	FAMILY ROOM	= 家庭廳
BUILDING LINE ABOVE	= 上方之建築邊線	FLAT ROOF	= 平台
CANOPY	= 簷篷	GARDEN	= 花園
CANOPY ABOVE	= 上層簷篷	HR	= Hose Reel 消防喉轆



Scale 比例
0M/米 5M/米

發展項目的住宅物業的樓面平面圖

Tower 1 座 1/F 1樓

Description 描述	Flat 單位			
	A	B	C	D
Floor-to-floor height (refers to the height between the top surface of the structural slab of a floor and the top surface of the structural slab of its immediate upper floor) of each residential property (m) 每個住宅物業的層與層之間的高度(指該樓層之石屎地台面與上一層石屎地台面之高度距離)(米)	3.375	3.340	3.375	3.425
Thickness of the floor slabs (excluding plaster) of each residential property (mm) 每個住宅物業的樓板(不包括灰泥)的厚度(毫米)	150	175	225	250

The internal areas of the residential properties on the upper floors will generally be slightly larger than those on the lower floors because of the reducing thickness of the structural walls on the upper floors.

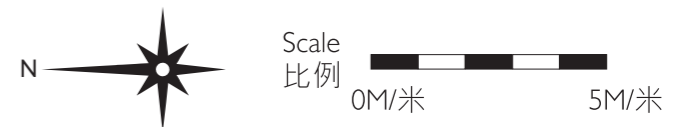
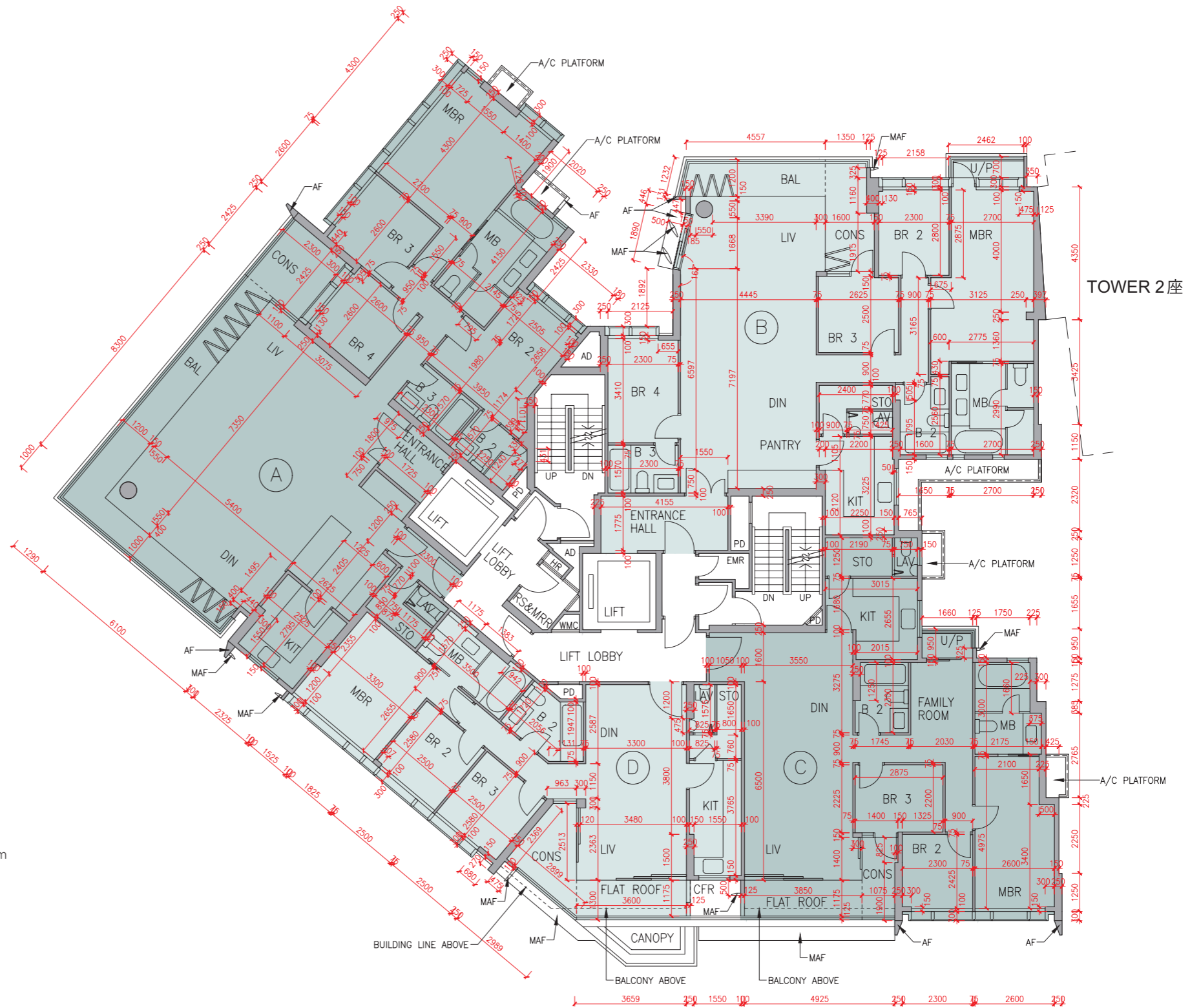
因住宅物業的較高樓層的結構牆的厚度遞減，較高樓層的內部面積，一般比較低樓層的內部面積稍大。

- Remarks: 1. The dimensions in the floor plans are all structural dimensions in millimetre.
2. The entrance hall (serving as a private lift lobby), if any, and conservatory form part of a residential property, are not common part of the Development. Where applicable, the saleable area of the relevant residential properties specified in the section "Area of Residential Properties in the Development" already includes the floor areas of such entrance hall and conservatory. The Authorised Person for the Development has certified that (a) there is no restriction on the usage of such entrance hall and conservatory which will affect owner's enjoyment of the relevant residential property and (b) such entrance hall and conservatory are made for the exclusive use of the owner of the relevant residential property.

- 備註：1. 樓面平面圖之尺規所列數字為以毫米標示之建築結構尺寸。
2. 入口大堂(作為私人升降機大堂)(如有)及溫室屬住宅物業一部分，並非發展項目之公用部分。如適用，在「發展項目中的住宅物業的面積」部分內所列出的有關住宅物業之實用面積包括該入口大堂及溫室之樓面面積。發展項目的認可人士已證明入口大堂及溫室(a)在使用上沒有限制亦不會對相關住宅物業業主享用該住宅物業造成影響及(b)是專供相關住宅物業業主使用而設。

LEGEND 2 圖例 2

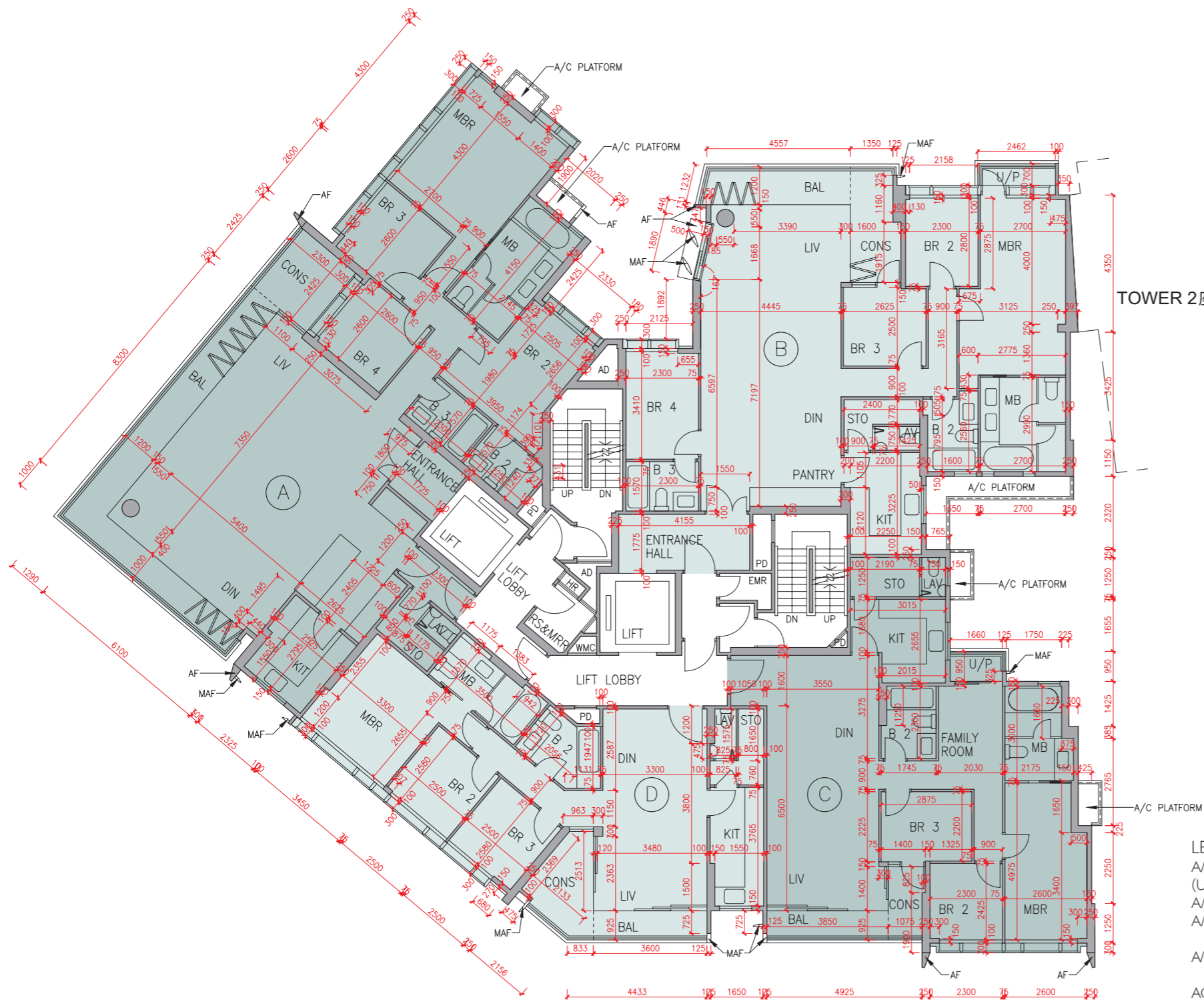
JACUZZI = 按摩池	RS & MRR = Refuse Storage & Material Recovery Room 垃圾及物料回收室
KIT = Kitchen 廚房	SKYLIGHT = 天窗
LAV = Lavatory 洗手間	SV = Smoke Vent 排煙口
LIFT = 升降機	STO = Store 儲物房
LIFT LOBBY = 升降機大堂	SWIMMING POOL = 游泳池
LIFT SHAFT = 升降機槽	TOP OF BALCONY = 下層露台上蓋
LIV = Living Room 客廳	TOP OF CURTAIN WALL = 幕牆頂部
LIV / DIN = Living / Dining Room 客/飯廳	TOP OF U/P = Top of Utility Platform 下層工作平台上蓋
MAF = Metal Architectural Feature 金屬建築裝飾	UP = Up 上
MBR = Master Bedroom 主人睡房	U/P = Utility Platform 工作平台
MB = Master Bathroom 主人浴室	U/P ABOVE = Utility Platform Above 上層工作平台
OPEN PIPE WELL = 開放式管道井	VOID = 中空
OWM = Openable Window For Maintenance 維修窗口	VOID ABOVE = 上層中空
PANTRY = 備餐間	WALK-IN CLOSET = 衣帽間
PLANTER = 花槽	WMC = Water Meter Cabinet 水錶箱
PITCHED ROOF = 斜天台	WMR = Water Meter Room 水錶房
PD = Pipe Duct 管道槽	
PLANTER = 花槽	
ROOF = 天台	



Floor plans of residential properties in the development

發展項目的住宅物業的樓面平面圖

Tower 1 座 2/F - 6/F (4/F is omitted) 2樓-6樓(不設4樓)



Description 描述	Flat 單位				
	A	B	C	D	
Floor-to-floor height (refers to the height between the top surface of the structural slab of a floor and the top surface of the structural slab of its immediate upper floor) of each residential property (m) 每個住宅物業的層與層之間的高度(指該樓層之石屎地台面與上一層石屎地台面之高度距離)(米)	2/F-5/F 2樓-5樓	3.375			
	6/F 6樓	3.150 3.500	3.150 3.500 3.850	3.500 3.550	3.500 3.850
Thickness of the floor slabs (excluding plaster) of each residential property (mm) 每個住宅物業的樓板(不包括灰泥)的厚度(毫米)	2/F-6/F 2樓-6樓	150 175 225 250	150 175 200	150 175	

The internal areas of the residential properties on the upper floors will generally be slightly larger than those on the lower floors because of the reducing thickness of the structural walls on the upper floors.

因住宅物業的較高樓層的結構牆的厚度遞減，較高樓層的內部面積，一般比較低樓層的內部面積稍大。

Remarks: 1. The dimensions in the floor plans are all structural dimensions in millimetre.
2. The entrance hall (serving as a private lift lobby), if any, and conservatory form part of a residential property, are not common part of the Development. Where applicable, the saleable area of the relevant residential properties specified in the section "Area of Residential Properties in the Development" already includes the floor areas of such entrance hall and conservatory. The Authorised Person for the Development has certified that (a) there is no restriction on the usage of such entrance hall and conservatory which will affect owner's enjoyment of the relevant residential property and (b) such entrance hall and conservatory are made for the exclusive use of the owner of the relevant residential property.

備註: 1. 樓面平面圖之尺規所列數字為以毫米標示之建築結構尺寸。
2. 入口大堂(作為私人升降機大堂)(如有)及溫室屬住宅物業一部分，並非發展項目之公用部分。如適用，在「發展項目中的住宅物業的面積」部分內所列出的有關住宅物業之實用面積包括該入口大堂及溫室之樓面面積。發展項目的認可人士已證明入口大堂及溫室(a)在使用上沒有限制亦不會對相關住宅物業業主享用該住宅物業造成影響及(b)是專供相關住宅物業業主使用而設。

LEGEND I 圖例 1

A/C PLANT ROOM (UNCOVERED)	= Air Conditioner Plant Room (uncovered) 空調機房(沒有上蓋)	CD	= Cable Duct 電線管道槽
A/C PLANT ROOM	= Air Conditioner Plant Room 空調機房	CFR	= Common Flat Roof 公用平台
A/C PLATFORM	= Air Conditioner Platform 空調機平台	CPR	= Common Pitched Roof 公用傾斜屋頂
A/C PLATFORM ABOVE	= Air Conditioner Platform Above 上層空調機平台	CONS	= Conservatory 溫室
ACOUSTIC FIN	= 隔音牆	CURTAIN WALL ABOVE	= 上方之幕牆
AD	= Air Duct 通風管道槽	DN	= Down 下
AF	= Architectural Feature 建築裝飾	DIN	= Dining Room 飯廳
AF ABOVE	= Architectural Feature Above 上層建築裝飾	DOG HOUSE	= Mechanical & Electrical Services Duct Connecting to the Floor Below 連接下層的機電設施管道
AF ON I/F	= 建築裝飾於1樓	DPMR	= Drainage Pipe Maintenance Room 排水管維修房
B	= Bathroom 浴室	ELV	= Extra Low Voltage Duct 低電壓管道
BAL	= Balcony 露台	EMR	= Electricity Meter Room 電錶房
BALCONY ABOVE	= Balcony above 上層露台	ENTRANCE HALL	= 入口大堂
BR	= Bedroom 睡房	FAMILY ROOM	= 家庭廳
BUILDING LINE ABOVE	= 上方之建築邊線	FLAT ROOF	= 平台
CANOPY	= 簷篷	GARDEN	= 花園
CANOPY ABOVE	= 上層簷篷	HR	= Hose Reel 消防喉轆



Scale 比例
0M/米 5M/米

發展項目的住宅物業的樓面平面圖

Tower 1 座 7/F 7樓

Description 描述	Flat 單位				
	A	B	C	D	
Floor-to-floor height (refers to the height between the top surface of the structural slab of a floor and the top surface of the structural slab of its immediate upper floor) of each residential property (m) 每個住宅物業的層與層之間的高度(指該樓層之石屎地台面與上一層石屎地台面之高度距離)(米)	7/F 7樓	3.500	3.500	3.500	3.460
		3.540	3.540	3.550	3.500
		3.710	3.710	3.710	3.550
		3.850	3.550	3.850	3.850
		3.900	3.850		
Thickness of the floor slabs (excluding plaster) of each residential property (mm) 每個住宅物業的樓板(不包括灰泥)的厚度(毫米)	7/F 7樓	150	150	150	
		175	175		
		225	200		
		250		175	

The internal areas of the residential properties on the upper floors will generally be slightly larger than those on the lower floors because of the reducing thickness of the structural walls on the upper floors.

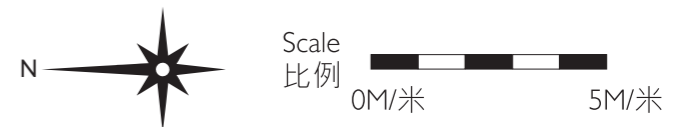
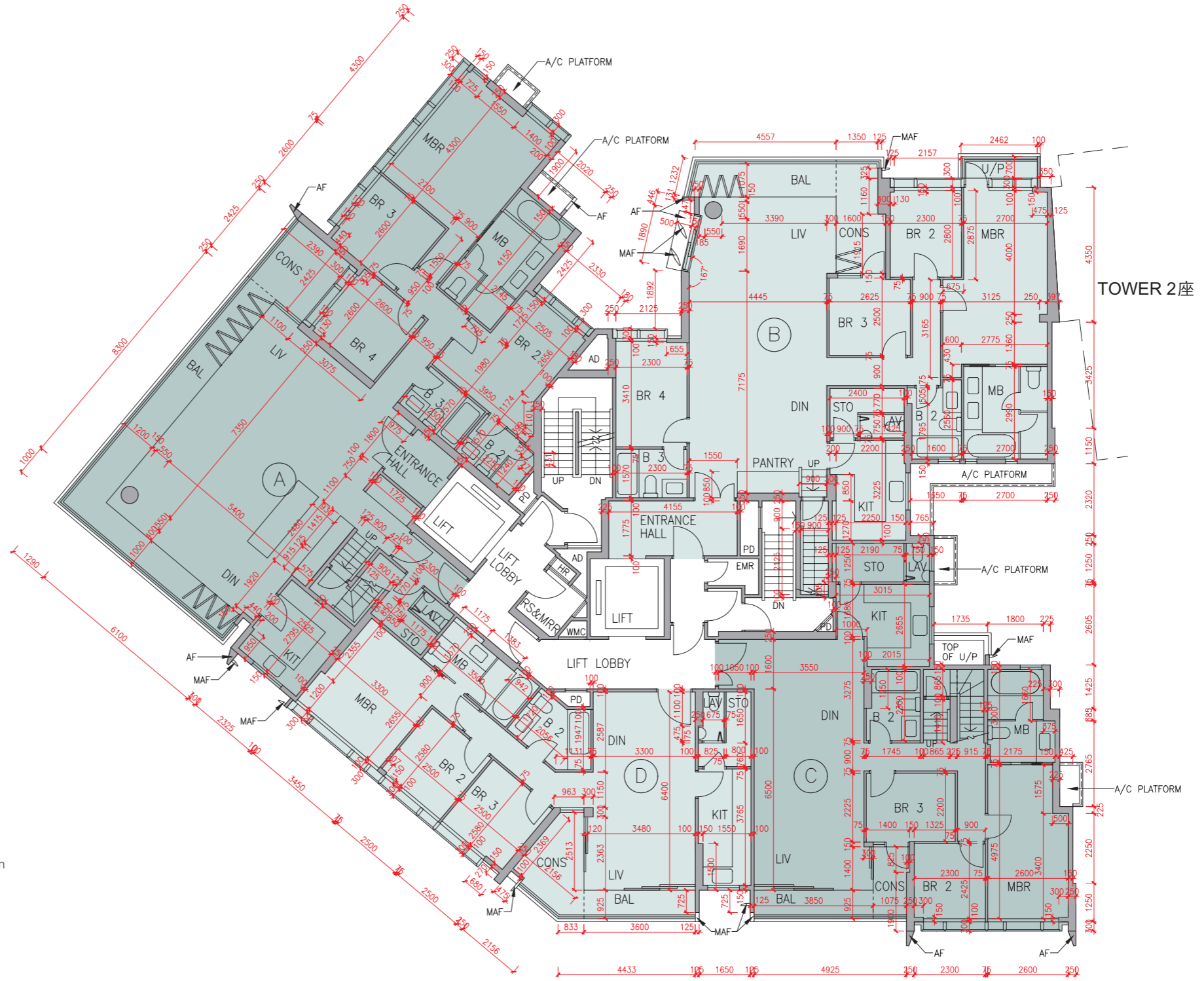
因住宅物業的較高樓層的結構牆的厚度遞減，較高樓層的內部面積，一般比較低樓層的內部面積稍大。

- Remarks: 1. The dimensions in the floor plans are all structural dimensions in millimetre.
2. The entrance hall (serving as a private lift lobby), if any, and conservatory form part of a residential property, are not common part of the Development. Where applicable, the saleable area of the relevant residential properties specified in the section "Area of Residential Properties in the Development" already includes the floor areas of such entrance hall and conservatory. The Authorised Person for the Development has certified that (a) there is no restriction on the usage of such entrance hall and conservatory which will affect owner's enjoyment of the relevant residential property and (b) such entrance hall and conservatory are made for the exclusive use of the owner of the relevant residential property.

- 備註：1. 樓面平面圖之尺規所列數字為以毫米標示之建築結構尺寸。
2. 入口大堂(作為私人升降機大堂)(如有)及溫室屬住宅物業一部分，並非發展項目之公用部分。如適用，在「發展項目中的住宅物業的面積」部分內所列出的有關住宅物業之實用面積包括該入口大堂及溫室之樓面面積。發展項目的認可人士已證明入口大堂及溫室(a)在使用上沒有限制亦不會對相關住宅物業業主享用該住宅物業造成影響及(b)是專供相關住宅物業業主使用而設。

LEGEND 2 圖例 2

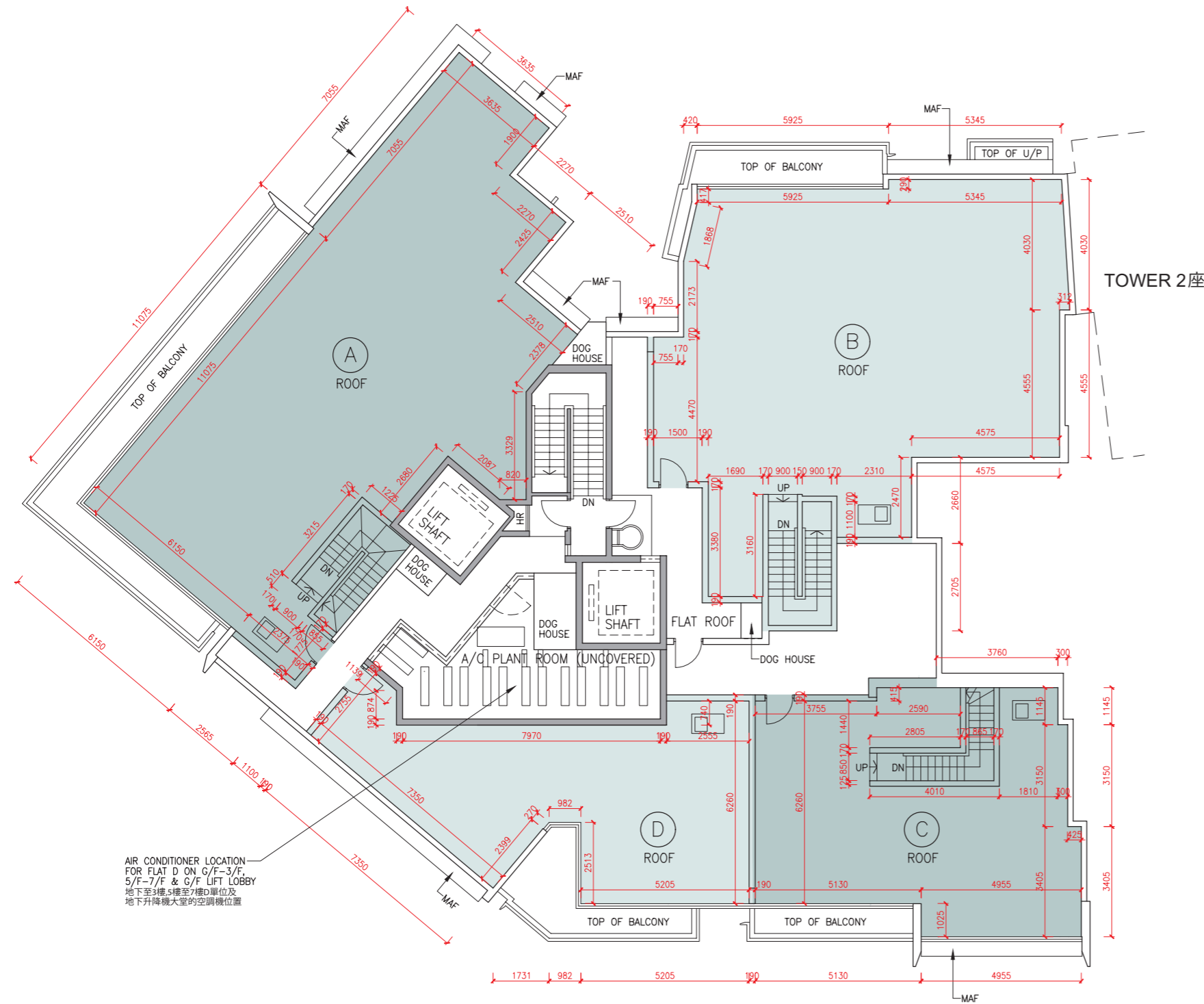
JACUZZI = 按摩池	RS & MRR = Refuse Storage & Material Recovery Room 垃圾及物料回收室
KIT = Kitchen 廚房	SKYLIGHT = 天窗
LAV = Lavatory 洗手間	SV = Smoke Vent 排煙口
LIFT = 升降機	STO = Store 儲物房
LIFT LOBBY = 升降機大堂	SWIMMING POOL = 游泳池
LIFT SHAFT = 升降機槽	TOP OF BALCONY = 下層露台上蓋
LIV = Living Room 客廳	TOP OF CURTAIN WALL = 幕牆頂部
LIV / DIN = Living / Dining Room 客/飯廳	TOP OF U/P = Top of Utility Platform 下層工作平台上蓋
MAF = Metal Architectural Feature 金屬建築裝飾	UP = Up 上
MBR = Master Bedroom 主人睡房	U/P = Utility Platform 工作平台
MB = Master Bathroom 主人浴室	U/P ABOVE = Utility Platform Above 上層工作平台
OPEN PIPE WELL = 開放式管道井	VOID = 中空
OWM = Openable Window For Maintenance 維修窗口	VOID ABOVE = 上層中空
PANTRY = 備餐間	WALK-IN CLOSET = 衣帽間
PLANTER = 花槽	WMC = Water Meter Cabinet 水錶箱
PITCHED ROOF = 斜天台	WMR = Water Meter Room 水錶房
PD = Pipe Duct 管道槽	
PLANTER = 花槽	
ROOF = 天台	



Floor plans of residential properties in the development

發展項目的住宅物業的樓面平面圖

Tower I 座 Roof 天台



The internal areas of the residential properties on the upper floors will generally be slightly larger than those on the lower floors because of the reducing thickness of the structural walls on the upper floors.
因住宅物業的較高樓層的結構牆的厚度遞減，較高樓層的內部面積，一般比較低樓層的內部面積稍大。

Remark: The dimensions in the floor plans are all structural dimensions in millimetre.
備註：樓面平面圖之尺規所列數字為以毫米標示之建築結構尺寸。

LEGEND I 圖例 1

A/C PLANT ROOM (UNCOVERED)	= Air Conditioner Plant Room (uncovered) 空調機房(沒有上蓋)	CD	= Cable Duct 電線管道槽
A/C PLANT ROOM	= Air Conditioner Plant Room 空調機房	CFR	= Common Flat Roof 公用平台
A/C PLATFORM	= Air Conditioner Platform 空調機平台	CPR	= Common Pitched Roof 公用傾斜屋頂
A/C PLATFORM ABOVE	= Air Conditioner Platform Above 上層空調機平台	CONS	= Conservatory 溫室
ACOUSTIC FIN	= 隔音牆	CURTAIN WALL ABOVE	= 上方之幕牆
AD	= Air Duct 通風管道槽	DN	= Down 下
AF	= Architectural Feature 建築裝飾	DIN	= Dining Room 飯廳
AF ABOVE	= Architectural Feature Above 上層建築裝飾	DOG HOUSE	= Mechanical & Electrical Services Duct Connecting to the Floor Below 連接下層的機電設施管道
AF ON I/F	= 建築裝飾於1樓	DPMR	= Drainage Pipe Maintenance Room 排水管維修房
B	= Bathroom 浴室	ELV	= Extra Low Voltage Duct 低電壓管道
BAL	= Balcony 露台	EMR	= Electricity Meter Room 電錶房
BALCONY ABOVE	= Balcony above 上層露台	ENTRANCE HALL	= 入口大堂
BR	= Bedroom 睡房	FAMILY ROOM	= 家庭廳
BUILDING LINE ABOVE	= 上方之建築邊線	FLAT ROOF	= 平台
CANOPY	= 簷篷	GARDEN	= 花園
CANOPY ABOVE	= 上層簷篷	HR	= Hose Reel 消防喉轆



Scale 比例
0M/米 5M/米

Floor plans of residential properties in the development

發展項目的住宅物業的樓面平面圖

Tower 2 座 G/F 地下

Description 描述	Flat 單位			
	A	B	C	D
Floor-to-floor height (refers to the height between the top surface of the structural slab of a floor and the top surface of the structural slab of its immediate upper floor) of each residential property (m) 每個住宅物業的層與層之間的高度(指該樓層之石屎地台面與上一層石屎地台面之高度距離)(米)	3.050			
	3.150			
	3.350	3.150	3.150	
	3.390	3.200	3.200	
	3.450	3.450	3.450	
	3.500	3.500	3.500	
	3.550	3.550	3.550	
	3.700	3.850	3.850	
	3.850	3.900	3.900	
	4.050			
Thickness of the floor slabs (excluding plaster) of each residential property (mm) 每個住宅物業的樓板(不包括灰泥)的厚度(毫米)	150			
	175	150	150	
	200	175	175	150
	225	200	200	200

The internal areas of the residential properties on the upper floors will generally be slightly larger than those on the lower floors because of the reducing thickness of the structural walls on the upper floors.

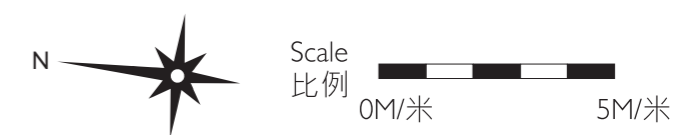
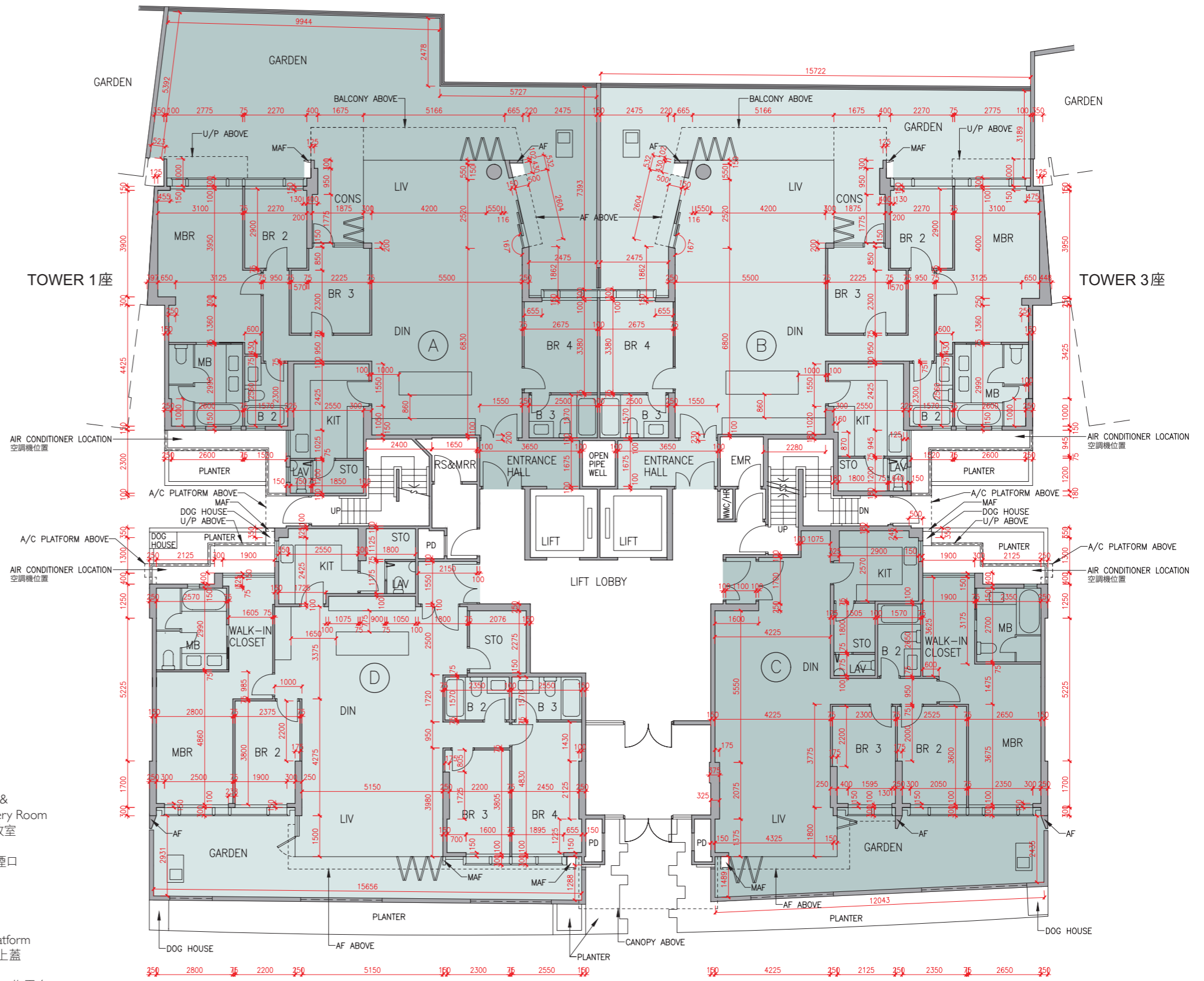
因住宅物業的較高樓層的結構牆的厚度遞減，較高樓層的內部面積，一般比較低樓層的內部面積稍大。

- Remarks: 1. The dimensions in the floor plans are all structural dimensions in millimetre.
2. The entrance hall (serving as a private lift lobby), if any, and conservatory, if any, form part of a residential property, are not common part of the Development. Where applicable, the saleable area of the relevant residential properties specified in the section "Area of Residential Properties in the Development" already includes the floor areas of such entrance hall and conservatory. The Authorised Person for the Development has certified that (a) there is no restriction on the usage of such entrance hall and conservatory which will affect owner's enjoyment of the relevant residential property and (b) such entrance hall and conservatory are made for the exclusive use of the owner of the relevant residential property.

- 備註：1. 樓面平面圖之尺規所列數字為以毫米標示之建築結構尺寸。
2. 入口大堂(作為私人升降機大堂)(如有)及溫室(如有)屬住宅物業一部分，並非發展項目之公用部分。如適用，在「發展項目中的住宅物業的面積」部分內所列出的有關住宅物業之實用面積包括該入口大堂及溫室之樓面面積。發展項目的認可人士已證明入口大堂及溫室(a)在使用上沒有限制亦不會對相關住宅物業業主享用該住宅物業造成影響及(b)是專供相關住宅物業業主使用而設。

LEGEND 2 圖例 2

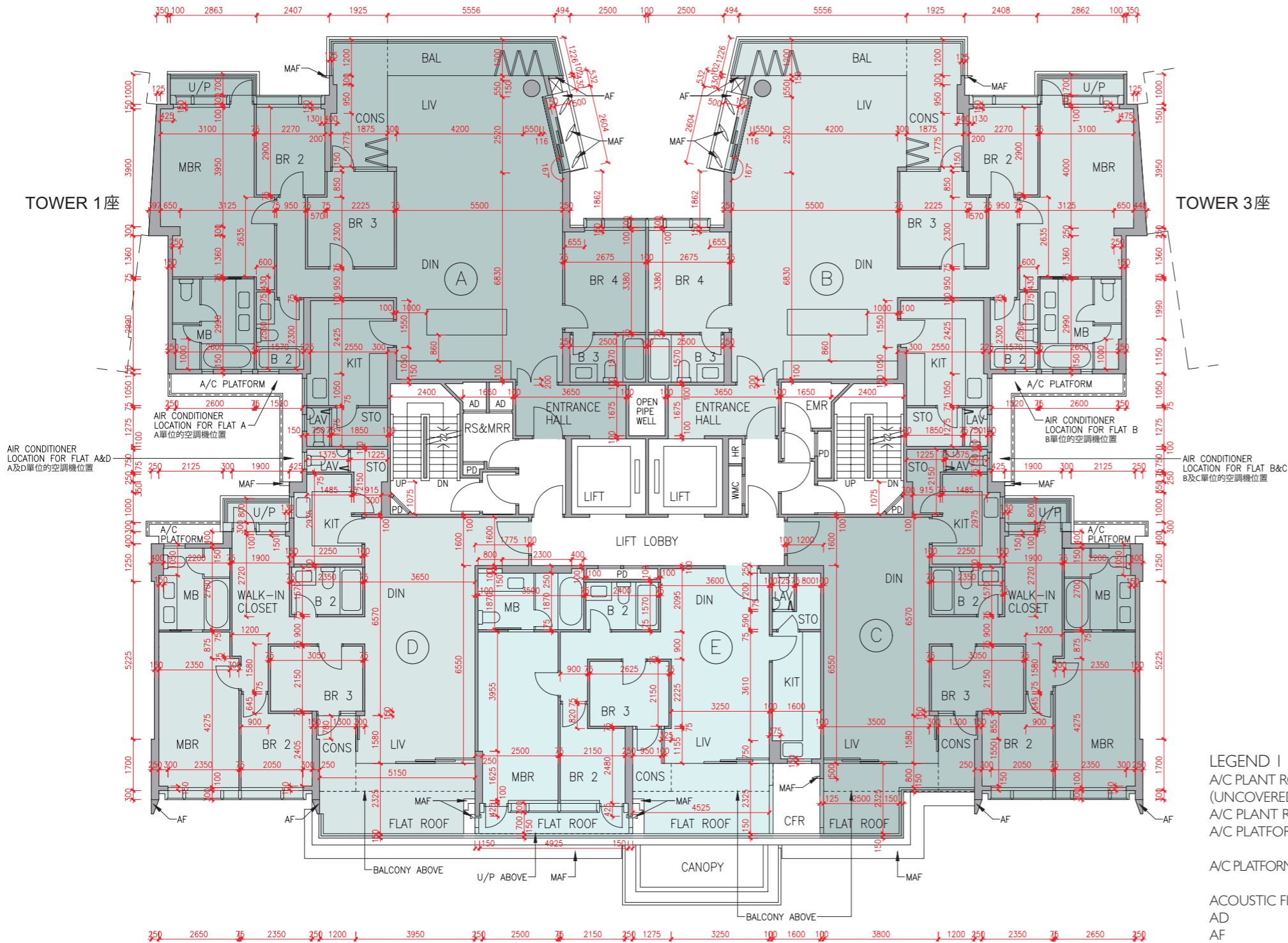
JACUZZI = 按摩池	RS & MRR = Refuse Storage & Material Recovery Room 垃圾及物料回收室
KIT = Kitchen 廚房	SKYLIGHT = 天窗
LAV = Lavatory 洗手間	SV = Smoke Vent 排煙口
LIFT = 升降機	STO = Store 儲物房
LIFT LOBBY = 升降機大堂	SWIMMING POOL = 游泳池
LIFT SHAFT = 升降機槽	TOP OF BALCONY = 下層露台上蓋
LIV = Living Room 客廳	TOP OF CURTAIN WALL = 幕牆頂部
LIV / DIN = Living / Dining Room 客/飯廳	TOP OF U/P = Top of Utility Platform 下層工作平台上蓋
MAF = Metal Architectural Feature 金屬建築裝飾	UP = Up 上
MBR = Master Bedroom 主人睡房	U/P = Utility Platform 工作平台
MB = Master Bathroom 主人浴室	U/P ABOVE = Utility Platform Above 上層工作平台
OPEN PIPE WELL = 開放式管道井	VOID = 中空
OWM = Openable Window For Maintenance 維修窗口	VOID ABOVE = 上層中空
PANTRY = 備餐間	WALK-IN CLOSET = 衣帽間
PLANTER = 花槽	WMC = Water Meter Cabinet 水錶箱
PITCHED ROOF = 斜天台	WMR = Water Meter Room 水錶房
PD = Pipe Duct 管道槽	
PLANTER = 花槽	
ROOF = 天台	



Floor plans of residential properties in the development

發展項目的住宅物業的樓面平面圖

Tower 2 座 1/F 1樓



Description 描述	Flat 單位				
	A	B	C	D	E
Floor-to-floor height (refers to the height between the top surface of the structural slab of a floor and the top surface of the structural slab of its immediate upper floor) of each residential property (m) 每個住宅物業的層與層之間的高度(指該樓層之石屎地台面與上一層石屎地台面之高度距離)(米)	3.375	3.375	3.025	3.025	3.025
Thickness of the floor slabs (excluding plaster) of each residential property (mm) 每個住宅物業的樓板(不包括灰泥)的厚度(毫米)	150	175	200	225	150

The internal areas of the residential properties on the upper floors will generally be slightly larger than those on the lower floors because of the reducing thickness of the structural walls on the upper floors.
因住宅物業的較高樓層的結構牆的厚度遞減，較高樓層的內部面積，一般比較低樓層的內部面積稍大。

Remarks: 1. The dimensions in the floor plans are all structural dimensions in millimetre.
2. The entrance hall (serving as a private lift lobby), if any, and conservatory form part of a residential property, are not common part of the Development. Where applicable, the saleable area of the relevant residential properties specified in the section "Area of Residential Properties in the Development" already includes the floor areas of such entrance hall and conservatory. The Authorised Person for the Development has certified that (a) there is no restriction on the usage of such entrance hall and conservatory which will affect owner's enjoyment of the relevant residential property and (b) such entrance hall and conservatory are made for the exclusive use of the owner of the relevant residential property.

備註: 1. 樓面平面圖之尺規所列數字為以毫米標示之建築結構尺寸。
2. 入口大堂(作為私人升降機大堂)(如有)及溫室屬住宅物業一部分，並非發展項目之公用部分。如適用，在「發展項目中的住宅物業的面積」部分內所列出的有關住宅物業之實用面積包括該入口大堂及溫室之樓面面積。發展項目的認可人士已證明入口大堂及溫室(a)在使用上沒有限制亦不會對相關住宅物業業主享用該住宅物業造成影響及(b)是專供相關住宅物業業主使用而設。

LEGEND I 圖例 1

A/C PLANT ROOM (UNCOVERED) = Air Conditioner Plant Room (uncovered) 空調機房(沒有上蓋)	CD = Cable Duct 電線管道槽
A/C PLANT ROOM = Air Conditioner Plant Room 空調機房	CFR = Common Flat Roof 公用平台
A/C PLATFORM = Air Conditioner Platform 空調機平台	CPR = Common Pitched Roof 公用傾斜屋頂
A/C PLATFORM ABOVE = Air Conditioner Platform Above 上層空調機平台	CONS = Conservatory 溫室
ACOUSTIC FIN = 隔音牆	CURTAIN WALL ABOVE = 上方之幕牆
AD = Air Duct 通風管道槽	DN = Down 下
AF = Architectural Feature 建築裝飾	DIN = Dining Room 飯廳
AF ABOVE = Architectural Feature Above 上層建築裝飾	DOG HOUSE = Mechanical & Electrical Services Duct Connecting to the Floor Below 連接下層的機電設施管道
AF ON I/F = 建築裝飾於1樓	DPMR = Drainage Pipe Maintenance Room 排水管維修房
B = Bathroom 浴室	ELV = Extra Low Voltage Duct 低電壓管道
BAL = Balcony 露台	EMR = Electricity Meter Room 電錶房
BALCONY ABOVE = Balcony above 上層露台	ENTRANCE HALL = 入口大堂
BR = Bedroom 睡房	FAMILY ROOM = 家庭廳
BUILDING LINE ABOVE = 上方之建築邊線	FLAT ROOF = 平台
CANOPY = 簷篷	GARDEN = 花園
CANOPY ABOVE = 上層簷篷	HR = Hose Reel 消防喉轆

Floor plans of residential properties in the development

發展項目的住宅物業的樓面平面圖

Tower 2 座 2/F - 6/F (4/F is omitted) 2樓-6樓(不設4樓)

Description 描述	Flat 單位					
	A	B	C	D	E	
Floor-to-floor height (refers to the height between the top surface of the structural slab of a floor and the top surface of the structural slab of its immediate upper floor) of each residential property (m) 每個住宅物業的層與層之間的高度(指該樓層之石屎地台面與上一層石屎地台面之高度距離)(米)	2/F-5/F 2樓-5樓	3.375				
	6/F 6樓	3.150 3.500 3.850	3.150 3.500 3.550	3.150 3.500 3.500	3.150 3.475 3.500 3.535 3.550 3.710 3.850	
Thickness of the floor slabs (excluding plaster) of each residential property (mm) 每個住宅物業的樓板(不包括灰泥)的厚度(毫米)	2/F-6/F 2樓-6樓	150 175 200 225		150 175	150 175 200	

The internal areas of the residential properties on the upper floors will generally be slightly larger than those on the lower floors because of the reducing thickness of the structural walls on the upper floors.

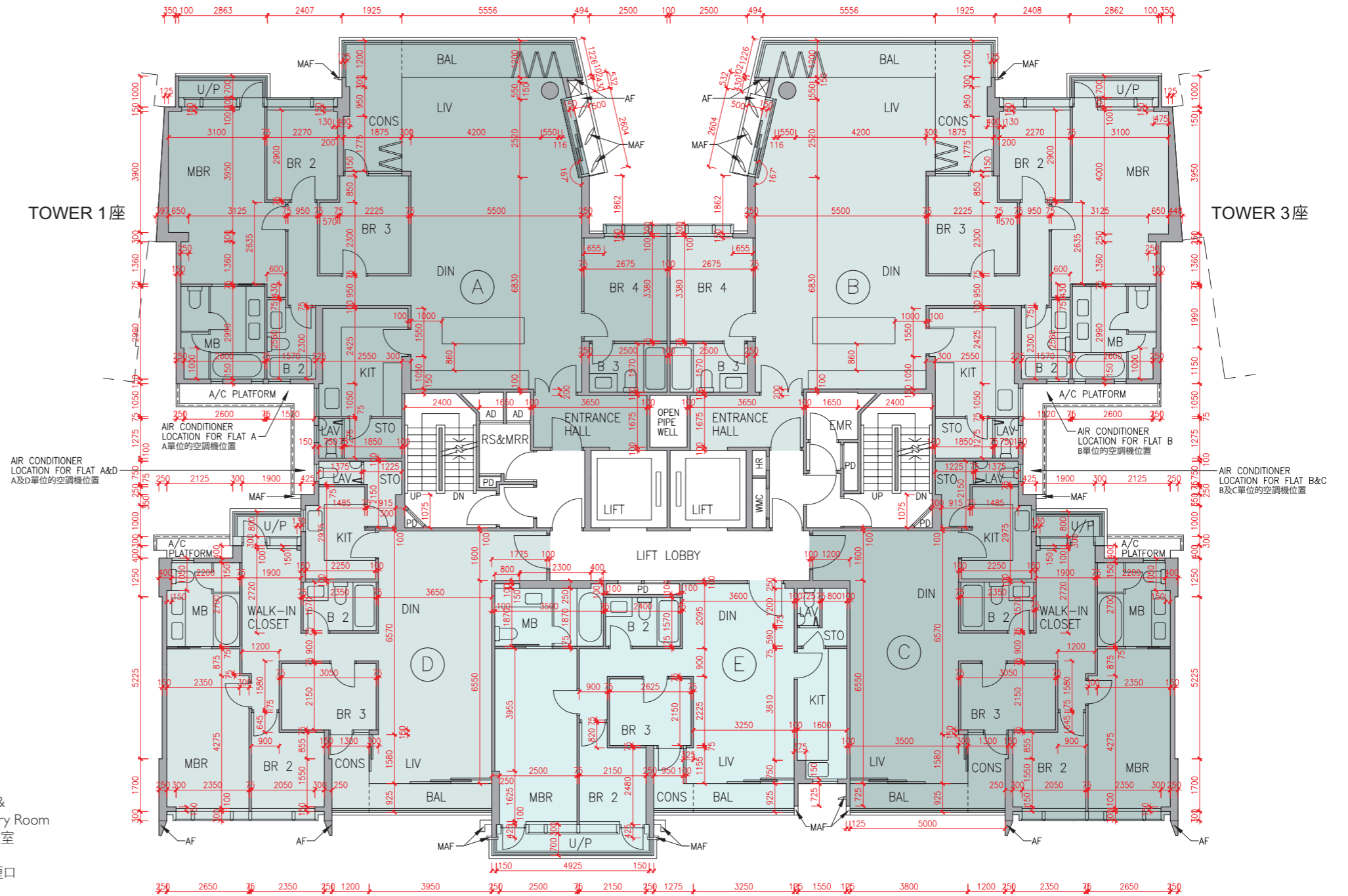
因住宅物業的較高樓層的結構牆的厚度遞減，較高樓層的內部面積，一般比較低樓層的內部面積稍大。

- Remarks: 1. The dimensions in the floor plans are all structural dimensions in millimetre.
2. The entrance hall (serving as a private lift lobby), if any, and conservatory form part of a residential property, are not common part of the Development. Where applicable, the saleable area of the relevant residential properties specified in the section "Area of Residential Properties in the Development" already includes the floor areas of such entrance hall and conservatory. The Authorised Person for the Development has certified that (a) there is no restriction on the usage of such entrance hall and conservatory which will affect owner's enjoyment of the relevant residential property and (b) such entrance hall and conservatory are made for the exclusive use of the owner of the relevant residential property.

- 備註：1. 樓面平面圖之尺規所列數字為以毫米標示之建築結構尺寸。
2. 入口大堂(作為私人升降機大堂)(如有)及溫室屬住宅物業一部分，並非發展項目之公用部分。如適用，在「發展項目中的住宅物業的面積」部分內所列出的有關住宅物業之實用面積包括該入口大堂及溫室之樓面面積。發展項目的認可人士已證明入口大堂及溫室(a)在使用上沒有限制亦不會對相關住宅物業業主享用該住宅物業造成影響及(b)是專供相關住宅物業業主使用而設。

LEGEND 2 圖例 2

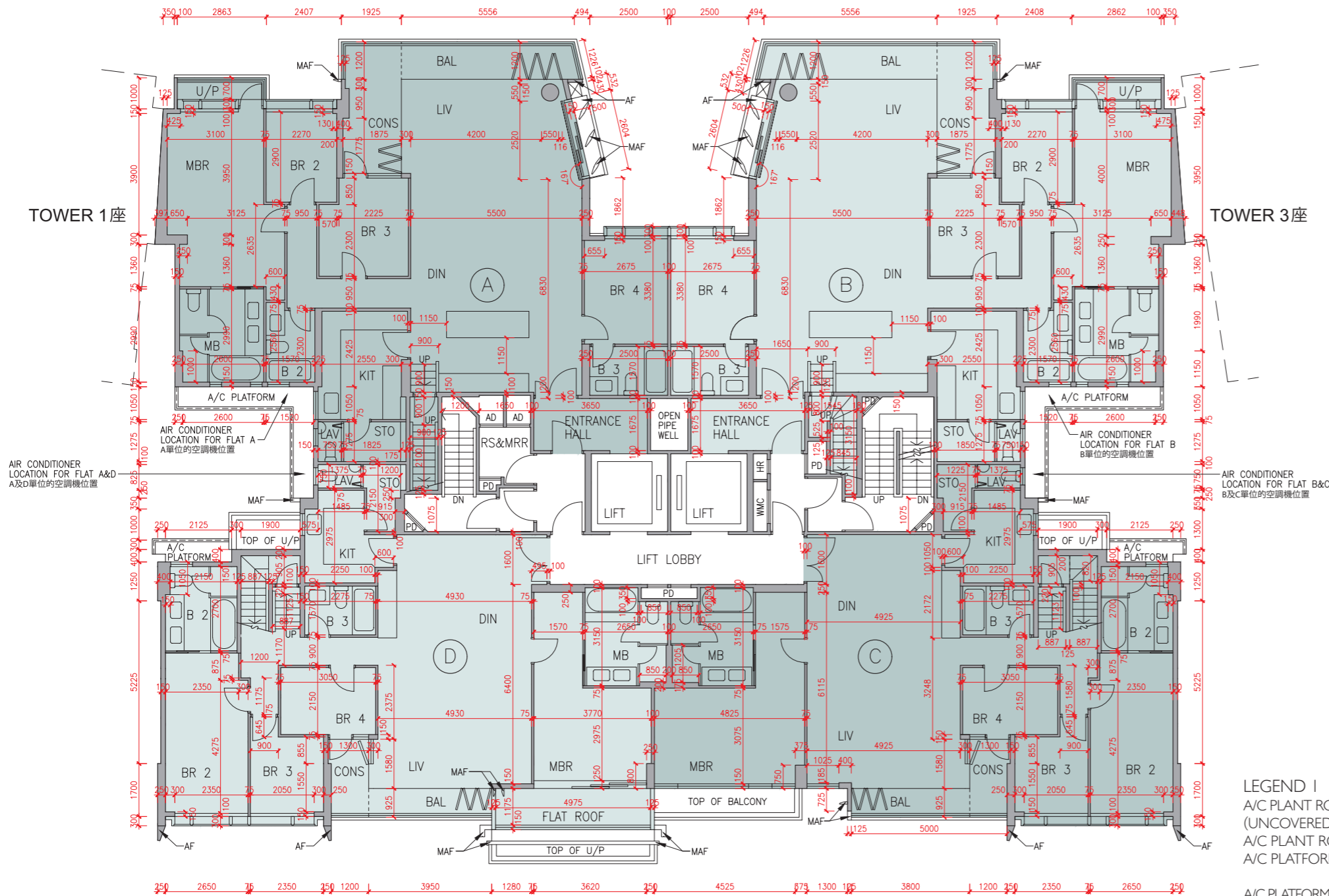
JACUZZI = 按摩池	RS & MRR = Refuse Storage & Material Recovery Room 垃圾及物料回收室
KIT = Kitchen 廚房	SKYLIGHT = 天窗
LAV = Lavatory 洗手間	SV = Smoke Vent 排煙口
LIFT = 升降機	STO = Store 儲物房
LIFT LOBBY = 升降機大堂	SWIMMING POOL = 游泳池
LIFT SHAFT = 升降機槽	TOP OF BALCONY = 下層露台上蓋
LIV = Living Room 客廳	TOP OF CURTAIN WALL = 幕牆頂部
LIV / DIN = Living / Dining Room 客/飯廳	TOP OF U/P = Top of Utility Platform 下層工作平台上蓋
MAF = Metal Architectural Feature 金屬建築裝飾	UP = Up 上
MBR = Master Bedroom 主人睡房	U/P = Utility Platform 工作平台
MB = Master Bathroom 主人浴室	U/P ABOVE = Utility Platform Above 上層工作平台
OPEN PIPE WELL = 開放式管道井	VOID = 中空
OWM = Openable Window For Maintenance 維修窗口	VOID ABOVE = 上層中空
PANTRY = 備餐間	WALK-IN CLOSET = 衣帽間
PLANTER = 花槽	WMC = Water Meter Cabinet 水錶箱
PITCHED ROOF = 斜天台	WMR = Water Meter Room 水錶房
PD = Pipe Duct 管道槽	
PLANTER = 花槽	
ROOF = 天台	



Floor plans of residential properties in the development

發展項目的住宅物業的樓面平面圖

Tower 2 座 7/F 7樓



Description 描述	Flat 單位			
	A	B	C	D
Floor-to-floor height (refers to the height between the top surface of the structural slab of a floor and the top surface of the structural slab of its immediate upper floor) of each residential property (m) 每個住宅物業的層與層之間的高度(指該樓層之石屎地台面與上一層石屎地台面之高度距離)(米)	3.500		3.460	
	3.540		3.500	
	3.550		3.550	
	3.710		3.800	
	3.850		3.850	
	3.950		3.950	
Thickness of the floor slabs (excluding plaster) of each residential property (mm) 每個住宅物業的樓板(不包括灰泥)的厚度(毫米)	150		150	
	175		175	
	200		200	
	225		225	
		225		200

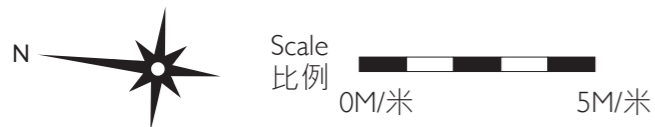
The internal areas of the residential properties on the upper floors will generally be slightly larger than those on the lower floors because of the reducing thickness of the structural walls on the upper floors.
因住宅物業的較高樓層的結構牆的厚度遞減，較高樓層的內部面積，一般比較低樓層的內部面積稍大。

Remarks: 1. The dimensions in the floor plans are all structural dimensions in millimetre.
2. The entrance hall (serving as a private lift lobby), if any, and conservatory form part of a residential property, are not common part of the Development. Where applicable, the saleable area of the relevant residential properties specified in the section "Area of Residential Properties in the Development" already includes the floor areas of such entrance hall and conservatory. The Authorised Person for the Development has certified that (a) there is no restriction on the usage of such entrance hall and conservatory which will affect owner's enjoyment of the relevant residential property and (b) such entrance hall and conservatory are made for the exclusive use of the owner of the relevant residential property.

備註: 1. 樓面平面圖之尺規所列數字為以毫米標示之建築結構尺寸。
2. 入口大堂(作為私人升降機大堂)(如有)及溫室屬住宅物業一部分，並非發展項目之公用部分。如適用，在「發展項目中的住宅物業的面積」部分內所列出的有關住宅物業之實用面積包括該入口大堂及溫室之樓面面積。發展項目的認可人士已證明入口大堂及溫室(a)在使用上沒有限制亦不會對相關住宅物業業主享用該住宅物業造成影響及(b)是專供相關住宅物業業主使用而設。

LEGEND I 圖例 1

A/C PLANT ROOM (UNCOVERED) = Air Conditioner Plant Room (uncovered) 空調機房(沒有上蓋)	CD = Cable Duct 電線管道槽
A/C PLANT ROOM = Air Conditioner Plant Room 空調機房	CFR = Common Flat Roof 公用平台
A/C PLATFORM = Air Conditioner Platform 空調機平台	CPR = 公用傾斜屋頂
A/C PLATFORM ABOVE = Air Conditioner Platform Above 上層空調機平台	CONS = Conservatory 溫室
ACOUSTIC FIN = 隔音牆	CURTAIN WALL ABOVE = 上方之幕牆
AD = Air Duct 通風管道槽	DN = Down 下
AF = Architectural Feature 建築裝飾	DIN = Dining Room 飯廳
AF ABOVE = Architectural Feature Above 上層建築裝飾	DOG HOUSE = Mechanical & Electrical Services Duct Connecting to the Floor Below 連接下層的機電設施管道
AF ON I/F = 建築裝飾於1樓	DPMR = Drainage Pipe Maintenance Room 排水管維修房
B = Bathroom 浴室	ELV = Extra Low Voltage Duct 低電壓管道
BAL = Balcony 露台	EMR = Electricity Meter Room 電錶房
BALCONY ABOVE = Balcony above 上層露台	ENTRANCE HALL = 入口大堂
BR = Bedroom 睡房	FAMILY ROOM = 家庭廳
BUILDING LINE ABOVE = 上方之建築邊線	FLAT ROOF = 平台
CANOPY = 簷篷	GARDEN = 花園
CANOPY ABOVE = 上層簷篷	HR = Hose Reel 消防喉轆



Floor plans of residential properties in the development

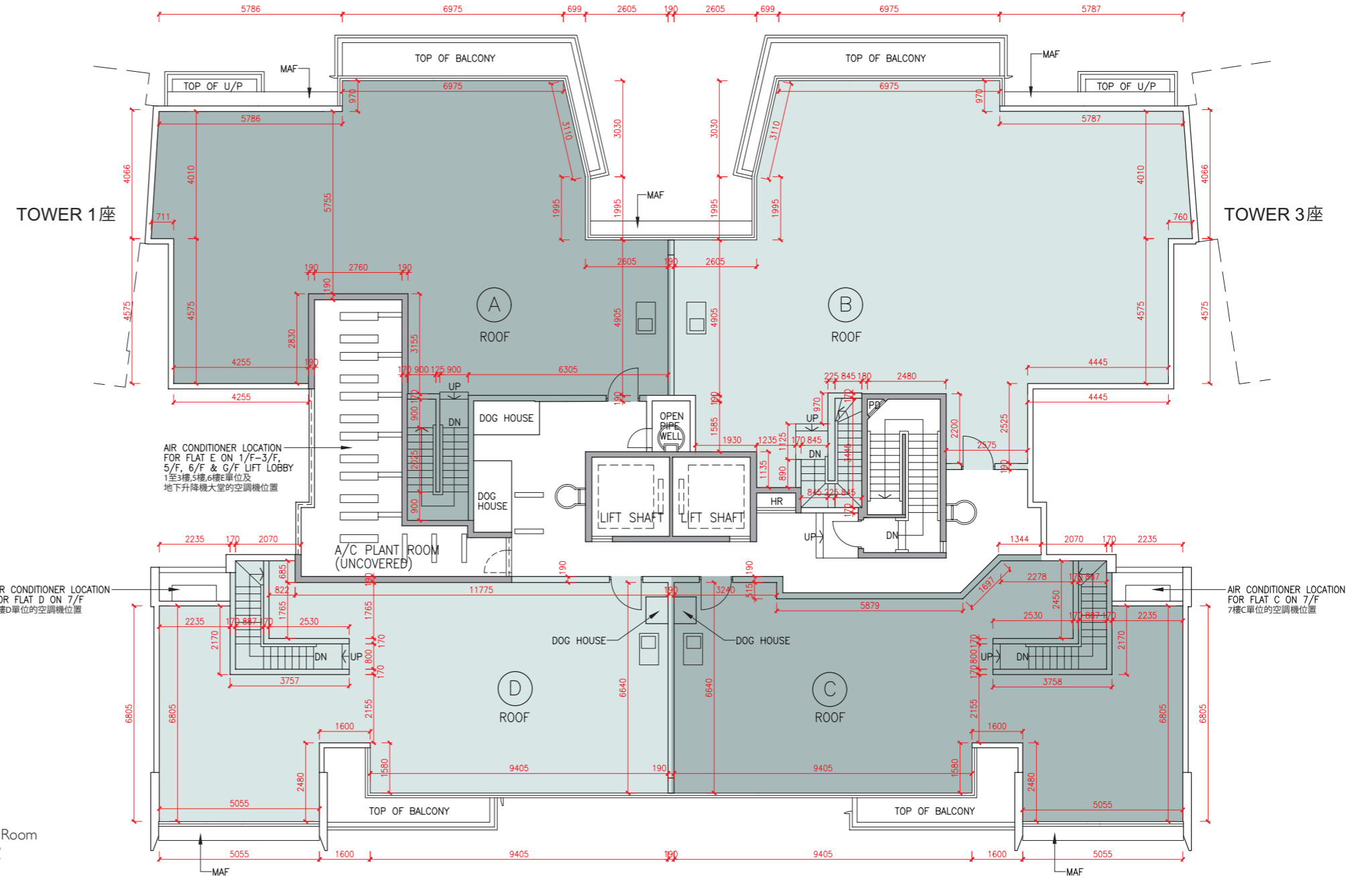
發展項目的住宅物業的樓面平面圖

Tower 2 座 Roof 天台

The internal areas of the residential properties on the upper floors will generally be slightly larger than those on the lower floors because of the reducing thickness of the structural walls on the upper floors.

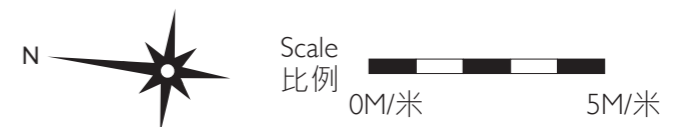
因住宅物業的較高樓層的結構牆的厚度遞減，較高樓層的內部面積，一般比較低樓層的內部面積稍大。

Remark: The dimensions in the floor plans are all structural dimensions in millimetre.
備註：樓面平面圖之尺規所列數字為以毫米標示之建築結構尺寸。



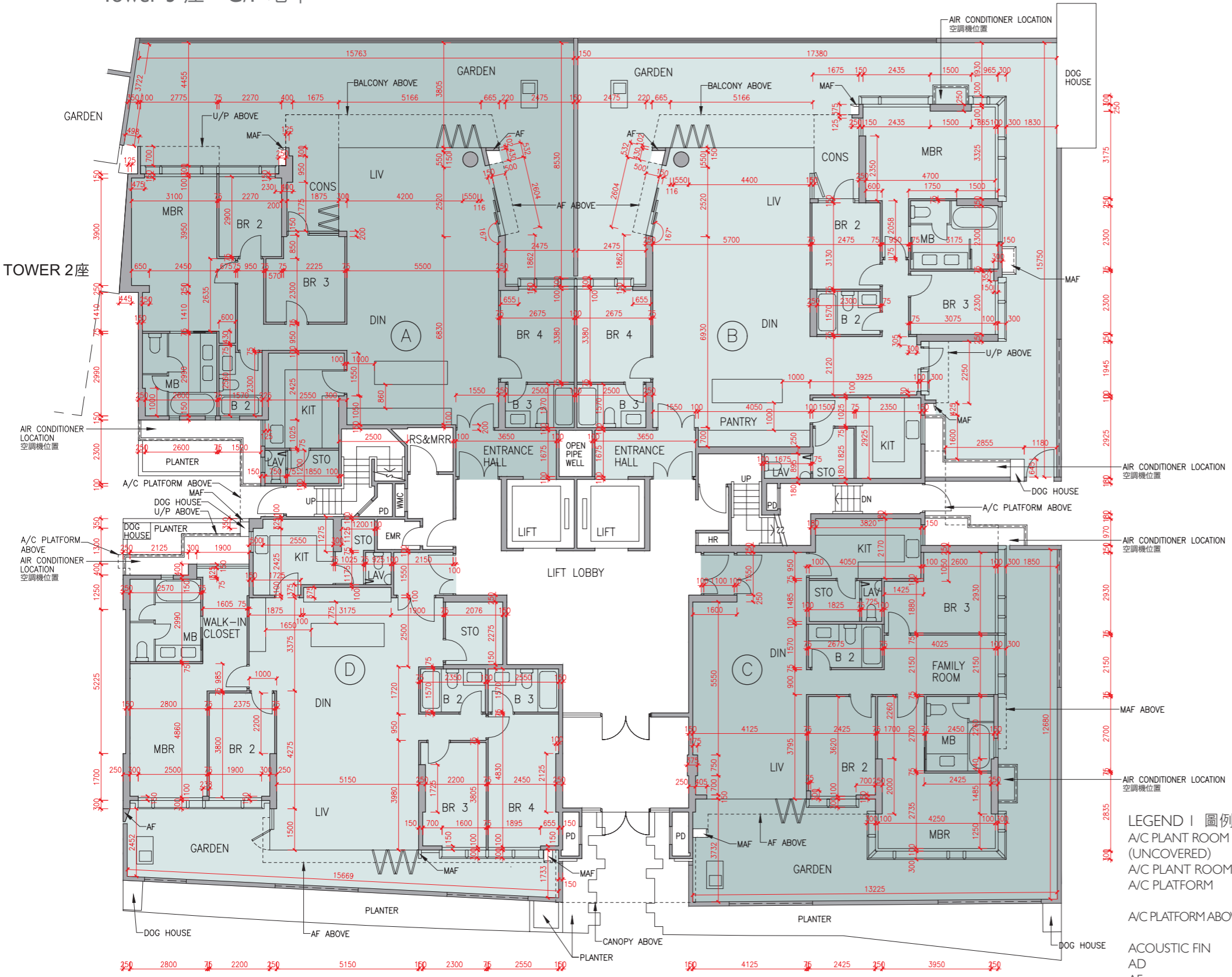
LEGEND 2 圖例 2

JACUZZI	= 按摩池	RS & MRR	= Refuse Storage & Material Recovery Room 垃圾及物料回收室
KIT	= Kitchen 廚房	SKYLIGHT	= 天窗
LAV	= Lavatory 洗手間	SV	= Smoke Vent 排煙口
LIFT	= 升降機	STO	= Store 儲物房
LIFT LOBBY	= 升降機大堂	SWIMMING POOL	= 游泳池
LIFT SHAFT	= 升降機槽	TOP OF BALCONY	= 下層露台上蓋
LIV	= Living Room 客廳	TOP OF CURTAIN WALL	= 幕牆頂部
LIV / DIN	= Living / Dining Room 客/飯廳	TOP OF U/P	= Top of Utility Platform 下層工作平台上蓋
MAF	= Metal Architectural Feature 金屬建築裝飾	UP	= Up 上
MBR	= Master Bedroom 主人睡房	U/P	= Utility Platform 工作平台
MB	= Master Bathroom 主人浴室	U/P ABOVE	= Utility Platform Above 上層工作平台
OPEN PIPE WELL	= 開放式管道井	VOID	= 中空
OWM	= Openable Window For Maintenance 維修窗口	VOID ABOVE	= 上層中空
PANTRY	= 備餐間	WALK-IN CLOSET	= 衣帽間
PLANTER	= 花槽	WMC	= Water Meter Cabinet 水錶箱
PITCHED ROOF	= 斜天台	WMR	= Water Meter Room 水錶房
PD	= Pipe Duct 管道槽		
PLANTER	= 花槽		
ROOF	= 天台		



發展項目的住宅物業的樓面平面圖

Tower 3 座 G/F 地下



Description 描述	Flat 單位			
	A	B	C	D
Floor-to-floor height (refers to the height between the top surface of the structural slab of a floor and the top surface of the structural slab of its immediate upper floor) of each residential property (m) 每個住宅物業的層與層之間的高度 (指該樓層之石屎地台面與上一層石屎地台面之高度距離)(米)	3.050			
	3.150	3.150	3.100	3.150
	3.350	3.350	3.150	3.200
	3.390	3.390	3.200	3.450
	3.450	3.450	3.225	3.500
	3.500	3.500	3.450	3.500
	3.550	3.650	3.450	3.550
	3.700	3.700	3.500	3.850
	3.850	4.000	3.550	3.900
	3.900	4.050	3.900	
Thickness of the floor slabs (excluding plaster) of each residential property (mm) 每個住宅物業的樓板 (不包括灰泥)的厚度(毫米)	150			
	175	150	150	
	200	175	175	
	225	225	200	

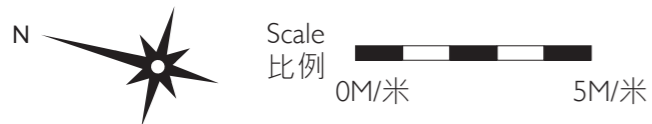
The internal areas of the residential properties on the upper floors will generally be slightly larger than those on the lower floors because of the reducing thickness of the structural walls on the upper floors.
因住宅物業的較高樓層的結構牆的厚度遞減，較高樓層的內部面積，一般比較低樓層的內部面積稍大。

Remarks : 1. The dimensions in the floor plans are all structural dimensions in millimetre.
2. The entrance hall (serving as a private lift lobby), if any, and conservatory, if any, form part of a residential property, are not common part of the Development. Where applicable, the saleable area of the relevant residential properties specified in the section "Area of Residential Properties in the Development" already includes the floor areas of such entrance hall and conservatory. The Authorised Person for the Development has certified that (a) there is no restriction on the usage of such entrance hall and conservatory which will affect owner's enjoyment of the relevant residential property and (b) such entrance hall and conservatory are made for the exclusive use of the owner of the relevant residential property.

備註 : 1. 樓面平面圖之尺規所列數字為以毫米標示之建築結構尺寸。
2. 入口大堂(作為私人升降機大堂)(如有)及溫室(如有)屬住宅物業一部分，並非發展項目之公用部分。如適用，在「發展項目中的住宅物業的面積」部分內所列出的有關住宅物業之實用面積包括該入口大堂及溫室之樓面面積。發展項目的認可人士已證明入口大堂及溫室(a)在使用上沒有限制亦不會對相關住宅物業業主享用該住宅物業造成影響及(b)是專供相關住宅物業業主使用而設。

LEGEND | 圖例 1

A/C PLANT ROOM (UNCOVERED) = Air Conditioner Plant Room (uncovered) 空調機房(沒有上蓋)	CD = Cable Duct 電線管道槽
A/C PLANT ROOM = Air Conditioner Plant Room 空調機房	CFR = Common Flat Roof 公用平台
A/C PLATFORM = Air Conditioner Platform 空調機平台	CPR = Common Pitched Roof 公用傾斜屋頂
A/C PLATFORM ABOVE = Air Conditioner Platform Above 上層空調機平台	CONS = Conservatory 溫室
ACOUSTIC FIN = 隔音牆	CURTAIN WALL ABOVE = 上方之幕牆
AD = Air Duct 通風管道槽	DN = Down 下
AF = Architectural Feature 建築裝飾	DIN = Dining Room 飯廳
AF ABOVE = Architectural Feature Above 上層建築裝飾	DOG HOUSE = Mechanical & Electrical Services Duct Connecting to the Floor Below 連接下層的機電設施管道
AF ON I/F = 建築裝飾於1樓	DPMR = Drainage Pipe Maintenance Room 排水管維修房
B = Bathroom 浴室	ELV = Extra Low Voltage Duct 低電壓管道
BAL = Balcony 露台	EMR = Electricity Meter Room 電錶房
BALCONY ABOVE = Balcony above 上層露台	ENTRANCE HALL = 入口大堂
BR = Bedroom 睡房	FAMILY ROOM = 家庭廳
BUILDING LINE ABOVE = 上方之建築邊線	FLAT ROOF = 平台
CANOPY = 簷篷	GARDEN = 花園
CANOPY ABOVE = 上層簷篷	HR = Hose Reel 消防喉轆



Floor plans of residential properties in the development

發展項目的住宅物業的樓面平面圖

Tower 3 座 I/F 1樓

Description 描述	Flat 單位				
	A	B	C	D	E
Floor-to-floor height (refers to the height between the top surface of the structural slab of a floor and the top surface of the structural slab of its immediate upper floor) of each residential property (m) 每個住宅物業的層與層之間的高度(指該樓層之石屎地台面與上一層石屎地台面之高度距離)(米)	I/F 1樓 3.375	3.375 3.425 3.775	3.375 3.425 3.725	3.025 3.365 3.425	3.365 3.375 3.425 3.465 3.725
Thickness of the floor slabs (excluding plaster) of each residential property (mm) 每個住宅物業的樓板(不包括灰泥)的厚度(毫米)	I/F 1樓 150 175 200 225	150 175 225	150 175 200	150 175	150 175 200

The internal areas of the residential properties on the upper floors will generally be slightly larger than those on the lower floors because of the reducing thickness of the structural walls on the upper floors.

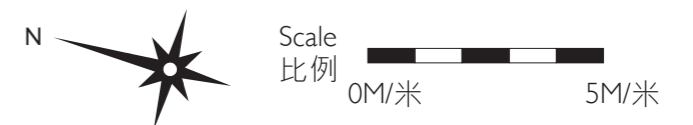
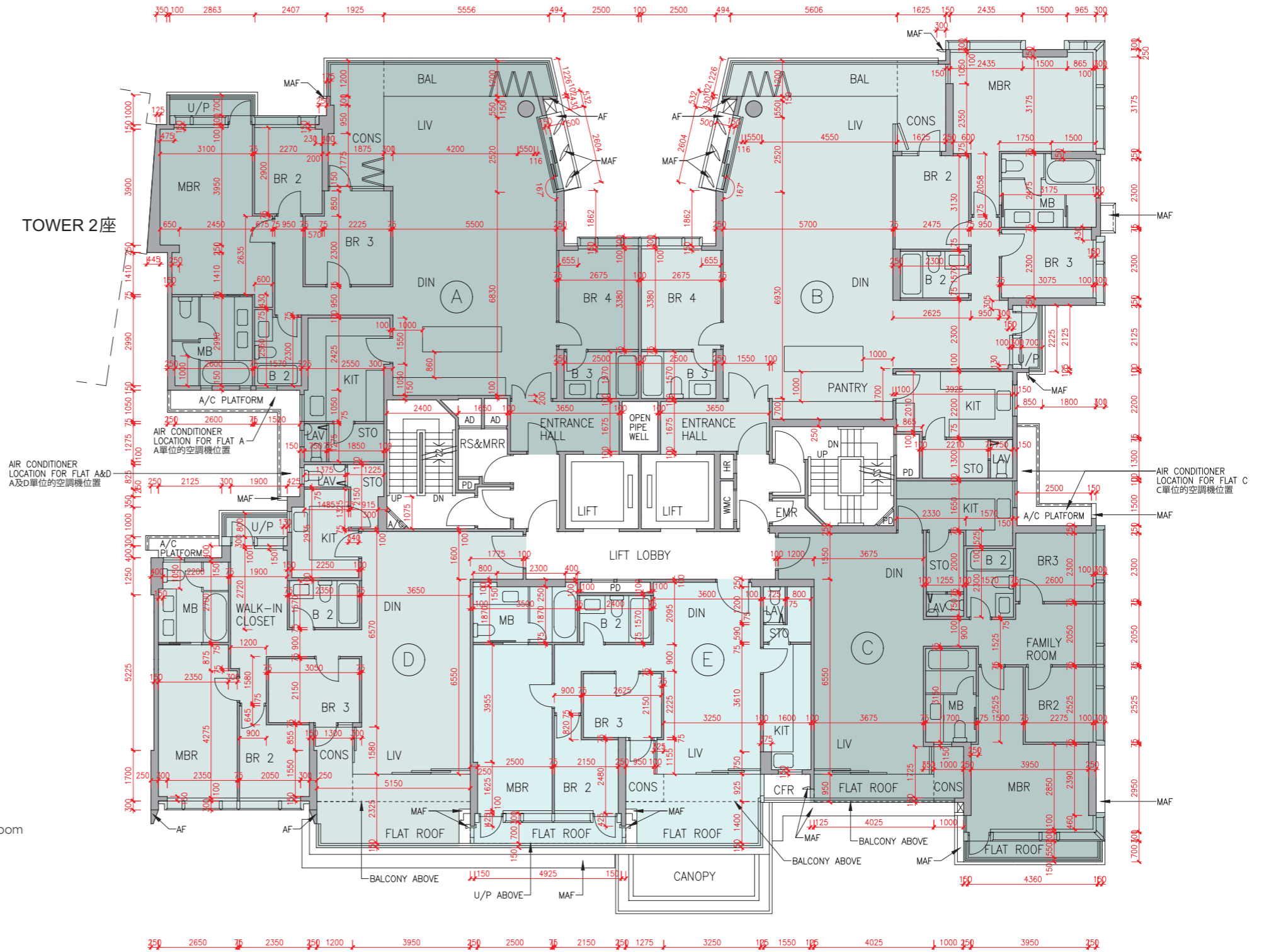
因住宅物業的較高樓層的結構牆的厚度遞減，較高樓層的內部面積，一般比較低樓層的內部面積稍大。

Remarks: 1. The dimensions in the floor plans are all structural dimensions in millimetre.
2. The entrance hall (serving as a private lift lobby), if any, and conservatory form part of a residential property, are not common part of the Development. Where applicable, the saleable area of the relevant residential properties specified in the section "Area of Residential Properties in the Development" already includes the floor areas of such entrance hall and conservatory. The Authorised Person for the Development has certified that (a) there is no restriction on the usage of such entrance hall and conservatory which will affect owner's enjoyment of the relevant residential property and (b) such entrance hall and conservatory are made for the exclusive use of the owner of the relevant residential property.

備註：1. 樓面平面圖之尺規所列數字為以毫米標示之建築結構尺寸。
2. 入口大堂(作為私人升降機大堂)(如有)及溫室屬住宅物業一部分，並非發展項目之公用部分。如適用，在「發展項目中的住宅物業的面積」部分內所列出的有關住宅物業之實用面積包括該入口大堂及溫室之樓面面積。發展項目的認可人士已證明入口大堂及溫室(a)在使用上沒有限制亦不會對相關住宅物業業主享用該住宅物業造成影響及(b)是專供相關住宅物業業主使用而設。

LEGEND 2 圖例 2

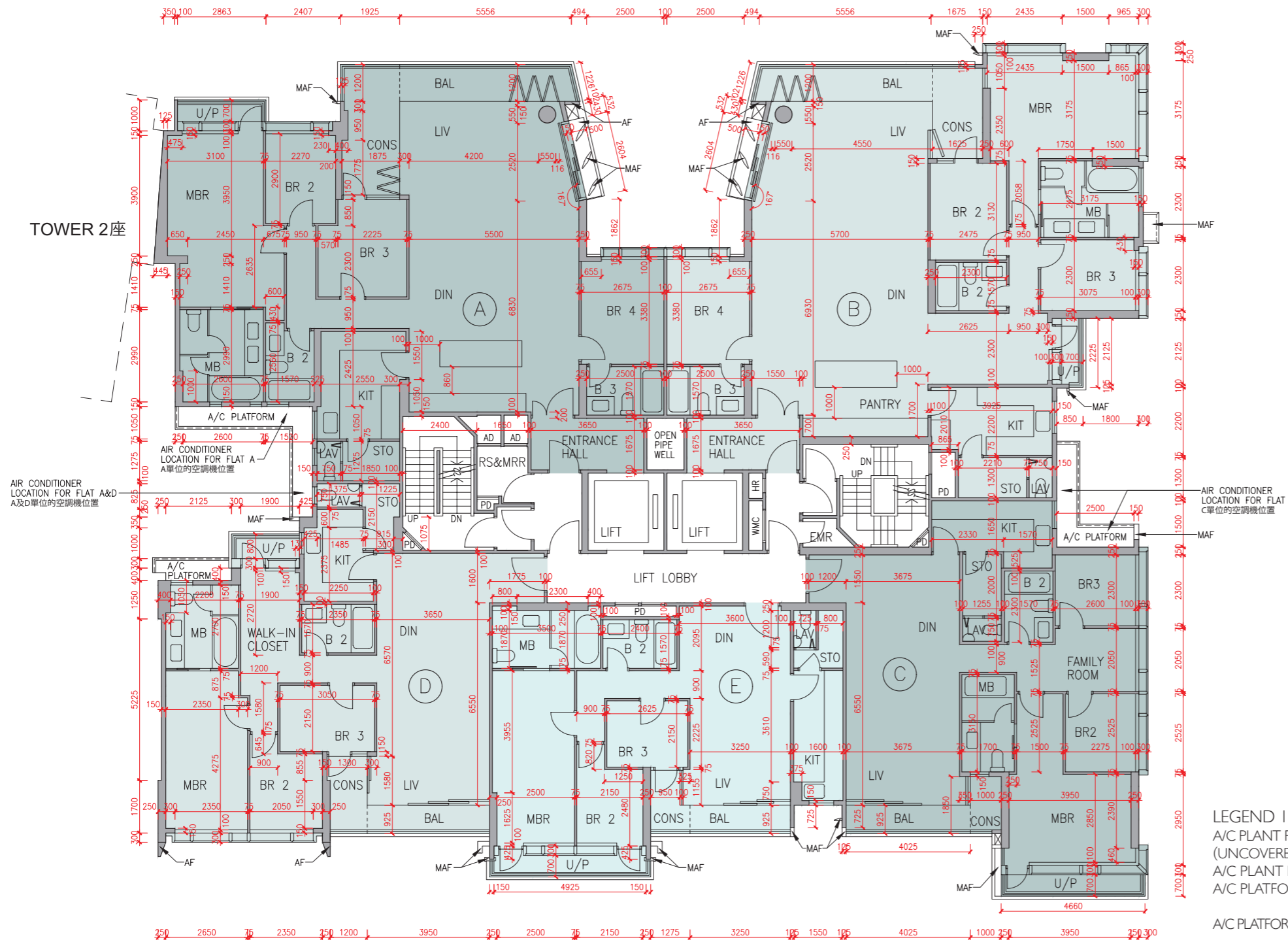
JACUZZI = 按摩池	RS & MRR = Refuse Storage & Material Recovery Room 垃圾及物料回收室
KIT = Kitchen 廚房	SKYLIGHT = 天窗
LAV = Lavatory 洗手間	SV = Smoke Vent 排煙口
LIFT = 升降機	STO = Store 儲物房
LIFT LOBBY = 升降機大堂	SWIMMING POOL = 游泳池
LIFT SHAFT = 升降機槽	TOP OF BALCONY = 下層露台上蓋
LIV = Living Room 客廳	TOP OF CURTAIN WALL = 幕牆頂部
LIV / DIN = Living / Dining Room 客/飯廳	TOP OF U/P = Top of Utility Platform 下層工作平台上蓋
MAF = Metal Architectural Feature 金屬建築裝飾	UP = Up 上
MBR = Master Bedroom 主人睡房	U/P = Utility Platform 工作平台
MB = Master Bathroom 主人浴室	U/P ABOVE = Utility Platform Above 上層工作平台
OPEN PIPE WELL = 開放式管道井	VOID = 中空
OWM = Openable Window For Maintenance 維修窗口	VOID ABOVE = 上層中空
PANTRY = 備餐間	WALK-IN CLOSET = 衣帽間
PLANTER = 花槽	WMC = Water Meter Cabinet 水錶箱
PITCHED ROOF = 斜天台	WMR = Water Meter Room 水錶房
PD = Pipe Duct 管道槽	
PLANTER = 花槽	
ROOF = 天台	



Floor plans of residential properties in the development

發展項目的住宅物業的樓面平面圖

Tower 3 座 2/F - 6/F (4/F is omitted) 2樓-6樓(不設4樓)



Description 描述	Flat 單位				
	A	B	C	D	E
Floor-to-floor height (refers to the height between the top surface of the structural slab of a floor and the top surface of the structural slab of its immediate upper floor) of each residential property (m) 每個住宅物業的層與層之間的高度(指該樓層之石屎地台面與上一層石屎地台面之高度距離)(米)	2/F-5/F 2樓-5樓				
	3.375				
	6/F 6樓				
	3.150 3.500 3.850	3.100 3.500 3.850	3.100 3.200 3.450 3.500 3.550 3.850 3.900	3.500	3.150 3.200 3.450 3.500 3.550 3.710 3.850
Thickness of the floor slabs (excluding plaster) of each residential property (mm) 每個住宅物業的樓板(不包括灰泥)的厚度(毫米)	2/F-5/F 2樓-5樓				
	150 175 200 225	150 175 225	150 175 200	150 175	150 175 200
	6/F 6樓				
	150 175 200 225	150 175 225	150 175	150	150 175 200

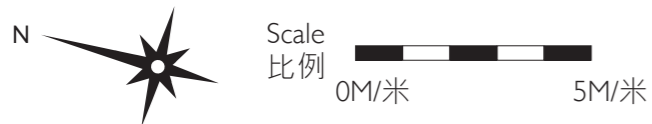
The internal areas of the residential properties on the upper floors will generally be slightly larger than those on the lower floors because of the reducing thickness of the structural walls on the upper floors.
因住宅物業的較高樓層的結構牆的厚度遞減，較高樓層的內部面積，一般比較低樓層的內部面積稍大。

Remarks: 1. The dimensions in the floor plans are all structural dimensions in millimetre.
2. The entrance hall (serving as a private lift lobby), if any, and conservatory form part of a residential property, are not common part of the Development. Where applicable, the saleable area of the relevant residential properties specified in the section "Area of Residential Properties in the Development" already includes the floor areas of such entrance hall and conservatory. The Authorised Person for the Development has certified that (a) there is no restriction on the usage of such entrance hall and conservatory which will affect owner's enjoyment of the relevant residential property and (b) such entrance hall and conservatory are made for the exclusive use of the owner of the relevant residential property.

備註: 1. 樓面平面圖之尺規所列數字為以毫米標示之建築結構尺寸。
2. 入口大堂(作為私人升降機大堂)(如有)及溫室屬住宅物業一部分，並非發展項目之公用部分。如適用，在「發展項目中的住宅物業的面積」部分內所列出的有關住宅物業之實用面積包括該入口大堂及溫室之樓面面積。發展項目的認可人士已證明入口大堂及溫室(a)在使用上沒有限制亦不會對相關住宅物業業主享用該住宅物業造成影響及(b)是專供相關住宅物業業主使用而設。

LEGEND I 圖例 1

A/C PLANT ROOM (UNCOVERED) = Air Conditioner Plant Room (uncovered) 空調機房(沒有上蓋)	CD = Cable Duct 電線管道槽
A/C PLANT ROOM = Air Conditioner Plant Room 空調機房	CFR = Common Flat Roof 公用平台
A/C PLATFORM = Air Conditioner Platform 空調機平台	CPR = Common Pitched Roof 公用傾斜屋頂
A/C PLATFORM ABOVE = Air Conditioner Platform Above 上層空調機平台	CONS = Conservatory 溫室
ACOUSTIC FIN = 隔音牆	CURTAIN WALL ABOVE = 上方之幕牆
AD = Air Duct 通風管道槽	DN = Down 下
AF = Architectural Feature 建築裝飾	DIN = Dining Room 飯廳
AF ABOVE = Architectural Feature Above 上層建築裝飾	DOG HOUSE = Mechanical & Electrical Services Duct Connecting to the Floor Below 連接下層的機電設施管道
AF ON I/F = 建築裝飾於1樓	DPMR = Drainage Pipe Maintenance Room 排水管維修房
B = Bathroom 浴室	ELV = Extra Low Voltage Duct 低電壓管道
BAL = Balcony 露台	EMR = Electricity Meter Room 電錶房
BALCONY ABOVE = Balcony above 上層露台	ENTRANCE HALL = 入口大堂
BR = Bedroom 睡房	FAMILY ROOM = 家庭廳
BUILDING LINE ABOVE = 上方之建築邊線	FLAT ROOF = 平台
CANOPY = 簷篷	GARDEN = 花園
CANOPY ABOVE = 上層簷篷	HR = Hose Reel 消防喉轆



Floor plans of residential properties in the development

發展項目的住宅物業的樓面平面圖

Tower 3 座 7/F 7樓

Description 描述	Flat 單位			
	A	B	C	D
Floor-to-floor height (refers to the height between the top surface of the structural slab of a floor and the top surface of the structural slab of its immediate upper floor) of each residential property (m) 每個住宅物業的層與層之間的高度 (指該樓層之石屎地台面與上一層石屎地台面之高度距離)(米)	7/F	3.500	3.425	3.460
	7樓	3.540	3.500	3.500
		3.550	3.550	3.550
		3.710	3.800	3.800
		3.850	3.850	3.850
Thickness of the floor slabs (excluding plaster) of each residential property (mm) 每個住宅物業的樓板 (不包括灰泥)的厚度(毫米)	7/F	150	150	150
	7樓	175	175	175
		200	225	175
		225		200

The internal areas of the residential properties on the upper floors will generally be slightly larger than those on the lower floors because of the reducing thickness of the structural walls on the upper floors.

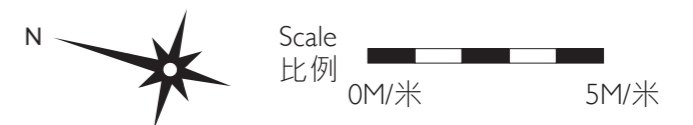
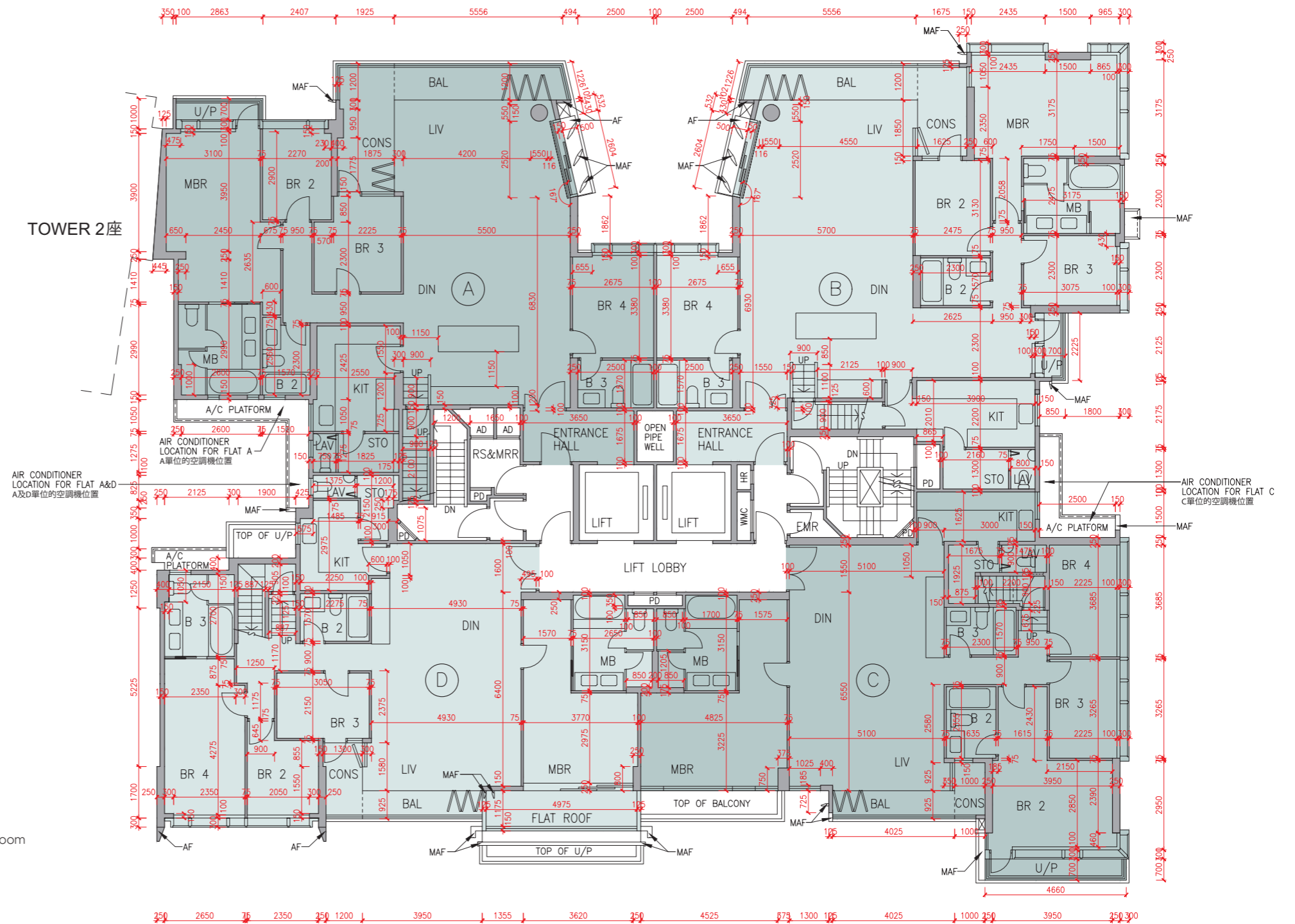
因住宅物業的較高樓層的結構牆的厚度遞減，較高樓層的內部面積，一般比較低樓層的內部面積稍大。

- Remarks: 1. The dimensions in the floor plans are all structural dimensions in millimetre.
2. The entrance hall (serving as a private lift lobby), if any, and conservatory form part of a residential property, are not common part of the Development. Where applicable, the saleable area of the relevant residential properties specified in the section "Area of Residential Properties in the Development" already includes the floor areas of such entrance hall and conservatory. The Authorised Person for the Development has certified that (a) there is no restriction on the usage of such entrance hall and conservatory which will affect owner's enjoyment of the relevant residential property and (b) such entrance hall and conservatory are made for the exclusive use of the owner of the relevant residential property.

- 備註：1. 樓面平面圖之尺規所列數字為以毫米標示之建築結構尺寸。
2. 入口大堂(作為私人升降機大堂)(如有)及溫室屬住宅物業一部分，並非發展項目之公用部分。如適用，在「發展項目中的住宅物業的面積」部分內所列出的有關住宅物業之實用面積包括該入口大堂及溫室之樓面面積。發展項目的認可人士已證明入口大堂及溫室(a)在使用上沒有限制亦不會對相關住宅物業業主享用該住宅物業造成影響及(b)是專供相關住宅物業業主使用而設。

LEGEND 2 圖例 2

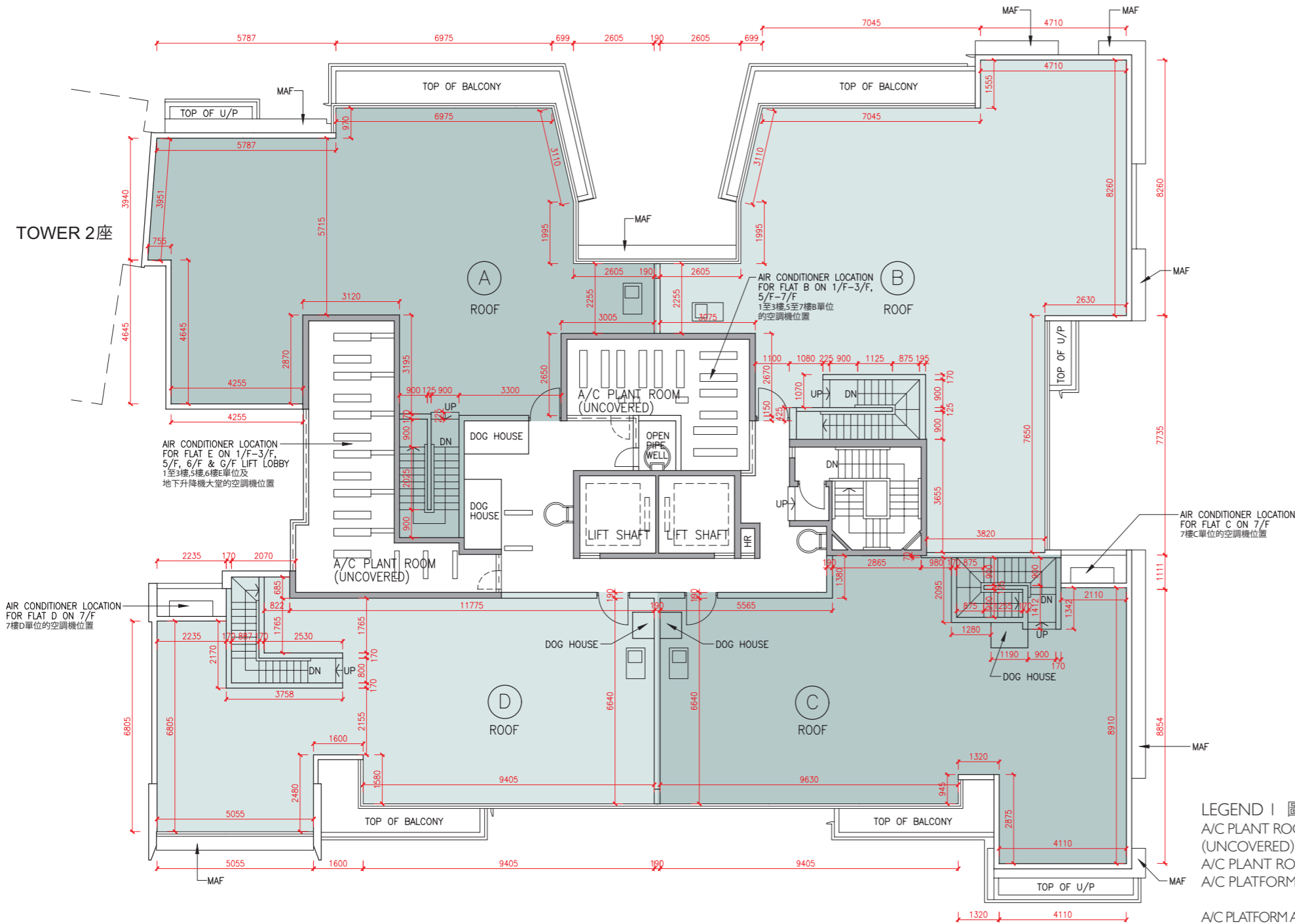
JACUZZI = 按摩池	RS & MRR = Refuse Storage & Material Recovery Room 垃圾及物料回收室
KIT = Kitchen 廚房	SKYLIGHT = 天窗
LAV = Lavatory 洗手間	SV = Smoke Vent 排煙口
LIFT = 升降機	STO = Store 儲物房
LIFT LOBBY = 升降機大堂	SWIMMING POOL = 游泳池
LIFT SHAFT = 升降機槽	TOP OF BALCONY = 下層露台上蓋
LIV = Living Room 客廳	TOP OF CURTAIN WALL = 幕牆頂部
LIV / DIN = Living / Dining Room 客/飯廳	TOP OF U/P = Top of Utility Platform 下層工作平台上蓋
MAF = Metal Architectural Feature 金屬建築裝飾	UP = Up 上
MBR = Master Bedroom 主人睡房	U/P = Utility Platform 工作平台
MB = Master Bathroom 主人浴室	U/P ABOVE = Utility Platform Above 上層工作平台
OPEN PIPE WELL = 開放式管道井	VOID = 中空
OWM = Openable Window For Maintenance 維修窗口	VOID ABOVE = 上層中空
PANTRY = 備餐間	WALK-IN CLOSET = 衣帽間
PLANTER = 花槽	WMC = Water Meter Cabinet 水錶箱
PITCHED ROOF = 斜天台	WMR = Water Meter Room 水錶房
PD = Pipe Duct 管道槽	
PLANTER = 花槽	
ROOF = 天台	



Floor plans of residential properties in the development

發展項目的住宅物業的樓面平面圖

Tower 3 座 Roof 天台



The internal areas of the residential properties on the upper floors will generally be slightly larger than those on the lower floors because of the reducing thickness of the structural walls on the upper floors.

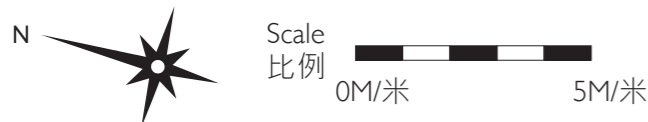
因住宅物業的較高樓層的結構牆的厚度遞減，較高樓層的內部面積，一般比較低樓層的內部面積稍大。

Remark: The dimensions in the floor plans are all structural dimensions in millimetre.

備註：樓面平面圖之尺規所列數字為以毫米標示之建築結構尺寸。

LEGEND | 圖例 1

A/C PLANT ROOM (UNCOVERED)	= Air Conditioner Plant Room (uncovered) 空調機房(沒有上蓋)	CD	= Cable Duct 電線管道槽
A/C PLANT ROOM	= Air Conditioner Plant Room 空調機房	CFR	= Common Flat Roof 公用平台
A/C PLATFORM	= Air Conditioner Platform 空調機平台	CPR	= Common Pitched Roof 公用傾斜屋頂
A/C PLATFORM ABOVE	= Air Conditioner Platform Above 上層空調機平台	CONS	= Conservatory 溫室
ACOUSTIC FIN	= 隔音牆	CURTAIN WALL ABOVE	= 上方之幕牆
AD	= Air Duct 通風管道槽	DN	= Down 下
AF	= Architectural Feature 建築裝飾	DIN	= Dining Room 飯廳
AF ABOVE	= Architectural Feature Above 上層建築裝飾	DOG HOUSE	= Mechanical & Electrical Services Duct Connecting to the Floor Below 連接下層的機電設施管道
AF ON I/F	= 建築裝飾於1樓	DPMR	= Drainage Pipe Maintenance Room 排水管維修房
B	= Bathroom 浴室	ELV	= Extra Low Voltage Duct 低電壓管道
BAL	= Balcony 露台	EMR	= Electricity Meter Room 電錶房
BALCONY ABOVE	= Balcony above 上層露台	ENTRANCE HALL	= 入口大堂
BR	= Bedroom 睡房	FAMILY ROOM	= 家庭廳
BUILDING LINE ABOVE	= 上方之建築邊線	FLAT ROOF	= 平台
CANOPY	= 簷篷	GARDEN	= 花園
CANOPY ABOVE	= 上層簷篷	HR	= Hose Reel 消防喉轆



Floor plans of residential properties in the development

發展項目的住宅物業的樓面平面圖

Tower 5 座 G/F 地下

Description 描述	Flat 單位			
	A	B	C	D
Floor-to-floor height (refers to the height between the top surface of the structural slab of a floor and the top surface of the structural slab of its immediate upper floor) of each residential property (m) 每個住宅物業的層與層之間的高度(指該樓層之石屎地台面與上一層石屎地台面之高度距離)(米)	3.150	3.050		
	3.350	3.150	3.150	3.100
	3.390	3.350	3.200	3.150
	3.450	3.390	3.450	3.200
	3.500	3.450	3.500	3.225
	3.650	3.500	3.550	3.450
	3.700	3.700	3.850	3.500
	4.000	4.000	3.900	3.550
Thickness of the floor slabs (excluding plaster) of each residential property (mm) 每個住宅物業的樓板(不包括灰泥)的厚度(毫米)	150		150	
	175		175	
	200		200	
	225		200	

The internal areas of the residential properties on the upper floors will generally be slightly larger than those on the lower floors because of the reducing thickness of the structural walls on the upper floors.

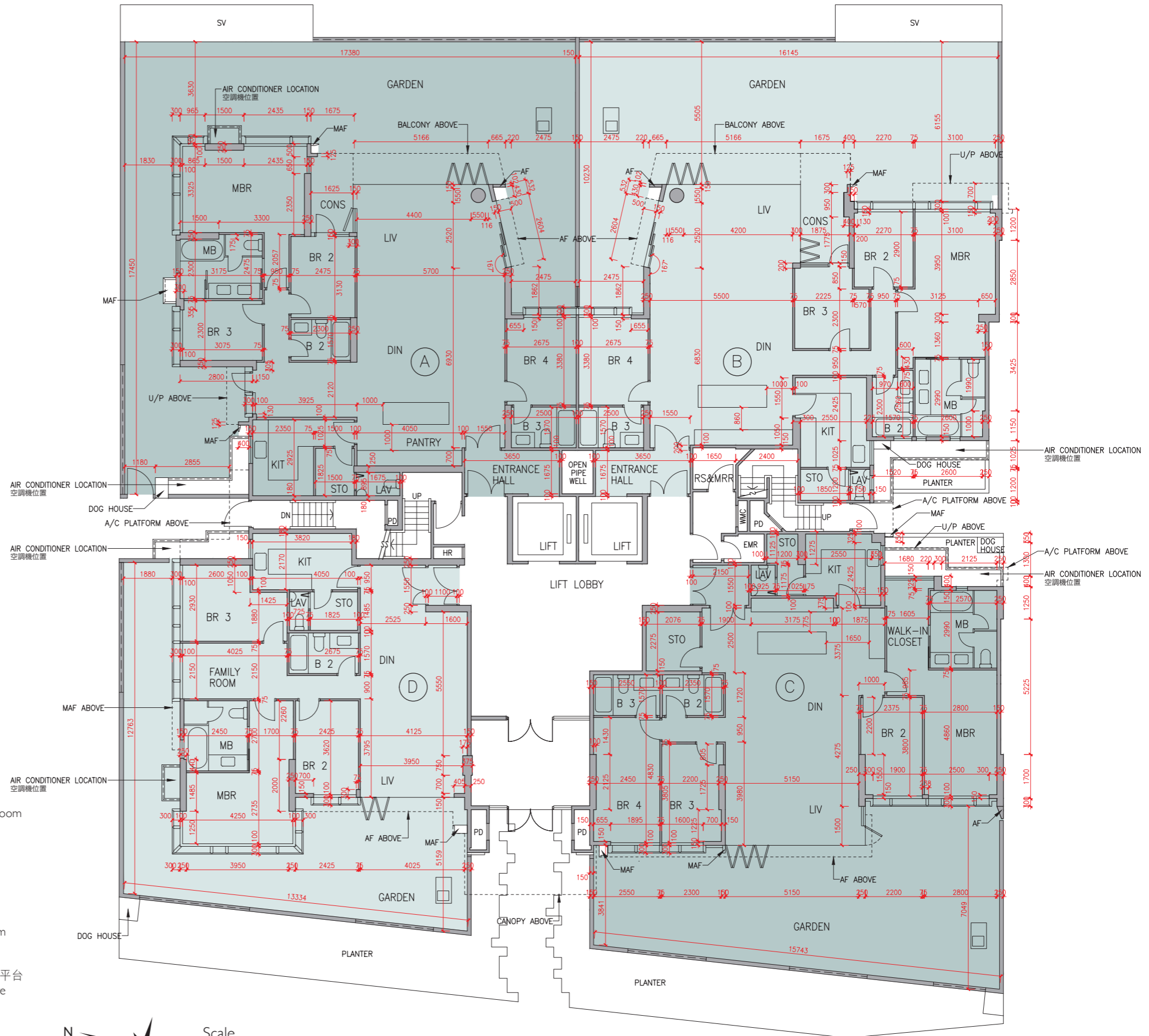
因住宅物業的較高樓層的結構牆的厚度遞減，較高樓層的內部面積，一般比較低樓層的內部面積稍大。

- Remarks: 1. The dimensions in the floor plans are all structural dimensions in millimetre.
2. The entrance hall (serving as a private lift lobby), if any, and conservatory, if any, form part of a residential property, are not common part of the Development. Where applicable, the saleable area of the relevant residential properties specified in the section "Area of Residential Properties in the Development" already includes the floor areas of such entrance hall and conservatory. The Authorised Person for the Development has certified that (a) there is no restriction on the usage of such entrance hall and conservatory which will affect owner's enjoyment of the relevant residential property and (b) such entrance hall and conservatory are made for the exclusive use of the owner of the relevant residential property.

- 備註：1. 樓面平面圖之尺規所列數字為以毫米標示之建築結構尺寸。
2. 入口大堂(作為私人升降機大堂)(如有)及溫室(如有)屬住宅物業一部分，並非發展項目之公用部分。如適用，在「發展項目中的住宅物業的面積」部分內所列出的有關住宅物業之實用面積包括該入口大堂及溫室之樓面面積。發展項目的認可人士已證明入口大堂及溫室(a)在使用上沒有限制亦不會對相關住宅物業業主享用該住宅物業造成影響及(b)是專供相關住宅物業業主使用而設。

LEGEND 2 圖例 2

JACUZZI = 按摩池	RS & MRR = Refuse Storage & Material Recovery Room 垃圾及物料回收室
KIT = Kitchen 廚房	SKYLIGHT = 天窗
LAV = Lavatory 洗手間	SV = Smoke Vent 排煙口
LIFT = 升降機	STO = Store 儲物房
LIFT LOBBY = 升降機大堂	SWIMMING POOL = 游泳池
LIFT SHAFT = 升降機槽	TOP OF BALCONY = 下層露台上蓋
LIV = Living Room 客廳	TOP OF CURTAIN WALL = 幕牆頂部
LIV / DIN = Living / Dining Room 客/飯廳	TOP OF U/P = Top of Utility Platform 下層工作平台上蓋
MAF = Metal Architectural Feature 金屬建築裝飾	UP = Up 上
MBR = Master Bedroom 主人睡房	U/P = Utility Platform 工作平台
MB = Master Bathroom 主人浴室	U/P ABOVE = Utility Platform Above 上層工作平台
OPEN PIPE WELL = 開放式管道井	VOID = 中空
OWM = Openable Window For Maintenance 維修窗口	VOID ABOVE = 上層中空
PANTRY = 備餐間	WALK-IN CLOSET = 衣帽間
PLANTER = 花槽	WMC = Water Meter Cabinet 水錶箱
PITCHED ROOF = 斜天台	WMR = Water Meter Room 水錶房
PD = Pipe Duct 管道槽	
PLANTER = 花槽	
ROOF = 天台	



Layout on the latest approved building plans, for "as-is" layout of Flat C, G/F, Tower 5, please refer to separate floor plan under this section.

最新經批准的建築圖則的布局，現時第5座地下C單位之布局另載於本章節。

Tower 5 座 G/F 地下

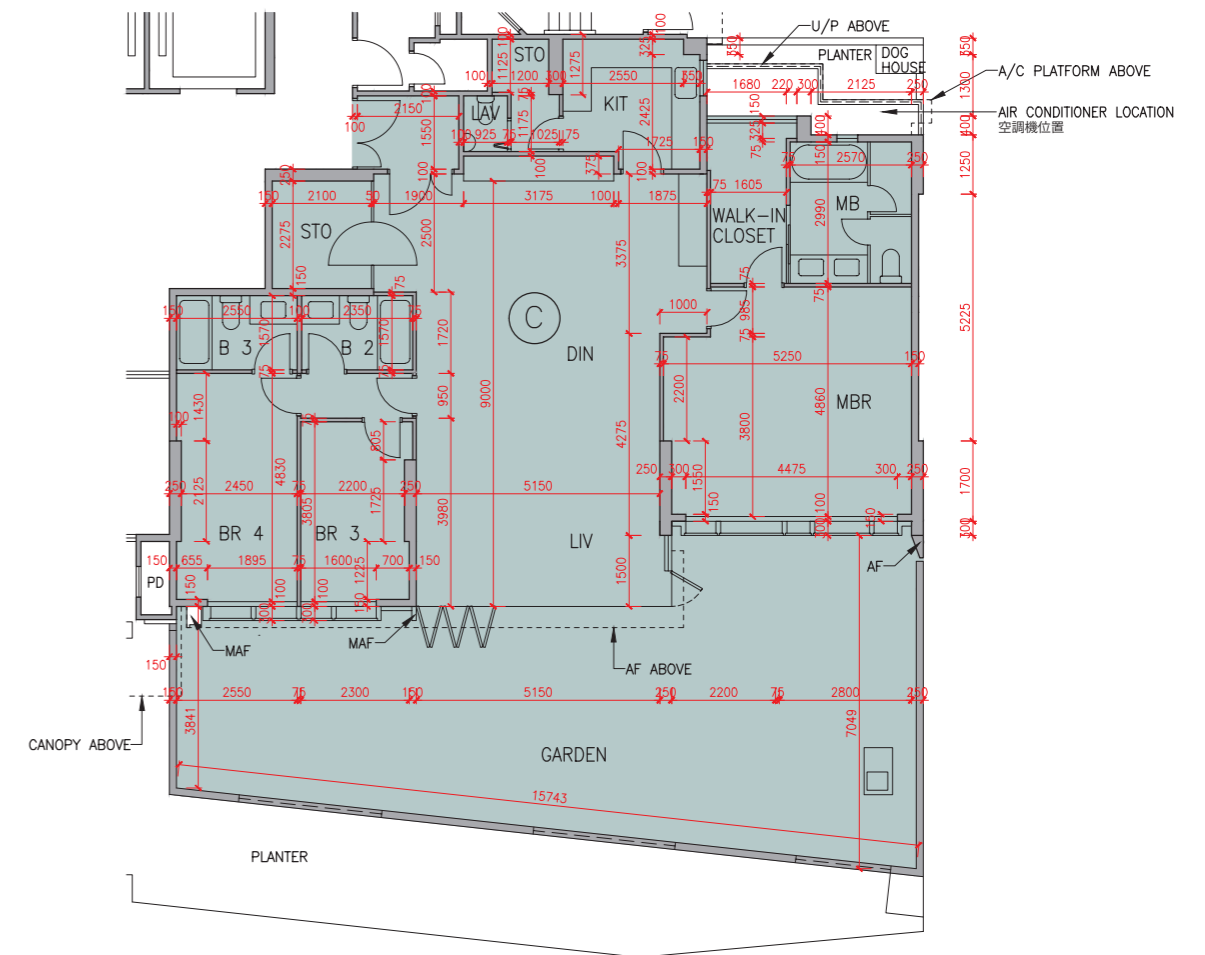
“As-is” layout with exempted works carried out under the Buildings Ordinance
獲建築物條例豁免的工程進行後的現時布局

List of exempted works under the Buildings Ordinance (Cap.123) carried out at Flat C after the completion of works as shown in the latest approved building plans:

- (a) Partition wall between store and dining room changed to glass partition.
- (b) Door of store changed to two-way glass door.
- (c) Door added to corridor leading to bedroom 3 & bedroom 4.
- (d) Partition wall between master bedroom and bedroom 2 removed.
- (e) Door of master bedroom relocated.
- (f) Partiton wall between walk-in closet and master bedroom added.
- (g) Door added at walk-in closet.
- (h) Fixture in dining room removed.

在最新經批准的建築圖則所顯示的工程完成後，按建築物條例(第123章)，於C單位作為豁免工程進行的工程如下：

- (a) 更改儲物房及飯廳之間的分牆為玻璃間牆。
- (b) 更改儲物房門為雙向玻璃掩門。
- (c) 增添門於通往睡房3及睡房4之走廊。
- (d) 刪除主人睡房及睡房2之間的分牆。
- (e) 主人睡房門位置移位。
- (f) 衣帽間及主人睡房之間增添間牆。
- (g) 增添衣帽間門。
- (h) 刪除飯廳的固定裝置。



The internal areas of the residential properties on the upper floors will generally be slightly larger than those on the lower floors because of the reducing thickness of the structural walls on the upper floors.

因住宅物業的較高樓層的結構牆的厚度遞減，較高樓層的內部面積，一般比較低樓層的內部面積稍大。

Remark: The dimensions in the floor plans are all structural dimensions in millimetre.

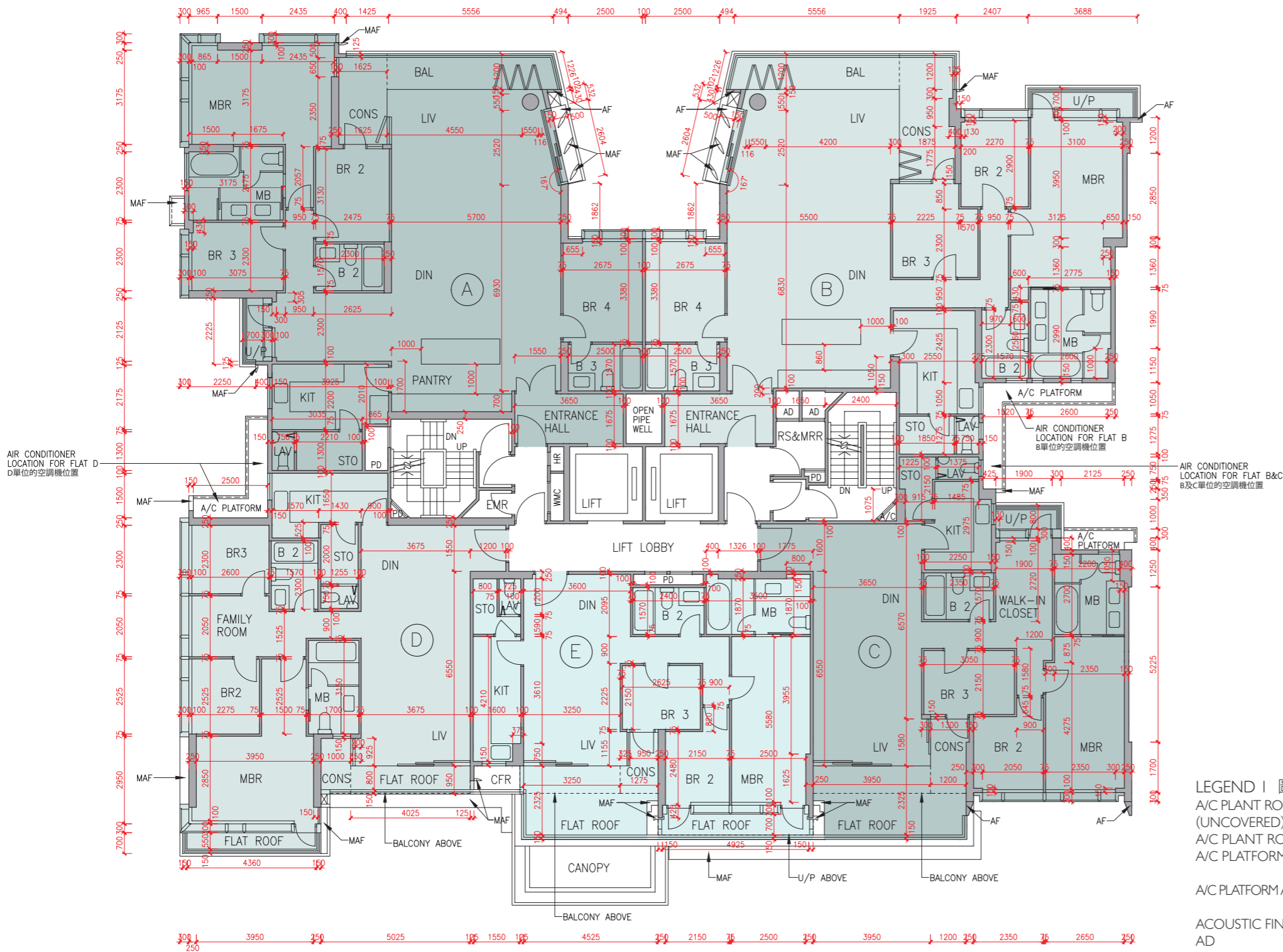
備註：樓面平面圖之尺規所列數字為以毫米標示之建築結構尺寸。

This page left blank intentionally
本頁故意留白

Floor plans of residential properties in the development

發展項目的住宅物業的樓面平面圖

Tower 5 座 1/F 1樓



Description 描述	Flat 單位				
	A	B	C	D	E
Floor-to-floor height (refers to the height between the top surface of the structural slab of a floor and the top surface of the structural slab of its immediate upper floor) of each residential property (m) 每個住宅物業的層與層之間的高度(指該樓層之石屎地台面與上一層石屎地台面之高度距離)(米)	3.375 3.425 3.775	3.375	3.025 3.365 3.375 3.425	3.375 3.425 3.465	3.025 3.365 3.375 3.425
Thickness of the floor slabs (excluding plaster) of each residential property (mm) 每個住宅物業的樓板(不包括灰泥)的厚度(毫米)	150 175 200 225	150	150 175 200	150	150 175 200

The internal areas of the residential properties on the upper floors will generally be slightly larger than those on the lower floors because of the reducing thickness of the structural walls on the upper floors.

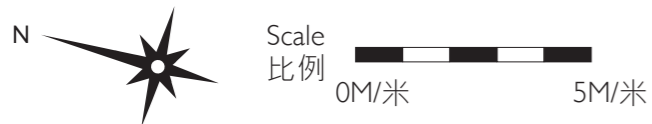
因住宅物業的較高樓層的結構牆的厚度遞減，較高樓層的內部面積，一般比較低樓層的內部面積稍大。

Remarks: 1. The dimensions in the floor plans are all structural dimensions in millimetre.
2. The entrance hall (serving as a private lift lobby), if any, and conservatory form part of a residential property, are not common part of the Development. Where applicable, the saleable area of the relevant residential properties specified in the section "Area of Residential Properties in the Development" already includes the floor areas of such entrance hall and conservatory. The Authorised Person for the Development has certified that (a) there is no restriction on the usage of such entrance hall and conservatory which will affect owner's enjoyment of the relevant residential property and (b) such entrance hall and conservatory are made for the exclusive use of the owner of the relevant residential property.

備註: 1. 樓面平面圖之尺規所列數字為以毫米標示之建築結構尺寸。
2. 入口大堂(作為私人升降機大堂)(如有)及溫室屬住宅物業一部分，並非發展項目之公用部分。如適用，在「發展項目中的住宅物業的面積」部分內所列出的有關住宅物業之實用面積包括該入口大堂及溫室之樓面面積。發展項目的認可人士已證明入口大堂及溫室(a)在使用上沒有限制亦不會對相關住宅物業業主享用該住宅物業造成影響及(b)是專供相關住宅物業業主使用而設。

LEGEND I 圖例 1

A/C PLANT ROOM (UNCOVERED) = Air Conditioner Plant Room (uncovered) 空調機房(沒有上蓋)	CD = Cable Duct 電線管道槽
A/C PLANT ROOM = Air Conditioner Plant Room 空調機房	CFR = Common Flat Roof 公用平台
A/C PLATFORM = Air Conditioner Platform 空調機平台	CPR = Common Pitched Roof 公用傾斜屋頂
A/C PLATFORM ABOVE = Air Conditioner Platform Above 上層空調機平台	CONS = Conservatory 溫室
ACOUSTIC FIN = 隔音牆	CURTAIN WALL ABOVE = 上方之幕牆
AD = Air Duct 通風管道槽	DN = Down 下
AF = Architectural Feature 建築裝飾	DIN = Dining Room 飯廳
AF ABOVE = Architectural Feature Above 上層建築裝飾	DOG HOUSE = Mechanical & Electrical Services Duct Connecting to the Floor Below 連接下層的機電設施管道
AF ON I/F = 建築裝飾於1樓	DPMR = Drainage Pipe Maintenance Room 排水管維修房
B = Bathroom 浴室	ELV = Extra Low Voltage Duct 低電壓管道
BAL = Balcony 露台	EMR = Electricity Meter Room 電錶房
BALCONY ABOVE = Balcony above 上層露台	ENTRANCE HALL = 入口大堂
BR = Bedroom 睡房	FAMILY ROOM = 家庭廳
BUILDING LINE ABOVE = 上方之建築邊線	FLAT ROOF = 平台
CANOPY = 簷篷	GARDEN = 花園
CANOPY ABOVE = 上層簷篷	HR = Hose Reel 消防喉轆



Floor plans of residential properties in the development

發展項目的住宅物業的樓面平面圖

Tower 5 座 2/F - 6/F (4/F is omitted) 2樓-6樓(不設4樓)

Description 描述	Flat 單位					
	A	B	C	D	E	
Floor-to-floor height (refers to the height between the top surface of the structural slab of a floor and the top surface of the structural slab of its immediate upper floor) of each residential property (m) 每個住宅物業的層與層之間的高度(指該樓層之石屎地台面與上一層石屎地台面之高度距離)(米)	2/F-5/F 2樓-5樓	3.375				
	6/F 6樓	3.100 3.500	3.150 3.500	3.500	3.100 3.450 3.500	3.150 3.200 3.450 3.475 3.500 3.550 3.550 3.710 3.850
Thickness of the floor slabs (excluding plaster) of each residential property (mm) 每個住宅物業的樓板(不包括灰泥)的厚度(毫米)	2/F-5/F 2樓-5樓	150 175 200 225	150 175 200	150 175	150 175	200
	6/F 6樓	150 175 200 225	150 175	150 175	150 175	200

The internal areas of the residential properties on the upper floors will generally be slightly larger than those on the lower floors because of the reducing thickness of the structural walls on the upper floors.

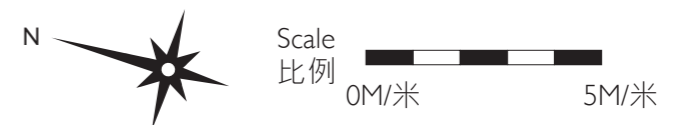
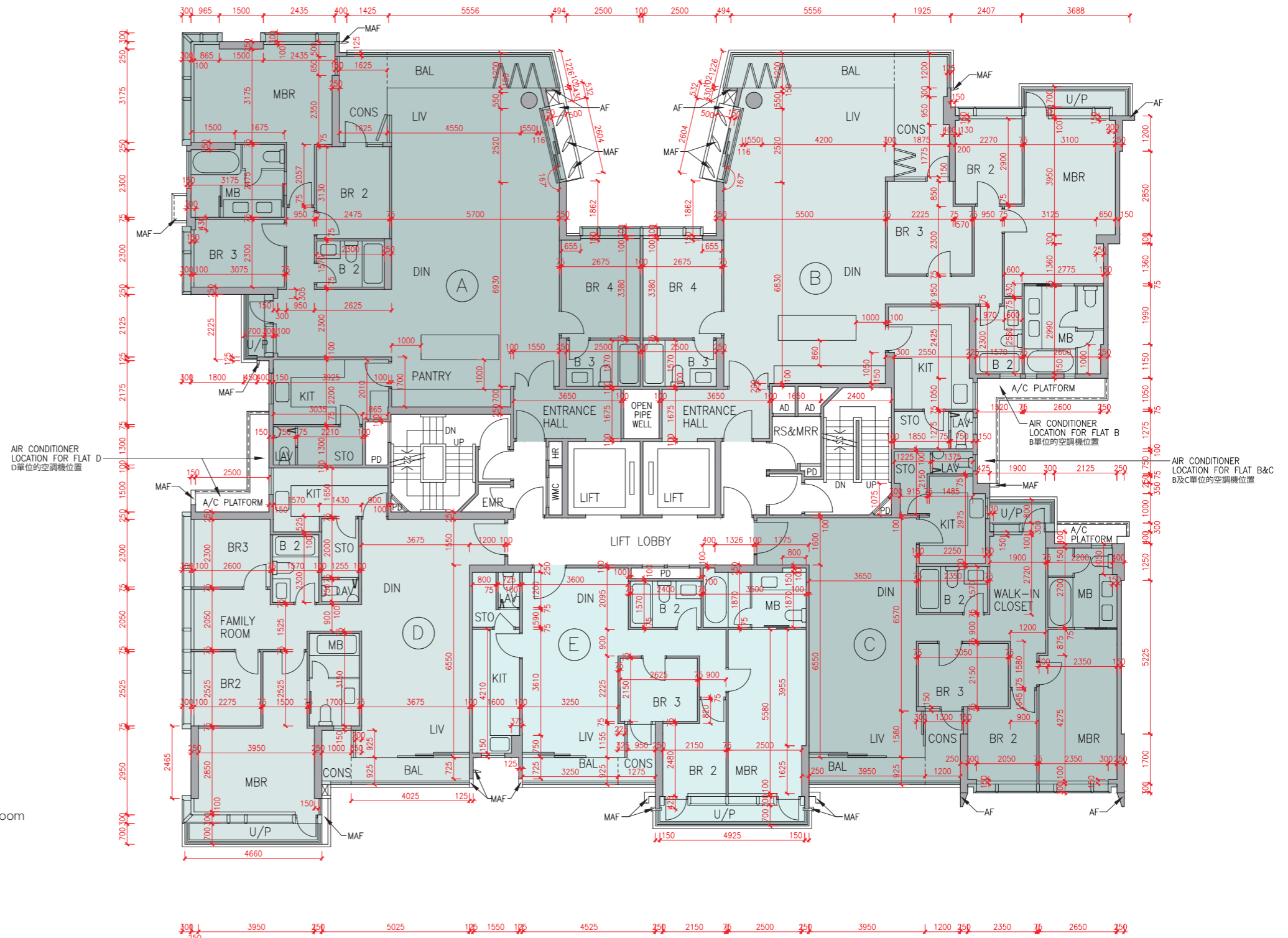
因住宅物業的較高樓層的結構牆的厚度遞減，較高樓層的內部面積，一般比較低樓層的內部面積稍大。

Remarks: 1. The dimensions in the floor plans are all structural dimensions in millimetre.
2. The entrance hall (serving as a private lift lobby), if any, and conservatory form part of a residential property, are not common part of the Development. Where applicable, the saleable area of the relevant residential properties specified in the section "Area of Residential Properties in the Development" already includes the floor areas of such entrance hall and conservatory. The Authorised Person for the Development has certified that (a) there is no restriction on the usage of such entrance hall and conservatory which will affect owner's enjoyment of the relevant residential property and (b) such entrance hall and conservatory are made for the exclusive use of the owner of the relevant residential property.

備註：1. 樓面平面圖之尺規所列數字為以毫米標示之建築結構尺寸。
2. 入口大堂(作為私人升降機大堂)(如有)及溫室屬住宅物業一部分，並非發展項目之公用部分。如適用，在「發展項目中的住宅物業的面積」部分內所列出的有關住宅物業之實用面積包括該入口大堂及溫室之樓面面積。發展項目的認可人士已證明入口大堂及溫室(a)在使用上沒有限制亦不會對相關住宅物業業主享用該住宅物業造成影響及(b)是專供相關住宅物業業主使用而設。

LEGEND 2 圖例 2

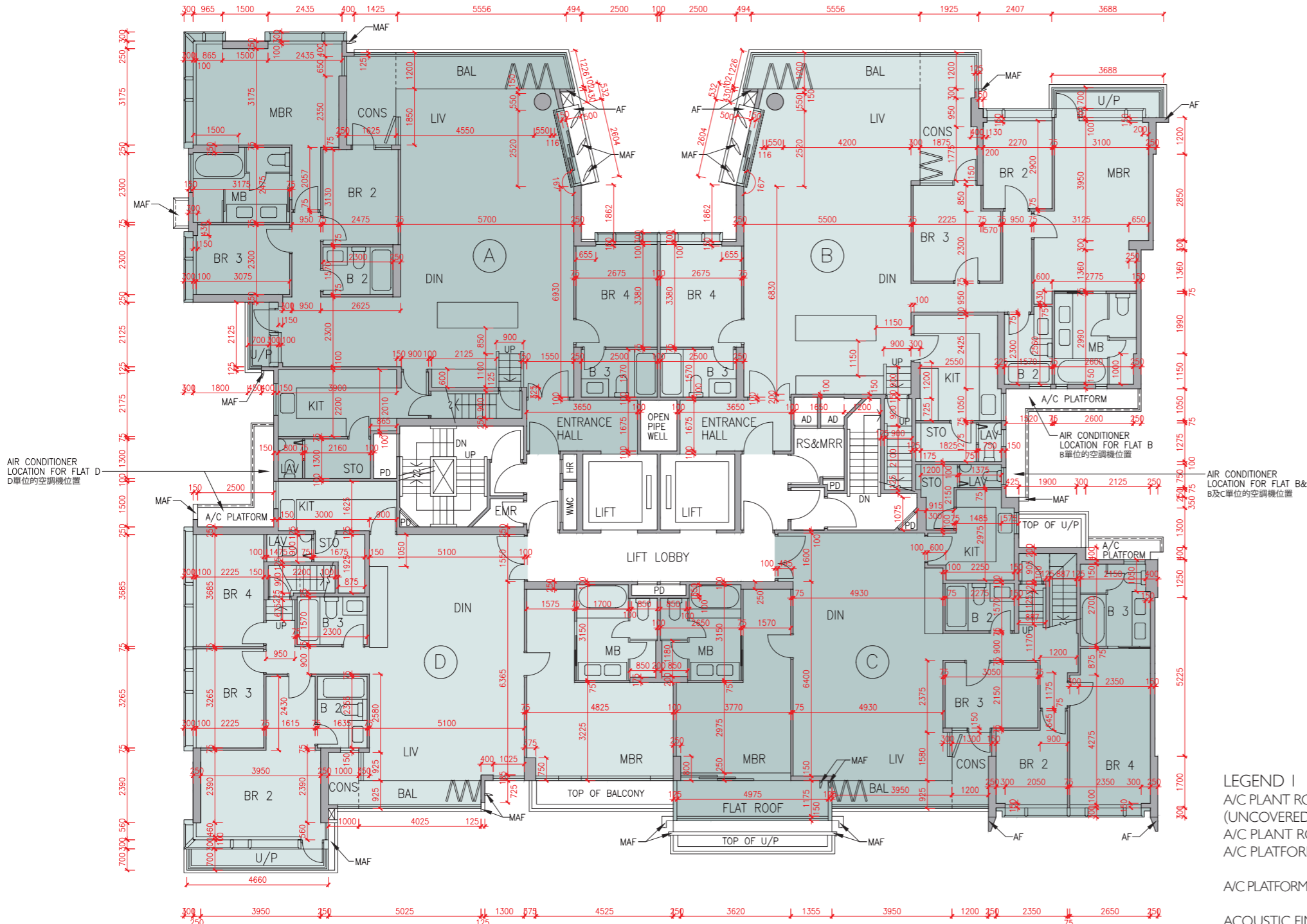
JACUZZI = 按摩池	RS & MRR = Refuse Storage & Material Recovery Room 垃圾及物料回收室
KIT = Kitchen 廚房	SKYLIGHT = 天窗
LAV = Lavatory 洗手間	SV = Smoke Vent 排煙口
LIFT = 升降機	STO = Store 儲物房
LIFT LOBBY = 升降機大堂	SWIMMING POOL = 游泳池
LIFT SHAFT = 升降機槽	TOP OF BALCONY = 下層露台上蓋
LIV = Living Room 客廳	TOP OF CURTAIN WALL = 幕牆頂部
LIV / DIN = Living / Dining Room 客/飯廳	TOP OF U/P = Top of Utility Platform 下層工作平台上蓋
MAF = Metal Architectural Feature 金屬建築裝飾	UP = Up 上
MBR = Master Bedroom 主人睡房	U/P = Utility Platform 工作平台
MB = Master Bathroom 主人浴室	U/P ABOVE = Utility Platform Above 上層工作平台
OPEN PIPE WELL = 開放式管道井	VOID = 中空
OWM = Openable Window For Maintenance 維修窗口	VOID ABOVE = 上層中空
PANTRY = 備餐間	WALK-IN CLOSET = 衣帽間
PLANTER = 花槽	WMC = Water Meter Cabinet 水錶箱
PITCHED ROOF = 斜天台	WMR = Water Meter Room 水錶房
PD = Pipe Duct 管道槽	
PLANTER = 花槽	
ROOF = 天台	



Floor plans of residential properties in the development

發展項目的住宅物業的樓面平面圖

Tower 5 座 7/F 7樓



Description 描述	Flat 單位				
	A	B	C	D	
Floor-to-floor height (refers to the height between the top surface of the structural slab of a floor and the top surface of the structural slab of its immediate upper floor) of each residential property (m) 每個住宅物業的層與層之間的高度 (指該樓層之石屎地台面與上一層石屎地台面之高度距離)(米)	7/F	3.500	3.500	3.460	3.425
	7樓	3.540	3.540	3.500	3.500
		3.550	3.550	3.550	3.550
		3.710	3.710	3.800	3.800
		3.850	3.850	3.850	3.850
		3.900	3.950	3.950	3.900
Thickness of the floor slabs (excluding plaster) of each residential property (mm) 每個住宅物業的樓板 (不包括灰泥)的厚度(毫米)	7/F	150	150	150	150
	7樓	175	175	175	175
		200	200	200	200
		225	225	225	225
		225	225	225	225

The internal areas of the residential properties on the upper floors will generally be slightly larger than those on the lower floors because of the reducing thickness of the structural walls on the upper floors.

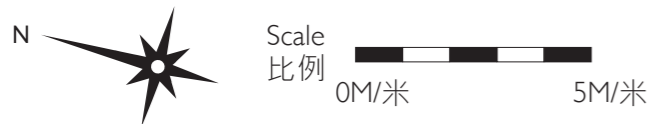
因住宅物業的較高樓層的結構牆的厚度遞減，較高樓層的內部面積，一般比較低樓層的內部面積稍大。

Remarks : 1. The dimensions in the floor plans are all structural dimensions in millimetre.
2. The entrance hall (serving as a private lift lobby), if any, and conservatory form part of a residential property, are not common part of the Development. Where applicable, the saleable area of the relevant residential properties specified in the section "Area of Residential Properties in the Development" already includes the floor areas of such entrance hall and conservatory. The Authorised Person for the Development has certified that (a) there is no restriction on the usage of such entrance hall and conservatory which will affect owner's enjoyment of the relevant residential property and (b) such entrance hall and conservatory are made for the exclusive use of the owner of the relevant residential property.

備註：1. 樓面平面圖之尺規所列數字為以毫米標示之建築結構尺寸。
2. 入口大堂(作為私人升降機大堂)(如有)及溫室屬住宅物業一部分，並非發展項目之公用部分。如適用，在「發展項目中的住宅物業的面積」部分內所列出的有關住宅物業之實用面積包括該入口大堂及溫室之樓面面積。發展項目的認可人士已證明入口大堂及溫室(a)在使用上沒有限制亦不會對相關住宅物業業主享用該住宅物業造成影響及(b)是專供相關住宅物業業主使用而設。

LEGEND I 圖例 1

A/C PLANT ROOM (UNCOVERED) = Air Conditioner Plant Room (uncovered) 空調機房(沒有上蓋)	CD = Cable Duct 電線管道槽
A/C PLANT ROOM = Air Conditioner Plant Room 空調機房	CFR = Common Flat Roof 公用平台
A/C PLATFORM = Air Conditioner Platform 空調機平台	CPR = Common Pitched Roof 公用傾斜屋頂
A/C PLATFORM ABOVE = Air Conditioner Platform Above 上層空調機平台	CONS = Conservatory 溫室
ACOUSTIC FIN = 隔音牆	CURTAIN WALL ABOVE = 上方之幕牆
AD = Air Duct 通風管道槽	DN = Down 下
AF = Architectural Feature 建築裝飾	DIN = Dining Room 飯廳
AF ABOVE = Architectural Feature Above 上層建築裝飾	DOG HOUSE = Mechanical & Electrical Services Duct Connecting to the Floor Below 連接下層的機電設施管道
AF ON I/F = 建築裝飾於1樓	DPMR = Drainage Pipe Maintenance Room 排水管維修房
B = Bathroom 浴室	ELV = Extra Low Voltage Duct 低電壓管道
BAL = Balcony 露台	EMR = Electricity Meter Room 電錶房
BALCONY ABOVE = Balcony above 上層露台	ENTRANCE HALL = 入口大堂
BR = Bedroom 睡房	FAMILY ROOM = 家庭廳
BUILDING LINE ABOVE = 上方之建築邊線	FLAT ROOF = 平台
CANOPY = 簷篷	GARDEN = 花園
CANOPY ABOVE = 上層簷篷	HR = Hose Reel 消防喉轆



Floor plans of residential properties in the development

發展項目的住宅物業的樓面平面圖

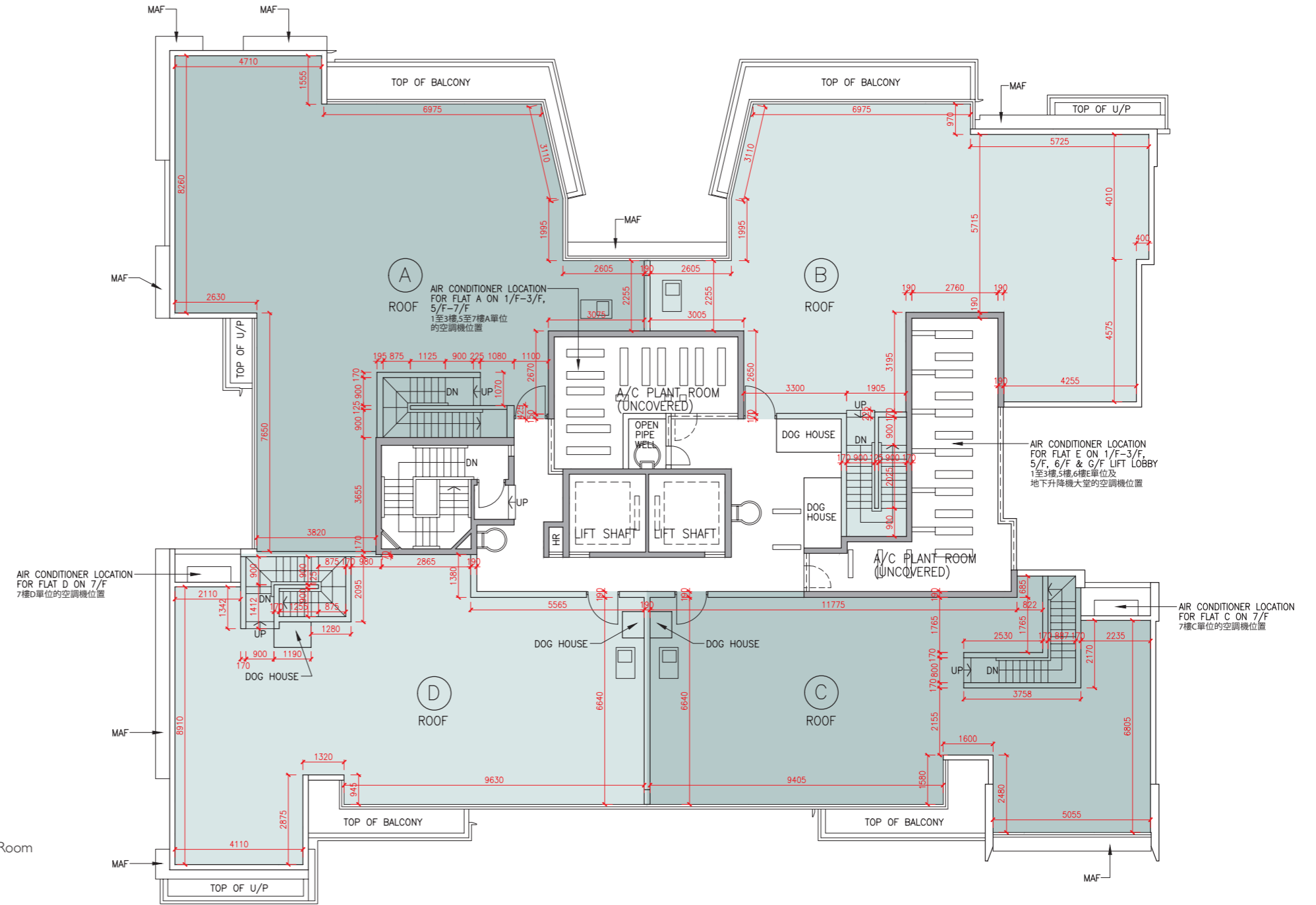
Tower 5 座 Roof 天台

The internal areas of the residential properties on the upper floors will generally be slightly larger than those on the lower floors because of the reducing thickness of the structural walls on the upper floors.

因住宅物業的較高樓層的結構牆的厚度遞減，較高樓層的內部面積，一般比較低樓層的內部面積稍大。

Remark: The dimensions in the floor plans are all structural dimensions in millimetre.

備註：樓面平面圖之尺規所列數字為以毫米標示之建築結構尺寸。



LEGEND 2 圖例 2

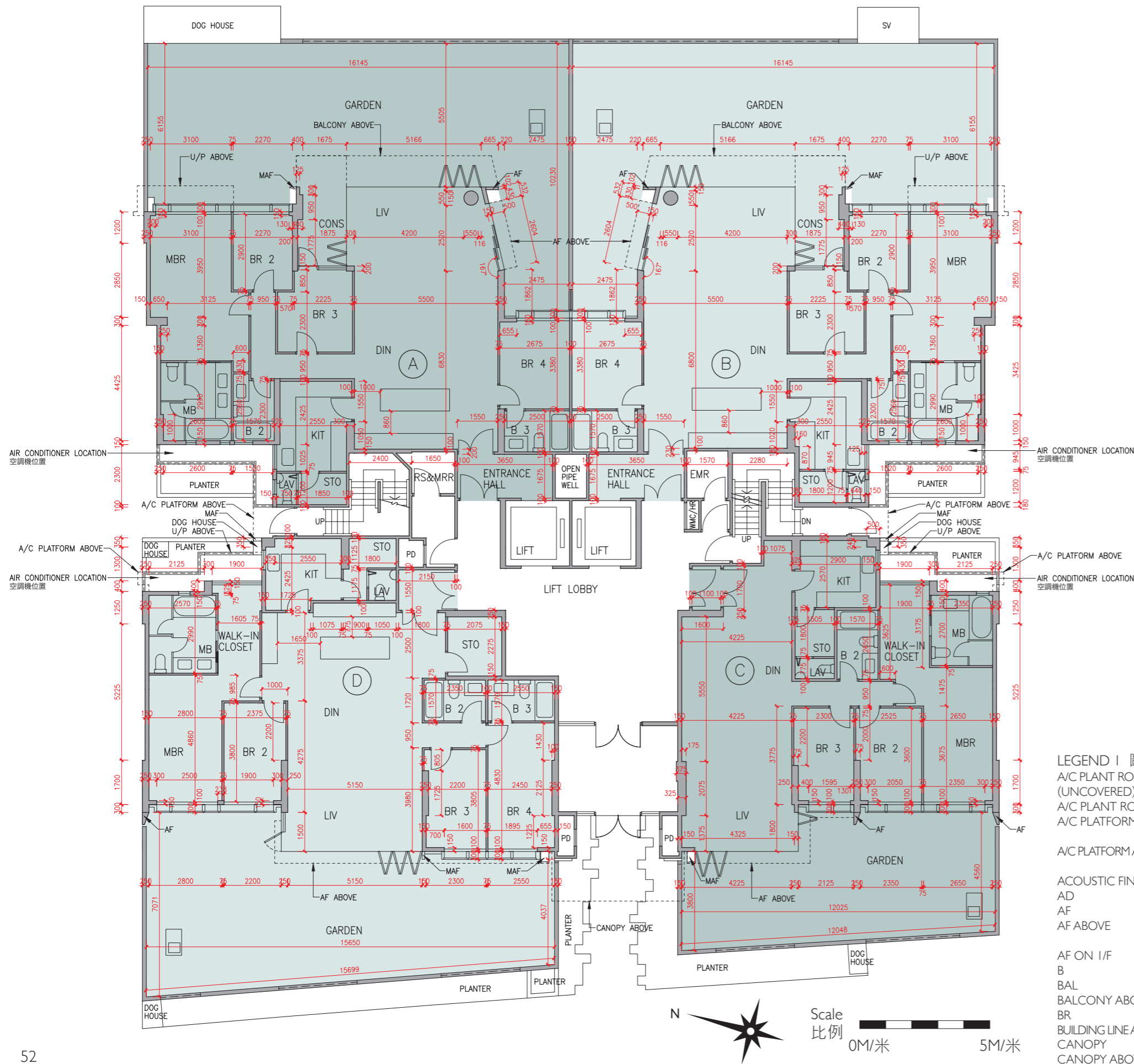
JACUZZI	= 按摩池	RS & MRR	= Refuse Storage & Material Recovery Room 垃圾及物料回收室
KIT	= Kitchen 廚房	SKYLIGHT	= 天窗
LAV	= Lavatory 洗手間	SV	= Smoke Vent 排煙口
LIFT	= 升降機	STO	= Store 儲物房
LIFT LOBBY	= 升降機大堂	SWIMMING POOL	= 游泳池
LIFT SHAFT	= 升降機槽	TOP OF BALCONY	= 下層露台上蓋
LIV	= Living Room 客廳	TOP OF CURTAIN WALL	= 幕牆頂部
LIV / DIN	= Living / Dining Room 客/飯廳	TOP OF U/P	= Top of Utility Platform 下層工作平台上蓋
MAF	= Metal Architectural Feature 金屬建築裝飾	UP	= Up 上
MBR	= Master Bedroom 主人睡房	U/P	= Utility Platform 工作平台
MB	= Master Bathroom 主人浴室	U/P ABOVE	= Utility Platform Above 上層工作平台
OPEN PIPE WELL	= 開放式管道井	VOID	= 中空
OWM	= Openable Window For Maintenance 維修窗口	VOID ABOVE	= 上層中空
PANTRY	= 備餐間	WALK-IN CLOSET	= 衣帽間
PLANTER	= 花槽	WMC	= Water Meter Cabinet 水錶箱
PITCHED ROOF	= 斜天台	WMR	= Water Meter Room 水錶房
PD	= Pipe Duct 管道槽		
PLANTER	= 花槽		
ROOF	= 天台		



Scale 比例
0M/米 5M/米

發展項目的住宅物業的樓面平面圖

Tower 6 座 G/F 地下



Description 描述	Flat 單位			
	A	B	C	D
Floor-to-floor height (refers to the height between the top surface of the structural slab of a floor and the top surface of the structural slab of its immediate upper floor) of each residential property (m) 每個住宅物業的層與層之間的高度(指該樓層之石屎地台面與上一層石屎地台面之高度距離)(米)	3.050	3.050		
	3.150	3.150		
	3.350	3.350	3.150	3.150
	3.390	3.390	3.200	3.200
	3.450	3.450	3.450	3.450
	3.500	3.500	3.500	3.500
	3.550	3.550	3.550	3.550
	3.700	3.700	3.850	3.850
	4.000	3.850	3.900	3.900
	4.050	4.050		
Thickness of the floor slabs (excluding plaster) of each residential property (mm) 每個住宅物業的樓板(不包括灰泥)的厚度(毫米)	150		150	
	175		175	
	200		200	
	225		200	150

The internal areas of the residential properties on the upper floors will generally be slightly larger than those on the lower floors because of the reducing thickness of the structural walls on the upper floors.
因住宅物業的較高樓層的結構牆的厚度遞減，較高樓層的內部面積，一般比較低樓層的內部面積稍大。

Remarks: 1. The dimensions in the floor plans are all structural dimensions in millimetre.
2. The entrance hall (serving as a private lift lobby), if any, and conservatory, if any, form part of a residential property, are not common part of the Development. Where applicable, the saleable area of the relevant residential properties specified in the section "Area of Residential Properties in the Development" already includes the floor areas of such entrance hall and conservatory. The Authorised Person for the Development has certified that (a) there is no restriction on the usage of such entrance hall and conservatory which will affect owner's enjoyment of the relevant residential property and (b) such entrance hall and conservatory are made for the exclusive use of the owner of the relevant residential property.

備註: 1. 樓面平面圖之尺規所列數字為以毫米標示之建築結構尺寸。
2. 入口大堂(作為私人升降機大堂)(如有)及溫室(如有)屬住宅物業一部分，並非發展項目之公用部分。如適用，在「發展項目中的住宅物業的面積」部分內所列出的有關住宅物業之實用面積包括該入口大堂及溫室之樓面面積。發展項目的認可人士已證明入口大堂及溫室(a)在使用上沒有限制亦不會對相關住宅物業業主享用該住宅物業造成影響及(b)是專供相關住宅物業業主使用而設。

LEGEND I 圖例 1

- A/C PLANT ROOM (UNCOVERED) = Air Conditioner Plant Room (uncovered) 空調機房(沒有上蓋)
- A/C PLANT ROOM = Air Conditioner Plant Room 空調機房
- A/C PLATFORM = Air Conditioner Platform 空調機平台
- A/C PLATFORM ABOVE = Air Conditioner Platform Above 上層空調機平台
- ACOUSTIC FIN = 隔音牆
- AD = Air Duct 通風管道槽
- AF = Architectural Feature 建築裝飾
- AF ABOVE = 上層建築裝飾
- AF ON I/F = 建築裝飾於1樓
- B = Bathroom 浴室
- BAL = Balcony 露台
- BALCONY ABOVE = Balcony above 上層露台
- BR = Bedroom 睡房
- BUILDING LINE ABOVE = 上方之建築邊緣
- CANOPY = 簷篷
- CANOPY ABOVE = 上層簷篷
- CD = Cable Duct 電線管道槽
- CFR = Common Flat Roof 公用平台
- CPR = Common Pitched Roof 公用傾斜屋頂
- CONS = Conservatory 溫室
- CURTAIN WALL ABOVE = 上方之幕牆
- DN = Down 下
- DIN = Dining Room 飯廳
- DOG HOUSE = Mechanical & Electrical Services Duct Connecting to the Floor Below 連接下層的機電設施管道
- DPMR = Drainage Pipe Maintenance Room 排水管維修房
- ELV = Extra Low Voltage Duct 低電壓管道
- EMR = Electricity Meter Room 電錶房
- ENTRANCE HALL = 入口大堂
- FAMILY ROOM = 家庭廳
- FLAT ROOF = 平台
- GARDEN = 花園
- HR = Hose Reel 消防喉轆

發展項目的住宅物業的樓面平面圖

Tower 6 座 I/F 1樓

Description 描述	Flat 單位				
	A	B	C	D	E
Floor-to-floor height (refers to the height between the top surface of the structural slab of a floor and the top surface of the structural slab of its immediate upper floor) of each residential property (m) 每個住宅物業的層與層之間的高度(指該樓層之石屎地台面與上一層石屎地台面之高度距離)(米)	I/F 1樓				
	3.375		3.375	3.025	3.025
			3.425	3.365	3.365
			3.465	3.375	3.375
			3.725	3.425	3.425
				3.725	3.725
Thickness of the floor slabs (excluding plaster) of each residential property (mm) 每個住宅物業的樓板(不包括灰泥)的厚度(毫米)	I/F 1樓				
	150		150	150	150
	175		175	175	175
	200		200	200	200
	225		225	225	225

The internal areas of the residential properties on the upper floors will generally be slightly larger than those on the lower floors because of the reducing thickness of the structural walls on the upper floors.

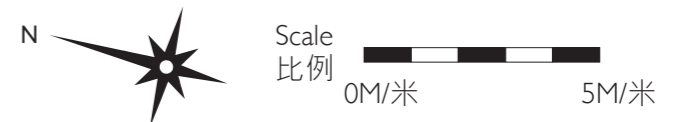
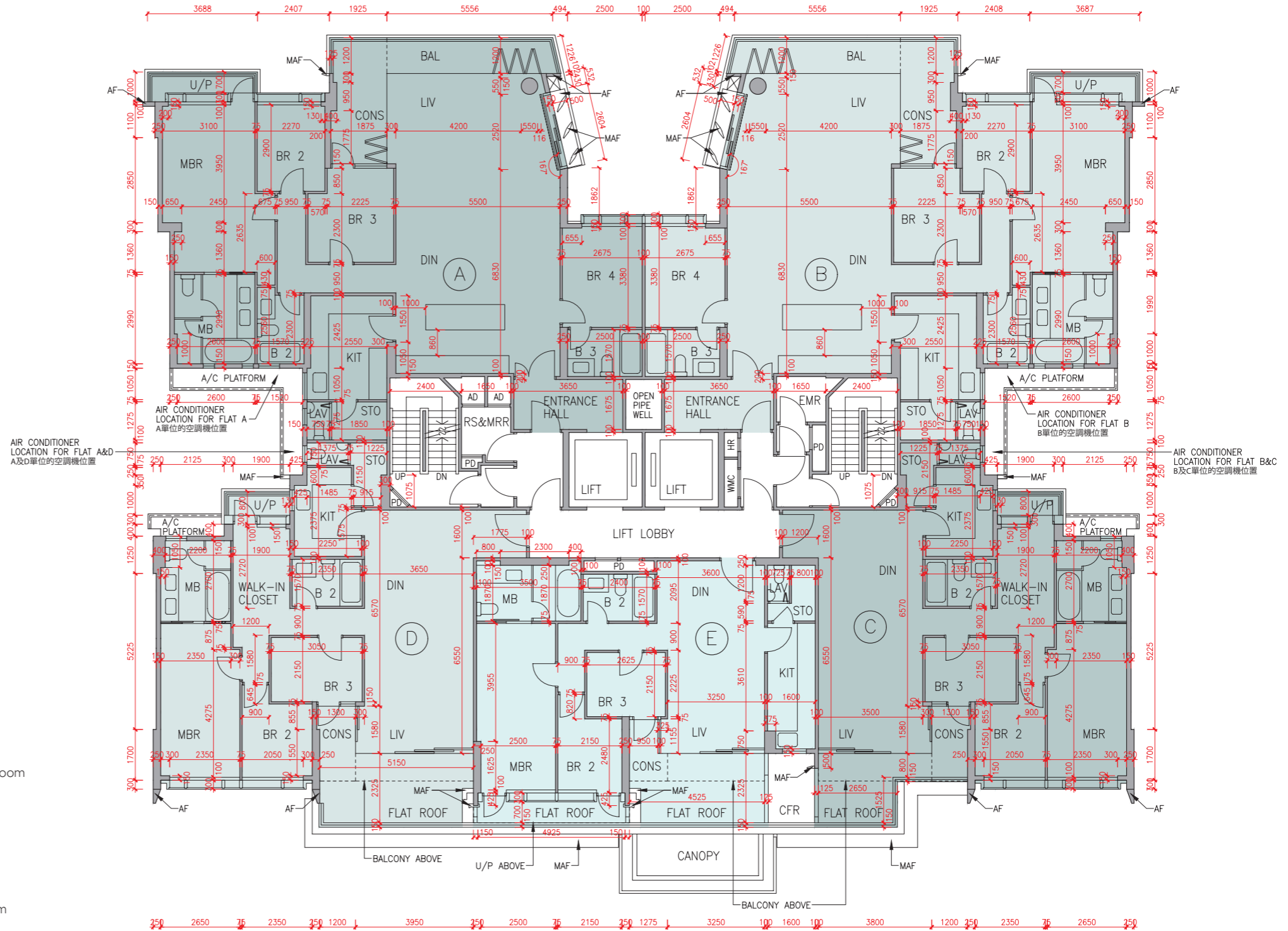
因住宅物業的較高樓層的結構牆的厚度遞減，較高樓層的內部面積，一般比較低樓層的內部面積稍大。

Remarks: 1. The dimensions in the floor plans are all structural dimensions in millimetre.
2. The entrance hall (serving as a private lift lobby), if any, and conservatory form part of a residential property, are not common part of the Development. Where applicable, the saleable area of the relevant residential properties specified in the section "Area of Residential Properties in the Development" already includes the floor areas of such entrance hall and conservatory. The Authorised Person for the Development has certified that (a) there is no restriction on the usage of such entrance hall and conservatory which will affect owner's enjoyment of the relevant residential property and (b) such entrance hall and conservatory are made for the exclusive use of the owner of the relevant residential property.

備註：1. 樓面平面圖之尺規所列數字為以毫米標示之建築結構尺寸。
2. 入口大堂(作為私人升降機大堂)(如有)及溫室屬住宅物業一部分，並非發展項目之公用部分。如適用，在「發展項目中的住宅物業的面積」部分內所列出的有關住宅物業之實用面積包括該入口大堂及溫室之樓面面積。發展項目的認可人士已證明入口大堂及溫室(a)在使用上沒有限制亦不會對相關住宅物業業主享用該住宅物業造成影響及(b)是專供相關住宅物業業主使用而設。

LEGEND 2 圖例 2

JACUZZI = 按摩池	RS & MRR = Refuse Storage & Material Recovery Room 垃圾及物料回收室
KIT = Kitchen 廚房	SKYLIGHT = 天窗
LAV = Lavatory 洗手間	SV = Smoke Vent 排煙口
LIFT = 升降機	STO = Store 儲物房
LIFT LOBBY = 升降機大堂	SWIMMING POOL = 游泳池
LIFT SHAFT = 升降機槽	TOP OF BALCONY = 下層露台上蓋
LIV = Living Room 客廳	TOP OF CURTAIN WALL = 幕牆頂部
LIV / DIN = Living / Dining Room 客/飯廳	TOP OF U/P = Top of Utility Platform 下層工作平台上蓋
MAF = Metal Architectural Feature 金屬建築裝飾	UP = Up 上
MBR = Master Bedroom 主人睡房	U/P = Utility Platform 工作平台
MB = Master Bathroom 主人浴室	U/P ABOVE = Utility Platform Above 上層工作平台
OPEN PIPE WELL = 開放式管道井	VOID = 中空
OWM = Openable Window For Maintenance 維修窗口	VOID ABOVE = 上層中空
PANTRY = 備餐間	WALK-IN CLOSET = 衣帽間
PLANTER = 花槽	WMC = Water Meter Cabinet 水錶箱
PITCHED ROOF = 斜天台	WMR = Water Meter Room 水錶房
PD = Pipe Duct 管道槽	
PLANTER = 花槽	
ROOF = 天台	



Floor plans of residential properties in the development

發展項目的住宅物業的樓面平面圖

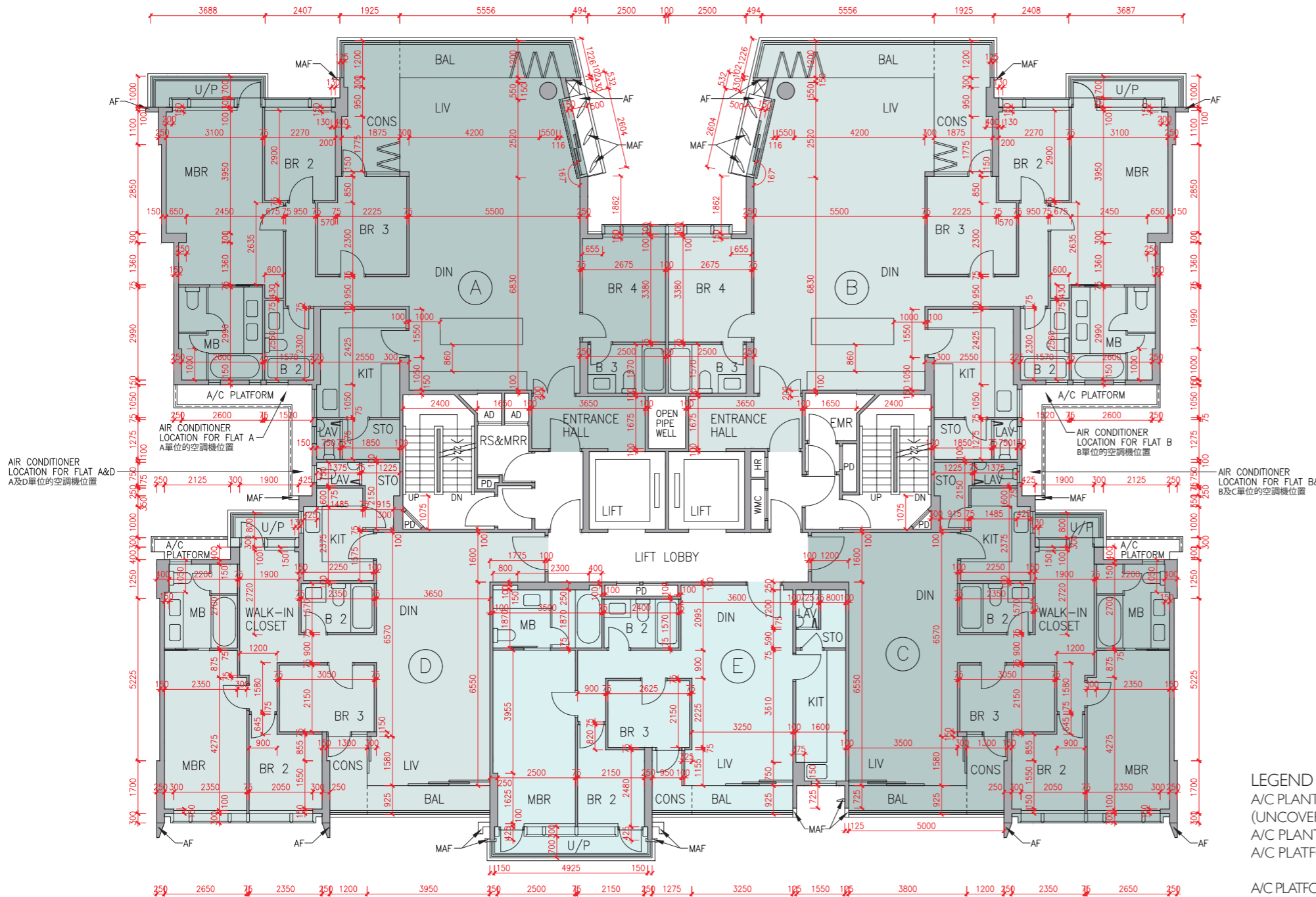
Tower 6 座 2/F - 6/F (4/F is omitted) 2樓-6樓(不設4樓)

Description 描述	Flat 單位				
	A	B	C	D	E
Floor-to-floor height (refers to the height between the top surface of the structural slab of a floor and the top surface of the structural slab of its immediate upper floor) of each residential property (m) 每個住宅物業的層與層之間的高度(指該樓層之石屎地台面與上一層石屎地台面之高度距離)(米)	2/F-5/F 2樓-5樓				
	3.375				
Thickness of the floor slabs (excluding plaster) of each residential property (mm) 每個住宅物業的樓板(不包括灰泥)的厚度(毫米)	6/F 6樓	3.150	3.150	3.150	3.150
		3.500	3.500	3.500	3.500
		3.850	3.550	3.500	3.500
					3.550
					3.710
				3.850	
Thickness of the floor slabs (excluding plaster) of each residential property (mm) 每個住宅物業的樓板(不包括灰泥)的厚度(毫米)	2/F-6/F 2樓-6樓	150	150	150	150
		175	175	175	175
		200	200	200	200
		225	225	225	225

The internal areas of the residential properties on the upper floors will generally be slightly larger than those on the lower floors because of the reducing thickness of the structural walls on the upper floors.
因住宅物業的較高樓層的結構牆的厚度遞減，較高樓層的內部面積，一般比較低樓層的內部面積稍大。

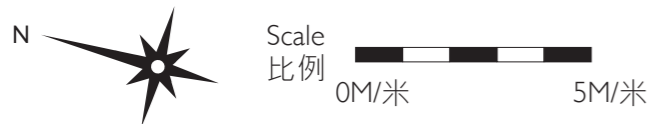
Remarks : 1. The dimensions in the floor plans are all structural dimensions in millimetre.
2. The entrance hall (serving as a private lift lobby), if any, and conservatory form part of a residential property, are not common part of the Development. Where applicable, the saleable area of the relevant residential properties specified in the section "Area of Residential Properties in the Development" already includes the floor areas of such entrance hall and conservatory. The Authorised Person for the Development has certified that (a) there is no restriction on the usage of such entrance hall and conservatory which will affect owner's enjoyment of the relevant residential property and (b) such entrance hall and conservatory are made for the exclusive use of the owner of the relevant residential property.

備註：1. 樓面平面圖之尺規所列數字為以毫米標示之建築結構尺寸。
2. 入口大堂(作為私人升降機大堂)(如有)及溫室屬住宅物業一部分，並非發展項目之公用部分。如適用，在「發展項目中的住宅物業的面積」部分內所列出的有關住宅物業之實用面積包括該入口大堂及溫室之樓面面積。發展項目的認可人士已證明入口大堂及溫室(a)在使用上沒有限制亦不會對相關住宅物業業主享用該住宅物業造成影響及(b)是專供相關住宅物業業主使用而設。



LEGEND | 圖例 1

A/C PLANT ROOM (UNCOVERED) = Air Conditioner Plant Room (uncovered) 空調機房(沒有上蓋)	CD = Cable Duct 電線管道槽
A/C PLANT ROOM = Air Conditioner Plant Room 空調機房	CFR = Common Flat Roof 公用平台
A/C PLATFORM = Air Conditioner Platform 空調機平台	CPR = Common Pitched Roof 公用傾斜屋頂
A/C PLATFORM ABOVE = Air Conditioner Platform Above 上層空調機平台	CONS = Conservatory 溫室
ACOUSTIC FIN = 隔音牆	CURTAIN WALL ABOVE = 上方之幕牆
AD = Air Duct 通風管道槽	DN = Down 下
AF = Architectural Feature 建築裝飾	DIN = Dining Room 飯廳
AF ABOVE = Architectural Feature Above 上層建築裝飾	DOG HOUSE = Mechanical & Electrical Services Duct Connecting to the Floor Below 連接下層的機電設施管道
AF ON I/F = 建築裝飾於1樓	DPMR = Drainage Pipe Maintenance Room 排水管維修房
B = Bathroom 浴室	ELV = Extra Low Voltage Duct 低電壓管道
BAL = Balcony 露台	EMR = Electricity Meter Room 電錶房
BALCONY ABOVE = Balcony above 上層露台	ENTRANCE HALL = 入口大堂
BR = Bedroom 睡房	FAMILY ROOM = 家庭廳
BUILDING LINE ABOVE = 上方之建築邊線	FLAT ROOF = 平台
CANOPY = 簷篷	GARDEN = 花園
CANOPY ABOVE = 上層簷篷	HR = Hose Reel 消防喉轆



Floor plans of residential properties in the development

發展項目的住宅物業的樓面平面圖

Tower 6 座 7/F 7樓

Description 描述	Flat 單位				
	A	B	C	D	
Floor-to-floor height (refers to the height between the top surface of the structural slab of a floor and the top surface of the structural slab of its immediate upper floor) of each residential property (m) 每個住宅物業的層與層之間的高度 (指該樓層之石屎地台面與上一層石屎地台面之高度距離)(米)	7/F 7樓	3.500	3.460		
		3.540	3.500		
		3.550	3.550		
		3.710	3.800		
		3.850	3.850		
Thickness of the floor slabs (excluding plaster) of each residential property (mm) 每個住宅物業的樓板 (不包括灰泥)的厚度(毫米)	7/F 7樓	150	150		
		175	175		
		200	175		
		225	200		

The internal areas of the residential properties on the upper floors will generally be slightly larger than those on the lower floors because of the reducing thickness of the structural walls on the upper floors.

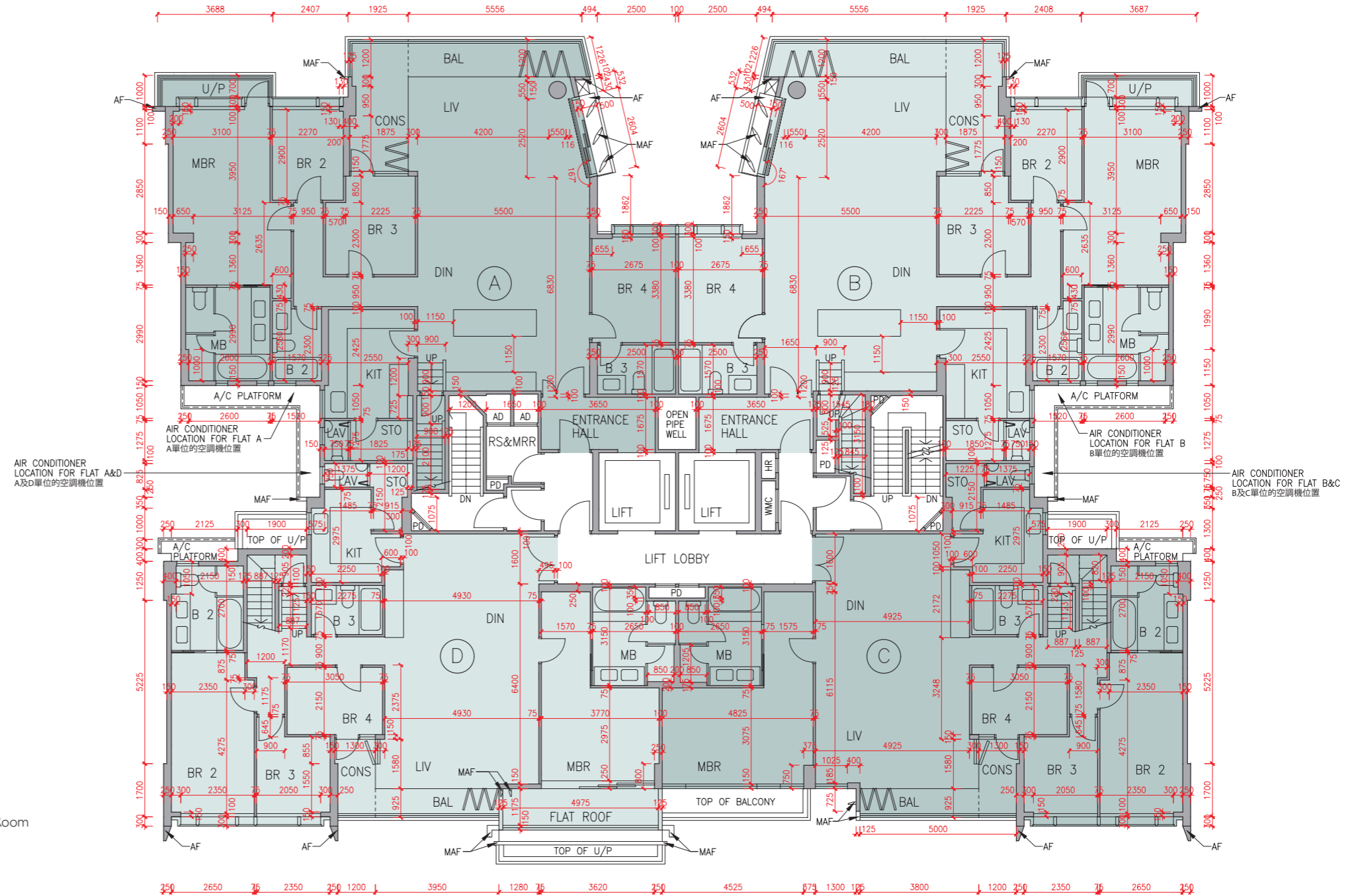
因住宅物業的較高樓層的結構牆的厚度遞減，較高樓層的內部面積，一般比較低樓層的內部面積稍大。

Remarks: 1. The dimensions in the floor plans are all structural dimensions in millimetre.
2. The entrance hall (serving as a private lift lobby), if any, and conservatory form part of a residential property, are not common part of the Development. Where applicable, the saleable area of the relevant residential properties specified in the section "Area of Residential Properties in the Development" already includes the floor areas of such entrance hall and conservatory. The Authorised Person for the Development has certified that (a) there is no restriction on the usage of such entrance hall and conservatory which will affect owner's enjoyment of the relevant residential property and (b) such entrance hall and conservatory are made for the exclusive use of the owner of the relevant residential property.

備註：1. 樓面平面圖之尺規所列數字為以毫米標示之建築結構尺寸。
2. 入口大堂(作為私人升降機大堂)(如有)及溫室屬住宅物業一部分，並非發展項目之公用部分。如適用，在「發展項目中的住宅物業的面積」部分內所列出的有關住宅物業之實用面積包括該入口大堂及溫室之樓面面積。發展項目的認可人士已證明入口大堂及溫室(a)在使用上沒有限制亦不會對相關住宅物業業主享用該住宅物業造成影響及(b)是專供相關住宅物業業主使用而設。

LEGEND 2 圖例 2

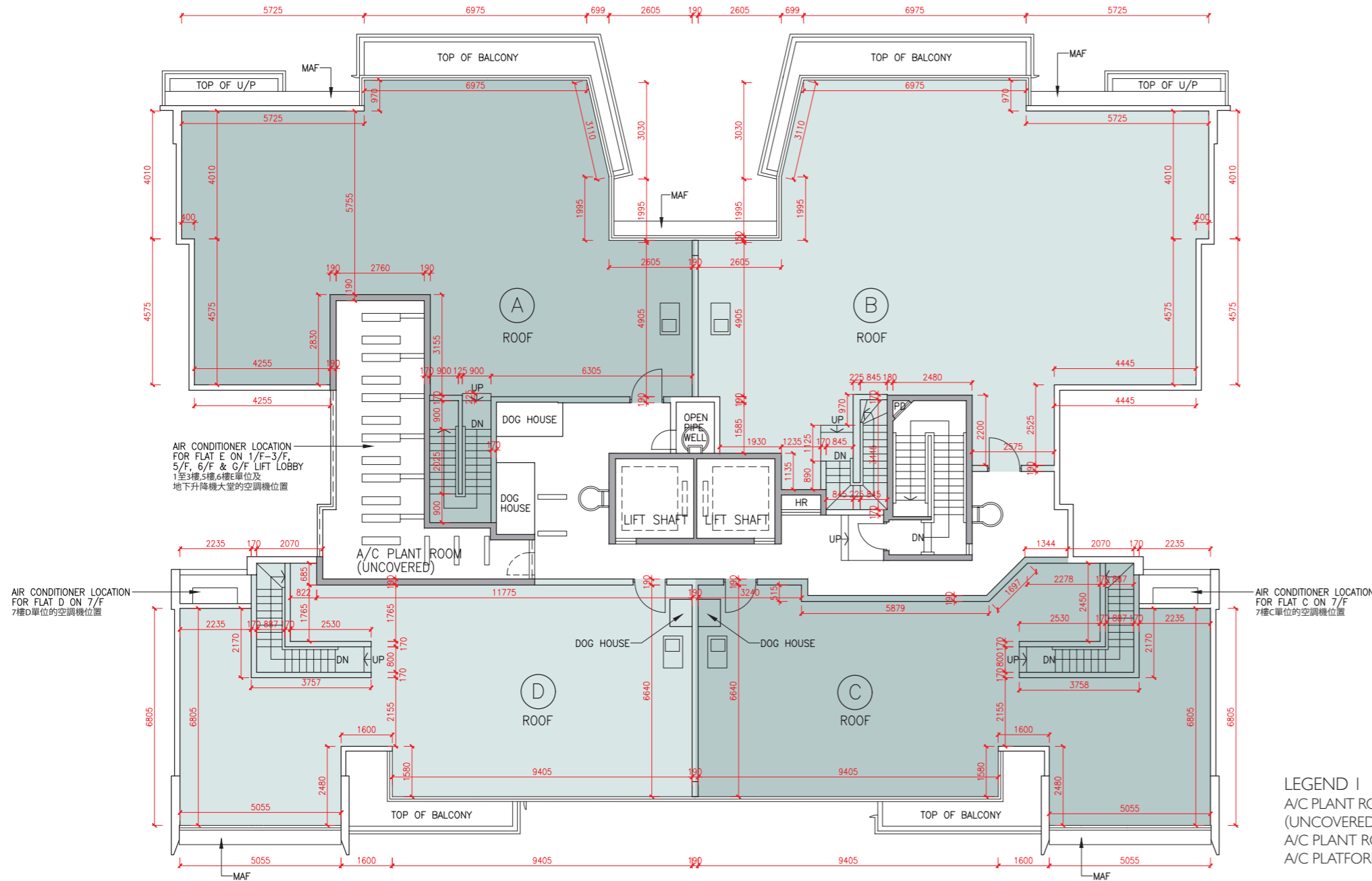
JACUZZI	= 按摩池	RS & MRR	= Refuse Storage & Material Recovery Room 垃圾及物料回收室
KIT	= Kitchen 廚房	SKYLIGHT	= 天窗
LAV	= Lavatory 洗手間	SV	= Smoke Vent 排煙口
LIFT	= 升降機	STO	= Store 儲物房
LIFT LOBBY	= 升降機大堂	SWIMMING POOL	= 游泳池
LIFT SHAFT	= 升降機槽	TOP OF BALCONY	= 下層露台上蓋
LIV	= Living Room 客廳	TOP OF CURTAIN WALL	= 幕牆頂部
LIV / DIN	= Living / Dining Room 客/飯廳	TOP OF U/P	= Top of Utility Platform 下層工作平台上蓋
MAF	= Metal Architectural Feature 金屬建築裝飾	UP	= Up 上
MBR	= Master Bedroom 主人睡房	U/P	= Utility Platform 工作平台
MB	= Master Bathroom 主人浴室	U/P ABOVE	= Utility Platform Above 上層工作平台
OPEN PIPE WELL	= 開放式管道井	VOID	= 中空
OWM	= Openable Window For Maintenance 維修窗口	VOID ABOVE	= 上層中空
PANTRY	= 備餐間	WALK-IN CLOSET	= 衣帽間
PLANTER	= 花槽	WMC	= Water Meter Cabinet 水錶箱
PITCHED ROOF	= 斜天台	WMR	= Water Meter Room 水錶房
PD	= Pipe Duct 管道槽		
PLANTER	= 花槽		
ROOF	= 天台		



Floor plans of residential properties in the development

發展項目的住宅物業的樓面平面圖

Tower 6 座 Roof 天台

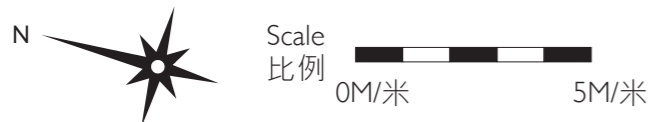


The internal areas of the residential properties on the upper floors will generally be slightly larger than those on the lower floors because of the reducing thickness of the structural walls on the upper floors.
 因住宅物業的較高樓層的結構牆的厚度遞減，較高樓層的內部面積，一般比較低樓層的內部面積稍大。

Remark: The dimensions in the floor plans are all structural dimensions in millimetre.
 備註：樓面平面圖之尺規所列數字為以毫米標示之建築結構尺寸。

LEGEND | 圖例 1

A/C PLANT ROOM (UNCOVERED)	= Air Conditioner Plant Room (uncovered) 空調機房(沒有上蓋)	CD	= Cable Duct 電線管道槽
A/C PLANT ROOM	= Air Conditioner Plant Room 空調機房	CFR	= Common Flat Roof 公用平台
A/C PLATFORM	= Air Conditioner Platform 空調機平台	CPR	= Common Pitched Roof 公用傾斜屋頂
A/C PLATFORM ABOVE	= Air Conditioner Platform Above 上層空調機平台	CONS	= Conservatory 溫室
ACOUSTIC FIN	= 隔音牆	CURTAIN WALL ABOVE	= 上方之幕牆
AD	= Air Duct 通風管道槽	DN	= Down 下
AF	= Architectural Feature 建築裝飾	DIN	= Dining Room 飯廳
AF ABOVE	= Architectural Feature Above 上層建築裝飾	DOG HOUSE	= Mechanical & Electrical Services Duct Connecting to the Floor Below 連接下層的機電設施管道
AF ON I/F	= 建築裝飾於1樓	DPMR	= Drainage Pipe Maintenance Room 排水管維修房
B	= Bathroom 浴室	ELV	= Extra Low Voltage Duct 低電壓管道
BAL	= Balcony 露台	EMR	= Electricity Meter Room 電錶房
BALCONY ABOVE	= Balcony above 上層露台	ENTRANCE HALL	= 入口大堂
BR	= Bedroom 睡房	FAMILY ROOM	= 家庭廳
BUILDING LINE ABOVE	= 上方之建築邊線	FLAT ROOF	= 平台
CANOPY	= 簷篷	GARDEN	= 花園
CANOPY ABOVE	= 上層簷篷	HR	= Hose Reel 消防喉轆



發展項目的住宅物業的樓面平面圖

Tower 7 座 G/F 地下

Description 描述	Flat 單位				
	A	B	C	D	
Floor-to-floor height (refers to the height between the top surface of the structural slab of a floor and the top surface of the structural slab of its immediate upper floor) of each residential property (m) 每個住宅物業的層與層之間的高度(指該樓層之石屎地台面與上一層石屎地台面之高度距離)(米)	G/F	3.050	3.050	3.150	3.150
	地下	3.150	3.150	3.200	3.200
		3.350	3.350	3.450	3.450
		3.390	3.390	3.500	3.500
		3.450	3.450	3.500	3.500
		3.500	3.500	3.550	3.550
		3.550	3.550	3.850	3.850
		3.700	3.700	3.900	3.900
		3.850	3.850	4.000	4.000
		3.900	3.900	4.050	4.050
Thickness of the floor slabs (excluding plaster) of each residential property (mm) 每個住宅物業的樓板(不包括灰泥)的厚度(毫米)	G/F	150	150	150	150
	地下	175	175	200	200
		200	200	200	200
		225	200	200	200

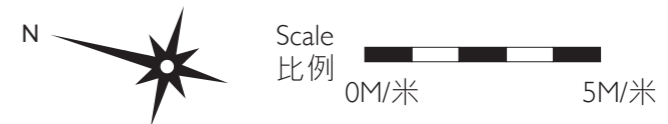
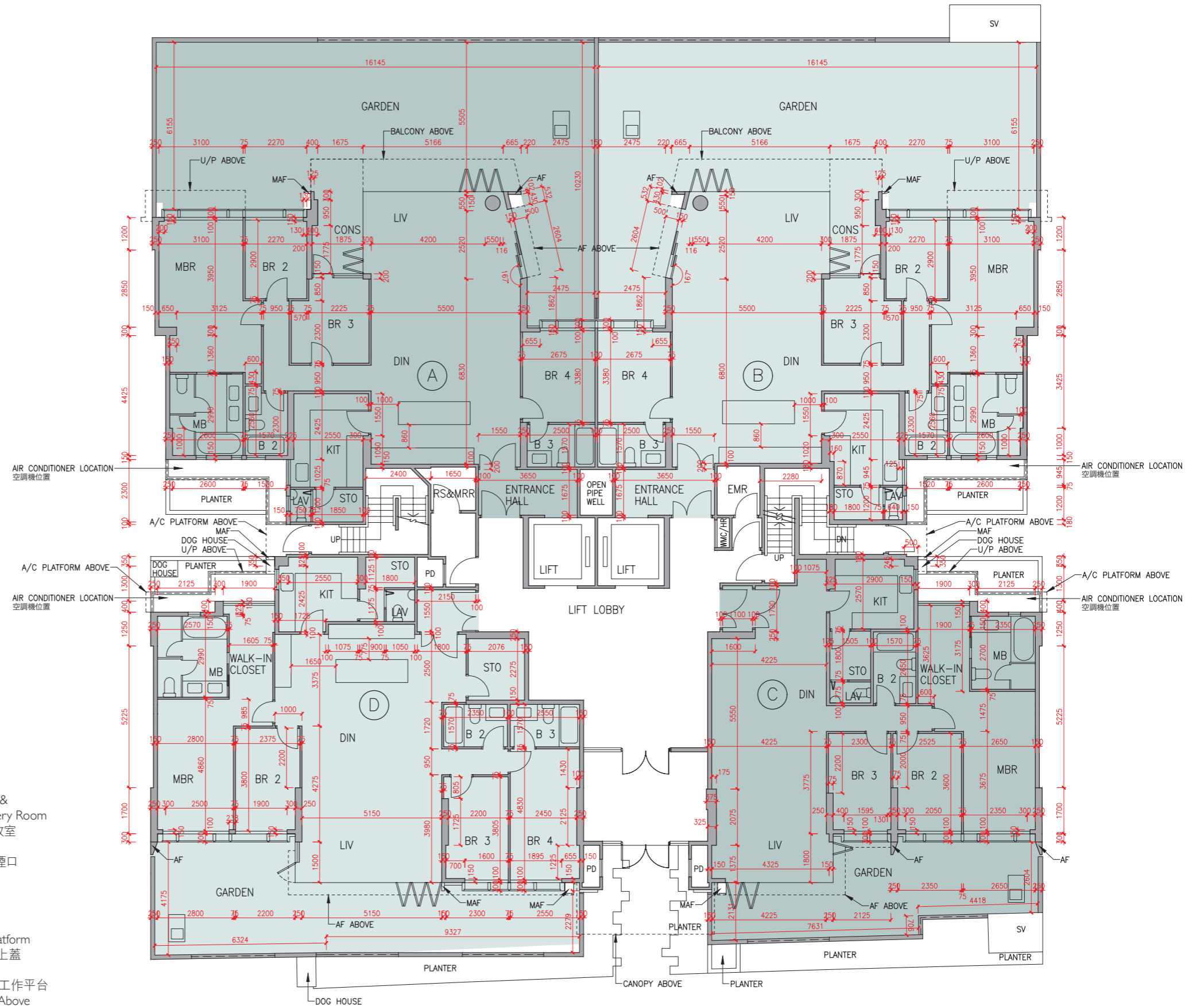
The internal areas of the residential properties on the upper floors will generally be slightly larger than those on the lower floors because of the reducing thickness of the structural walls on the upper floors.
因住宅物業的較高樓層的結構牆的厚度遞減，較高樓層的內部面積，一般比較低樓層的內部面積稍大。

Remarks: 1. The dimensions in the floor plans are all structural dimensions in millimetre.
2. The entrance hall (serving as a private lift lobby), if any, and conservatory, if any, form part of a residential property, are not common part of the Development. Where applicable, the saleable area of the relevant residential properties specified in the section "Area of Residential Properties in the Development" already includes the floor areas of such entrance hall and conservatory. The Authorised Person for the Development has certified that (a) there is no restriction on the usage of such entrance hall and conservatory which will affect owner's enjoyment of the relevant residential property and (b) such entrance hall and conservatory are made for the exclusive use of the owner of the relevant residential property.

備註：1. 樓面平面圖之尺規所列數字為以毫米標示之建築結構尺寸。
2. 入口大堂(作為私人升降機大堂)(如有)及溫室(如有)屬住宅物業一部分，並非發展項目之公用部分。如適用，在「發展項目中的住宅物業的面積」部分內所列出的有關住宅物業之實用面積包括該入口大堂及溫室之樓面面積。發展項目的認可人士已證明入口大堂及溫室(a)在使用上沒有限制亦不會對相關住宅物業業主享用該住宅物業造成影響及(b)是專供相關住宅物業業主使用而設。

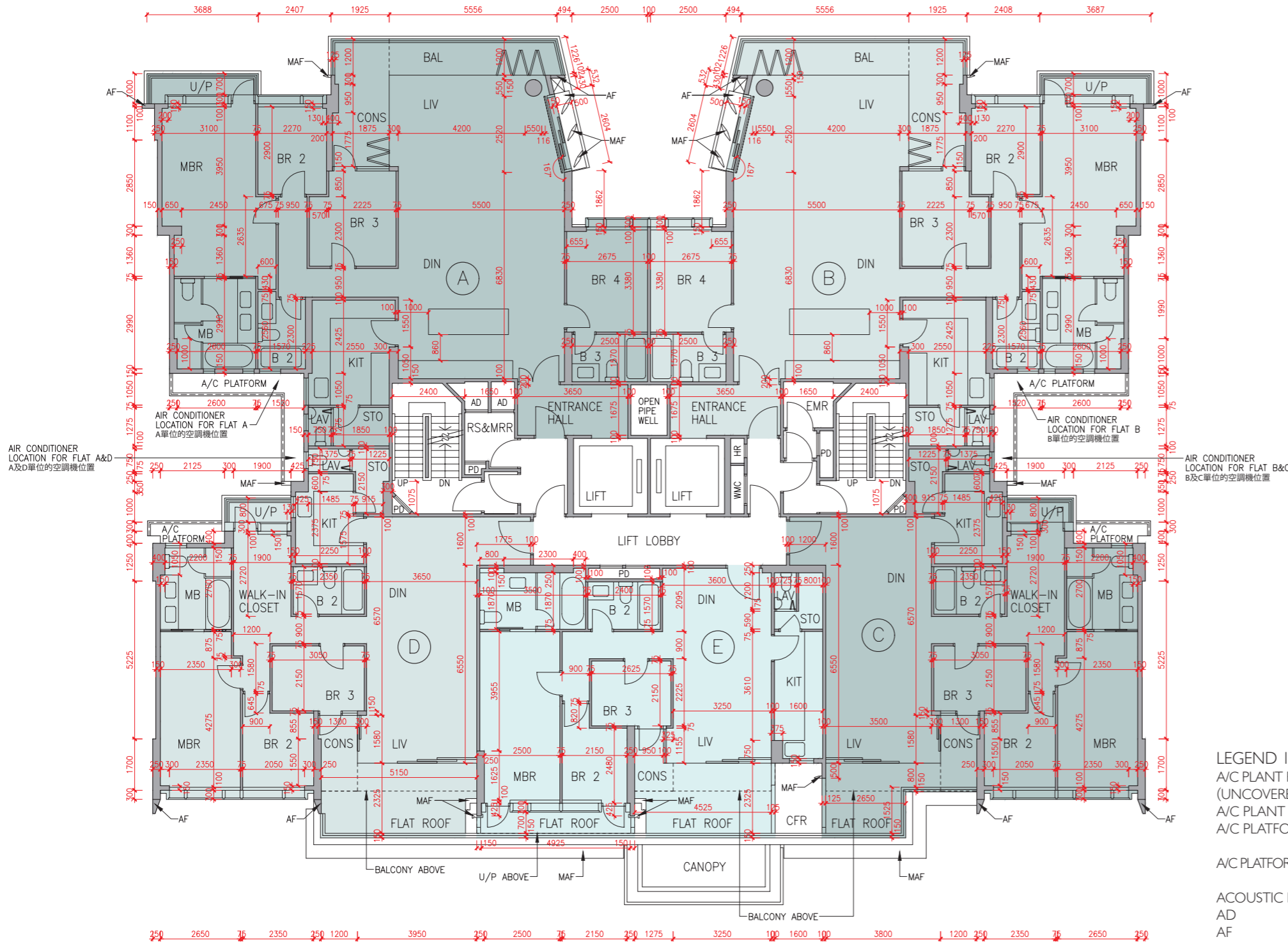
LEGEND 2 圖例 2

JACUZZI = 按摩池	RS & MRR = Refuse Storage & Material Recovery Room 垃圾及物料回收室
KIT = Kitchen 廚房	SKYLIGHT = 天窗
LAV = Lavatory 洗手間	SV = Smoke Vent 排煙口
LIFT = 升降機	STO = Store 儲物房
LIFT LOBBY = 升降機大堂	SWIMMING POOL = 游泳池
LIFT SHAFT = 升降機槽	TOP OF BALCONY = 下層露台上蓋
LIV = Living Room 客廳	TOP OF CURTAIN WALL = 幕牆頂部
LIV / DIN = Living / Dining Room 客/飯廳	TOP OF U/P = Top of Utility Platform 下層工作平台上蓋
MAF = Metal Architectural Feature 金屬建築裝飾	UP = Up 上
MBR = Master Bedroom 主人睡房	U/P = Utility Platform 工作平台
MB = Master Bathroom 主人浴室	U/P ABOVE = Utility Platform Above 上層工作平台
OPEN PIPE WELL = 開放式管道井	VOID = 中空
OWM = Openable Window For Maintenance 維修窗口	VOID ABOVE = 上層中空
PANTRY = 備餐間	WALK-IN CLOSET = 衣帽間
PLANTER = 花槽	WMC = Water Meter Cabinet 水錶箱
PITCHED ROOF = 斜天台	WMR = Water Meter Room 水錶房
PD = Pipe Duct 管道槽	
PLANTER = 花槽	
ROOF = 天台	



發展項目的住宅物業的樓面平面圖

Tower 7 座 1/F 1樓



Description 描述	Flat 單位				
	A	B	C	D	E
Floor-to-floor height (refers to the height between the top surface of the structural slab of a floor and the top surface of the structural slab of its immediate upper floor) of each residential property (m) 每個住宅物業的層與層之間的高度(指該樓層之石屎地台面與上一層石屎地台面之高度距離)(米)	I/F 1樓				
Thickness of the floor slabs (excluding plaster) of each residential property (mm) 每個住宅物業的樓板(不包括灰泥)的厚度(毫米)	3.375	3.375	3.375	3.375	3.375
	3.425	3.425	3.425	3.425	3.425
	3.465	3.465	3.465	3.465	3.465
	3.725	3.725	3.725	3.725	3.725
	3.025	3.025	3.025	3.025	3.025
	150	150	150	150	150
	175	175	175	175	175
	200	200	200	200	200
	225	225	225	225	225

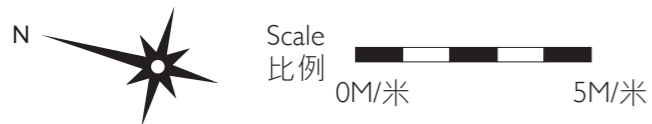
The internal areas of the residential properties on the upper floors will generally be slightly larger than those on the lower floors because of the reducing thickness of the structural walls on the upper floors.
因住宅物業的較高樓層的結構牆的厚度遞減，較高樓層的內部面積，一般比較低樓層的內部面積稍大。

Remarks: 1. The dimensions in the floor plans are all structural dimensions in millimetre.
2. The entrance hall (serving as a private lift lobby), if any, and conservatory form part of a residential property, are not common part of the Development. Where applicable, the saleable area of the relevant residential properties specified in the section "Area of Residential Properties in the Development" already includes the floor areas of such entrance hall and conservatory. The Authorised Person for the Development has certified that (a) there is no restriction on the usage of such entrance hall and conservatory which will affect owner's enjoyment of the relevant residential property and (b) such entrance hall and conservatory are made for the exclusive use of the owner of the relevant residential property.

備註: 1. 樓面平面圖之尺規所列數字為以毫米標示之建築結構尺寸。
2. 入口大堂(作為私人升降機大堂)(如有)及溫室屬住宅物業一部分，並非發展項目之公用部分。如適用，在「發展項目中的住宅物業的面積」部分內所列出的有關住宅物業之實用面積包括該入口大堂及溫室之樓面面積。發展項目的認可人士已證明入口大堂及溫室(a)在使用上沒有限制亦不會對相關住宅物業業主享用該住宅物業造成影響及(b)是專供相關住宅物業業主使用而設。

LEGEND I 圖例 1

A/C PLANT ROOM (UNCOVERED) = Air Conditioner Plant Room (uncovered) 空調機房(沒有上蓋)	CD = Cable Duct 電線管道槽
A/C PLANT ROOM = Air Conditioner Plant Room 空調機房	CFR = Common Flat Roof 公用平台
A/C PLATFORM = Air Conditioner Platform 空調機平台	CPR = Common Pitched Roof 公用傾斜屋頂
A/C PLATFORM ABOVE = Air Conditioner Platform Above 上層空調機平台	CONS = Conservatory 溫室
ACOUSTIC FIN = 隔音牆	CURTAIN WALL ABOVE = 上方之幕牆
AD = Air Duct 通風管道槽	DN = Down 下
AF = Architectural Feature 建築裝飾	DIN = Dining Room 飯廳
AF ABOVE = Architectural Feature Above 上層建築裝飾	DOG HOUSE = Mechanical & Electrical Services Duct Connecting to the Floor Below 連接下層的機電設施管道
AF ON I/F = 建築裝飾於1樓	DPMR = Drainage Pipe Maintenance Room 排水管維修房
B = Bathroom 浴室	ELV = Extra Low Voltage Duct 低電壓管道
BAL = Balcony 露台	EMR = Electricity Meter Room 電錶房
BALCONY ABOVE = Balcony above 上層露台	ENTRANCE HALL = 入口大堂
BR = Bedroom 睡房	FAMILY ROOM = 家庭廳
BUILDING LINE ABOVE = 上方之建築邊線	FLAT ROOF = 平台
CANOPY = 簷篷	GARDEN = 花園
CANOPY ABOVE = 上層簷篷	HR = Hose Reel 消防喉轆



Floor plans of residential properties in the development

發展項目的住宅物業的樓面平面圖

Tower 7 座 2/F - 6/F (4/F is omitted) 2樓-6樓(不設4樓)

Description 描述	Flat 單位				
	A	B	C	D	E
Floor-to-floor height (refers to the height between the top surface of the structural slab of a floor and the top surface of the structural slab of its immediate upper floor) of each residential property (m) 每個住宅物業的層與層之間的高度(指該樓層之石屎地台面與上一層石屎地台面之高度距離)(米)	3.375				
Thickness of the floor slabs (excluding plaster) of each residential property (mm) 每個住宅物業的樓板(不包括灰泥)的厚度(毫米)	2/F-5/F 2樓-5樓				3.150
	6/F 6樓	3.150	3.150	3.150	3.150
		3.500	3.500	3.500	3.500
		3.850	3.550	3.500	3.535
					3.550
				3.710	
				3.850	
Thickness of the floor slabs (excluding plaster) of each residential property (mm) 每個住宅物業的樓板(不包括灰泥)的厚度(毫米)	2/F-6/F 2樓-6樓	150		150	150
		175			175
		200	150		200
		225	175		200

The internal areas of the residential properties on the upper floors will generally be slightly larger than those on the lower floors because of the reducing thickness of the structural walls on the upper floors.

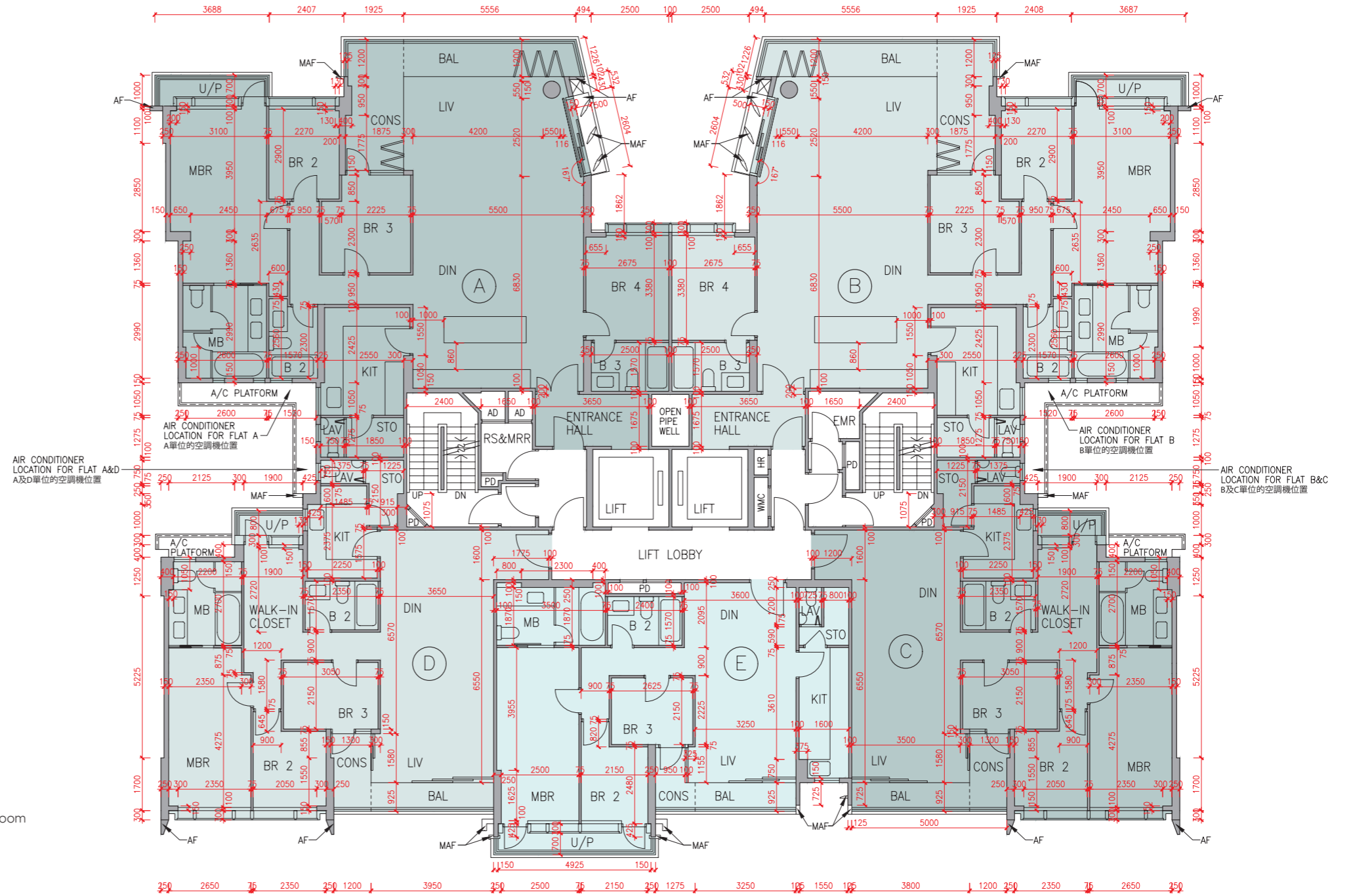
因住宅物業的較高樓層的結構牆的厚度遞減，較高樓層的內部面積，一般比較低樓層的內部面積稍大。

- Remarks: 1. The dimensions in the floor plans are all structural dimensions in millimetre.
2. The entrance hall (serving as a private lift lobby), if any, and conservatory form part of a residential property, are not common part of the Development. Where applicable, the saleable area of the relevant residential properties specified in the section "Area of Residential Properties in the Development" already includes the floor areas of such entrance hall and conservatory. The Authorised Person for the Development has certified that (a) there is no restriction on the usage of such entrance hall and conservatory which will affect owner's enjoyment of the relevant residential property and (b) such entrance hall and conservatory are made for the exclusive use of the owner of the relevant residential property.

- 備註：1. 樓面平面圖之尺規所列數字為以毫米標示之建築結構尺寸。
2. 入口大堂(作為私人升降機大堂)(如有)及溫室屬住宅物業一部分，並非發展項目之公用部分。如適用，在「發展項目中的住宅物業的面積」部分內所列出的有關住宅物業之實用面積包括該入口大堂及溫室之樓面面積。發展項目的認可人士已證明入口大堂及溫室(a)在使用上沒有限制亦不會對相關住宅物業業主享用該住宅物業造成影響及(b)是專供相關住宅物業業主使用而設。

LEGEND 2 圖例 2

JACUZZI = 按摩池	RS & MRR = Refuse Storage & Material Recovery Room 垃圾及物料回收室
KIT = Kitchen 廚房	SKYLIGHT = 天窗
LAV = Lavatory 洗手間	SV = Smoke Vent 排煙口
LIFT = 升降機	STO = Store 儲物房
LIFT LOBBY = 升降機大堂	SWIMMING POOL = 游泳池
LIFT SHAFT = 升降機槽	TOP OF BALCONY = 下層露台上蓋
LIV = Living Room 客廳	TOP OF CURTAIN WALL = 幕牆頂部
LIV / DIN = Living / Dining Room 客/飯廳	TOP OF U/P = Top of Utility Platform 下層工作平台上蓋
MAF = Metal Architectural Feature 金屬建築裝飾	UP = Up 上
MBR = Master Bedroom 主人睡房	U/P = Utility Platform 工作平台
MB = Master Bathroom 主人浴室	U/P ABOVE = Utility Platform Above 上層工作平台
OPEN PIPE WELL = 開放式管道井	VOID = 中空
OWM = Openable Window For Maintenance 維修窗口	VOID ABOVE = 上層中空
PANTRY = 備餐間	WALK-IN CLOSET = 衣帽間
PLANTER = 花槽	WMC = Water Meter Cabinet 水錶箱
PITCHED ROOF = 斜天台	WMR = Water Meter Room 水錶房
PD = Pipe Duct 管道槽	
PLANTER = 花槽	
ROOF = 天台	



Floor plans of residential properties in the development

發展項目的住宅物業的樓面平面圖

Tower 7 座 7/F 7樓

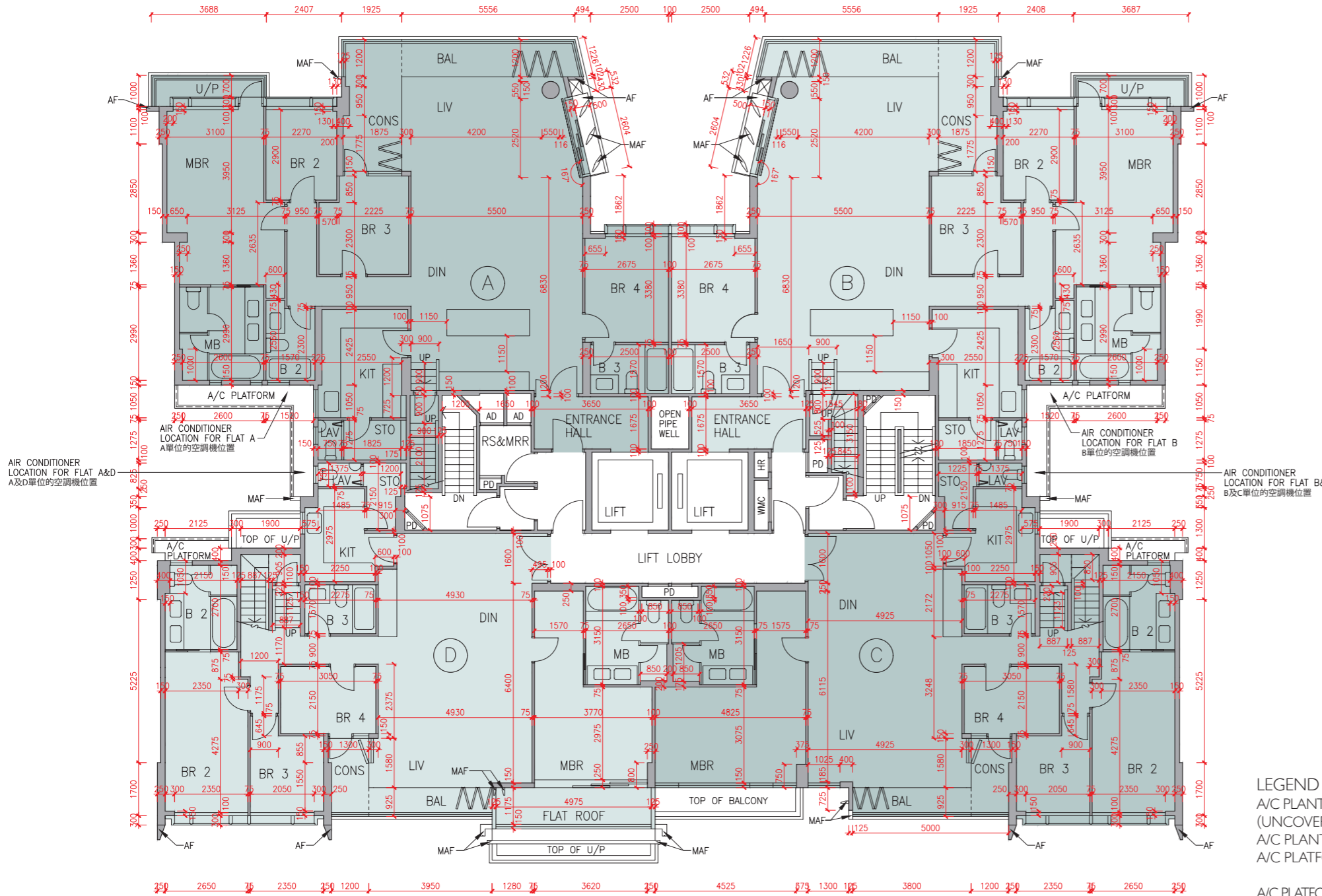
Description 描述	Flat 單位			
	A	B	C	D
Floor-to-floor height (refers to the height between the top surface of the structural slab of a floor and the top surface of the structural slab of its immediate upper floor) of each residential property (m) 每個住宅物業的層與層之間的高度(指該樓層之石屎地台面與上一層石屎地台面之高度距離)(米)	7/F	3.500	3.460	3.460
	7樓	3.540	3.500	3.500
	7樓	3.550	3.550	3.550
	7樓	3.710	3.800	3.800
	7樓	3.850	3.850	3.850
Thickness of the floor slabs (excluding plaster) of each residential property (mm) 每個住宅物業的樓板(不包括灰泥)的厚度(毫米)	7/F	150	150	150
	7樓	175	175	175
	7樓	200	200	200
	7樓	225	225	225

The internal areas of the residential properties on the upper floors will generally be slightly larger than those on the lower floors because of the reducing thickness of the structural walls on the upper floors.

因住宅物業的較高樓層的結構牆的厚度遞減，較高樓層的內部面積，一般比較低樓層的內部面積稍大。

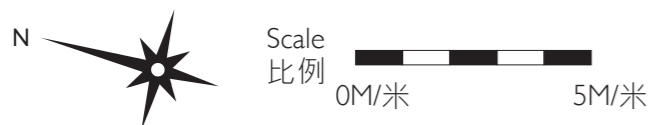
Remarks: 1. The dimensions in the floor plans are all structural dimensions in millimetre.
2. The entrance hall (serving as a private lift lobby), if any, and conservatory form part of a residential property, are not common part of the Development. Where applicable, the saleable area of the relevant residential properties specified in the section "Area of Residential Properties in the Development" already includes the floor areas of such entrance hall and conservatory. The Authorised Person for the Development has certified that (a) there is no restriction on the usage of such entrance hall and conservatory which will affect owner's enjoyment of the relevant residential property and (b) such entrance hall and conservatory are made for the exclusive use of the owner of the relevant residential property.

備註: 1. 樓面平面圖之尺規所列數字為以毫米標示之建築結構尺寸。
2. 入口大堂(作為私人升降機大堂)(如有)及溫室屬住宅物業一部分，並非發展項目之公用部分。如適用，在「發展項目中的住宅物業的面積」部分內所列出的有關住宅物業之實用面積包括該入口大堂及溫室之樓面面積。發展項目的認可人士已證明入口大堂及溫室(a)在使用上沒有限制亦不會對相關住宅物業業主享用該住宅物業造成影響及(b)是專供相關住宅物業業主使用而設。



LEGEND I 圖例 1

A/C PLANT ROOM (UNCOVERED) = Air Conditioner Plant Room (uncovered) 空調機房(沒有上蓋)	CD = Cable Duct 電線管道槽
A/C PLANT ROOM = Air Conditioner Plant Room 空調機房	CFR = Common Flat Roof 公用平台
A/C PLATFORM = Air Conditioner Platform 空調機平台	CPR = Common Pitched Roof 公用傾斜屋頂
A/C PLATFORM ABOVE = Air Conditioner Platform Above 上層空調機平台	CONS = Conservatory 溫室
ACOUSTIC FIN = 隔音牆	CURTAIN WALL ABOVE = 上方之幕牆
AD = Air Duct 通風管道槽	DN = Down 下
AF = Architectural Feature 建築裝飾	DIN = Dining Room 飯廳
AF ABOVE = Architectural Feature Above 上層建築裝飾	DOG HOUSE = Mechanical & Electrical Services Duct Connecting to the Floor Below 連接下層的機電設施管道
AF ON I/F = 建築裝飾於1樓	DPMR = Drainage Pipe Maintenance Room 排水管維修房
B = Bathroom 浴室	ELV = Extra Low Voltage Duct 低電壓管道
BAL = Balcony 露台	EMR = Electricity Meter Room 電錶房
BALCONY ABOVE = Balcony above 上層露台	ENTRANCE HALL = 入口大堂
BR = Bedroom 睡房	FAMILY ROOM = 家庭廳
BUILDING LINE ABOVE = 上方之建築邊線	FLAT ROOF = 平台
CANOPY = 簷篷	GARDEN = 花園
CANOPY ABOVE = 上層簷篷	HR = Hose Reel 消防喉轆



Floor plans of residential properties in the development

發展項目的住宅物業的樓面平面圖

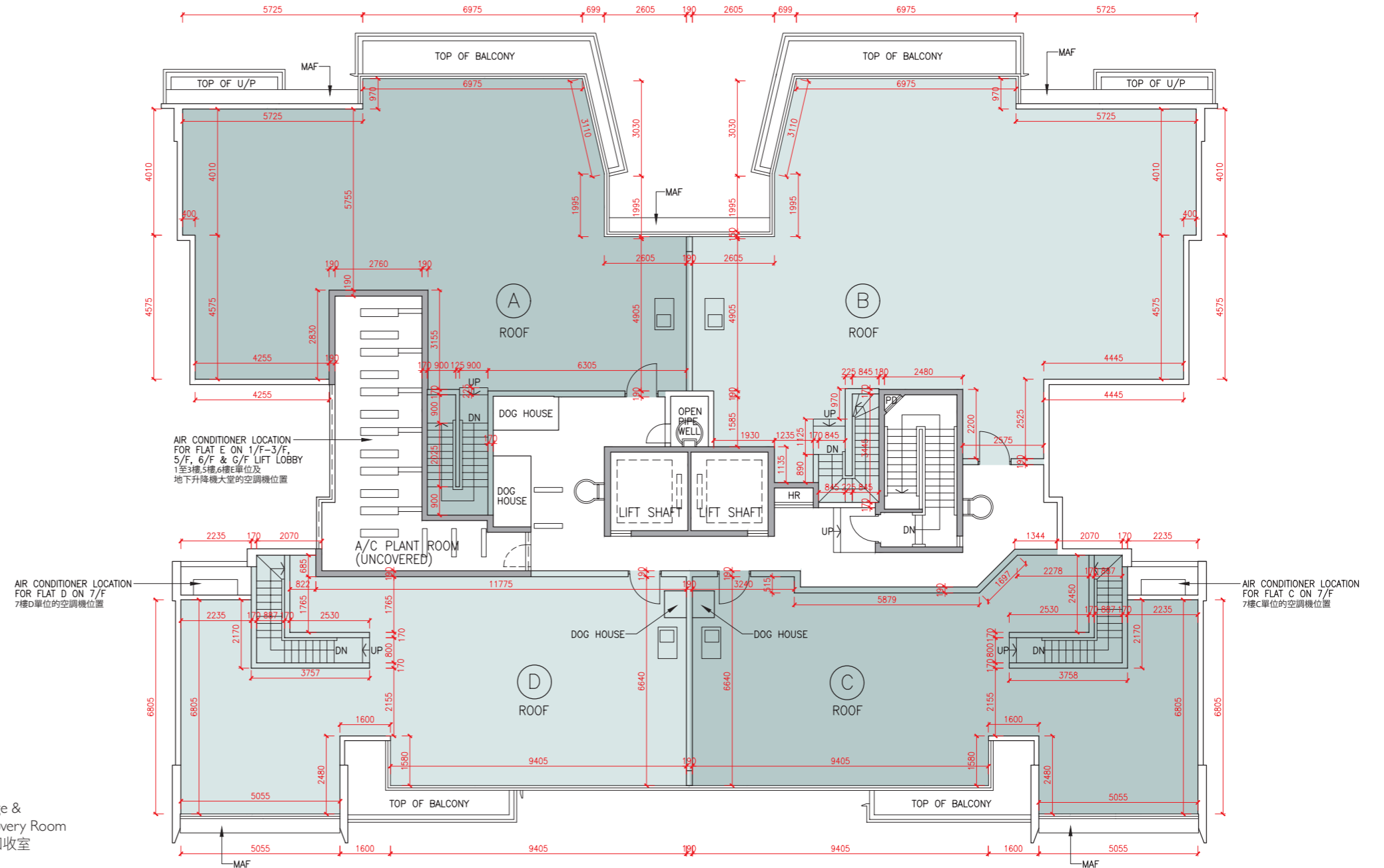
Tower 7 座 Roof 天台

The internal areas of the residential properties on the upper floors will generally be slightly larger than those on the lower floors because of the reducing thickness of the structural walls on the upper floors.

因住宅物業的較高樓層的結構牆的厚度遞減，較高樓層的內部面積，一般比較低樓層的內部面積稍大。

Remark: The dimensions in the floor plans are all structural dimensions in millimetre.

備註：樓面平面圖之尺規所列數字為以毫米標示之建築結構尺寸。



LEGEND 2 圖例 2

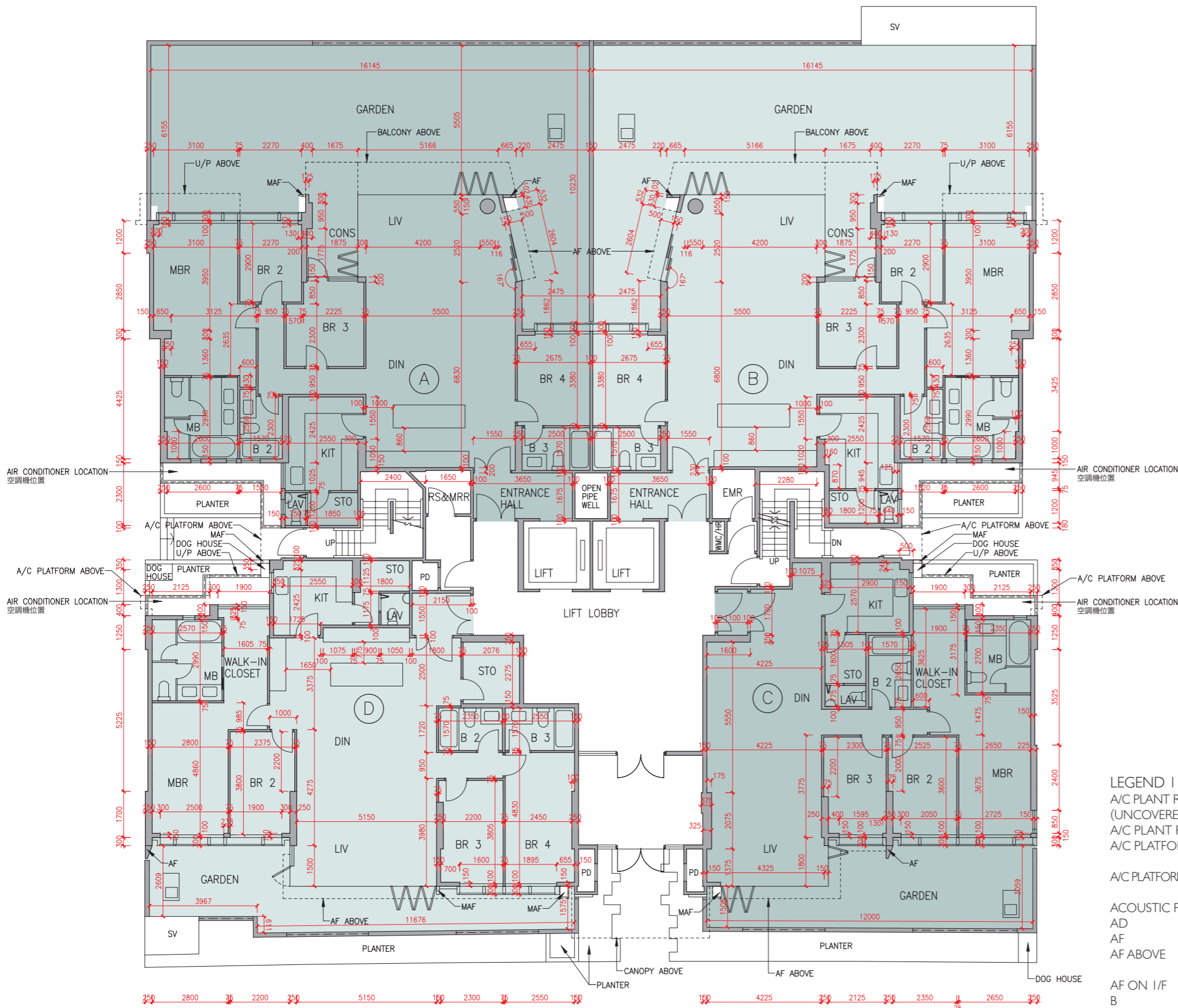
JACUZZI	= 按摩池	RS & MRR	= Refuse Storage & Material Recovery Room 垃圾及物料回收室
KIT	= Kitchen 廚房	SKYLIGHT	= 天窗
LAV	= Lavatory 洗手間	SV	= Smoke Vent 排煙口
LIFT	= 升降機	STO	= Store 儲物房
LIFT LOBBY	= 升降機大堂	SWIMMING POOL	= 游泳池
LIFT SHAFT	= 升降機槽	TOP OF BALCONY	= 下層露台上蓋
LIV	= Living Room 客廳	TOP OF CURTAIN WALL	= 幕牆頂部
LIV / DIN	= Living / Dining Room 客/飯廳	TOP OF U/P	= Top of Utility Platform 下層工作平台上蓋
MAF	= Metal Architectural Feature 金屬建築裝飾	UP	= Up 上
MBR	= Master Bedroom 主人睡房	U/P	= Utility Platform 工作平台
MB	= Master Bathroom 主人浴室	U/P ABOVE	= Utility Platform Above 上層工作平台
OPEN PIPE WELL	= 開放式管道井	VOID	= 中空
OWM	= Openable Window For Maintenance 維修窗口	VOID ABOVE	= 上層中空
PANTRY	= 備餐間	WALK-IN CLOSET	= 衣帽間
PLANTER	= 花槽	WMC	= Water Meter Cabinet 水錶箱
PITCHED ROOF	= 斜天台	WMR	= Water Meter Room 水錶房
PD	= Pipe Duct 管道槽		
PLANTER	= 花槽		
ROOF	= 天台		



Scale 比例
0M/米 5M/米

發展項目的住宅物業的樓面平面圖

Tower 8 座 G/F 地下



Description 描述	Flat 單位			
	A	B	C	D
Floor-to-floor height (refers to the height between the top surface of the structural slab of a floor and the top surface of the structural slab of its immediate upper floor) of each residential property (m) 每個住宅物業的層與層之間的高度(指該樓層之石屎地台面與上一層石屎地台面之高度距離)(米)	3.050	3.050		
	3.150	3.150		
	3.350	3.350	3.150	3.150
	3.390	3.390	3.200	3.200
	3.390	3.450	3.450	3.300
	3.450	3.500	3.500	3.450
	3.500	3.550	3.500	3.500
	3.550	3.700	3.550	3.550
	3.700	3.850	3.850	3.850
	4.000	3.900	3.900	3.900
4.050	4.050			
Thickness of the floor slabs (excluding plaster) of each residential property (mm) 每個住宅物業的樓板(不包括灰泥)的厚度(毫米)	150			
	175			
	200	150		
	225	175	150	200
		200		

The internal areas of the residential properties on the upper floors will generally be slightly larger than those on the lower floors because of the reducing thickness of the structural walls on the upper floors.

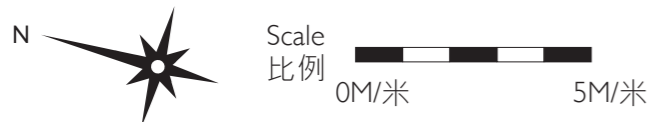
因住宅物業的較高樓層的結構牆的厚度遞減，較高樓層的內部面積，一般比較低樓層的內部面積稍大。

Remarks : 1. The dimensions in the floor plans are all structural dimensions in millimetre.
2. The entrance hall (serving as a private lift lobby), if any, and conservatory, if any, form part of a residential property, are not common part of the Development. Where applicable, the saleable area of the relevant residential properties specified in the section "Area of Residential Properties in the Development" already includes the floor areas of such entrance hall and conservatory. The Authorised Person for the Development has certified that (a) there is no restriction on the usage of such entrance hall and conservatory which will affect owner's enjoyment of the relevant residential property and (b) such entrance hall and conservatory are made for the exclusive use of the owner of the relevant residential property.

備註：1. 樓面平面圖之尺規所列數字為以毫米標示之建築結構尺寸。
2. 入口大堂(作為私人升降機大堂)(如有)及溫室(如有)屬住宅物業一部分，並非發展項目之公用部分。如適用，在「發展項目中的住宅物業的面積」部分內所列出的有關住宅物業之實用面積包括該入口大堂及溫室之樓面面積。發展項目的認可人士已證明入口大堂及溫室(a)在使用上沒有限制亦不會對相關住宅物業業主享用該住宅物業造成影響及(b)是專供相關住宅物業業主使用而設。

LEGEND I 圖例 1

A/C PLANT ROOM (UNCOVERED)	= Air Conditioner Plant Room (uncovered) 空調機房(沒有上蓋)	CD	= Cable Duct 電線管道槽
A/C PLANT ROOM	= Air Conditioner Plant Room 空調機房	CFR	= Common Flat Roof 公用平台
A/C PLATFORM	= Air Conditioner Platform 空調機平台	CPR	= Common Pitched Roof 公用傾斜屋頂
A/C PLATFORM ABOVE	= Air Conditioner Platform Above 上層空調機平台	CONS	= Conservatory 溫室
ACOUSTIC FIN	= 隔音牆	CURTAIN WALL ABOVE	= 上方之幕牆
AD	= Air Duct 通風管道槽	DN	= Down 下
AF	= Architectural Feature 建築裝飾	DIN	= Dining Room 飯廳
AF ABOVE	= Architectural Feature Above 上層建築裝飾	DOG HOUSE	= Mechanical & Electrical Services Duct Connecting to the Floor Below 連接下層的機電設施管道
AF ON I/F	= 建築裝飾於1樓	DPMR	= Drainage Pipe Maintenance Room 排水管維修房
B	= Bathroom 浴室	ELV	= Extra Low Voltage Duct 低電壓管道
BAL	= Balcony 露台	EMR	= Electricity Meter Room 電錶房
BALCONY ABOVE	= Balcony above 上層露台	ENTRANCE HALL	= 入口大堂
BR	= Bedroom 睡房	FAMILY ROOM	= 家庭廳
BUILDING LINE ABOVE	= 上方之建築邊線	FLAT ROOF	= 平台
CANOPY	= 簷篷	GARDEN	= 花園
CANOPY ABOVE	= 上層簷篷	HR	= Hose Reel 消防喉轆



發展項目的住宅物業的樓面平面圖

Tower 8 座 I/F 1樓

Description 描述	Flat 單位				
	A	B	C	D	E
Floor-to-floor height (refers to the height between the top surface of the structural slab of a floor and the top surface of the structural slab of its immediate upper floor) of each residential property (m) 每個住宅物業的層與層之間的高度(指該樓層之石屎地台面與上一層石屎地台面之高度距離)(米)	3.375		3.375	3.025	3.025
Thickness of the floor slabs (excluding plaster) of each residential property (mm) 每個住宅物業的樓板(不包括灰泥)的厚度(毫米)	150				
	175		150		
	200		175		
	225			150	200

The internal areas of the residential properties on the upper floors will generally be slightly larger than those on the lower floors because of the reducing thickness of the structural walls on the upper floors.

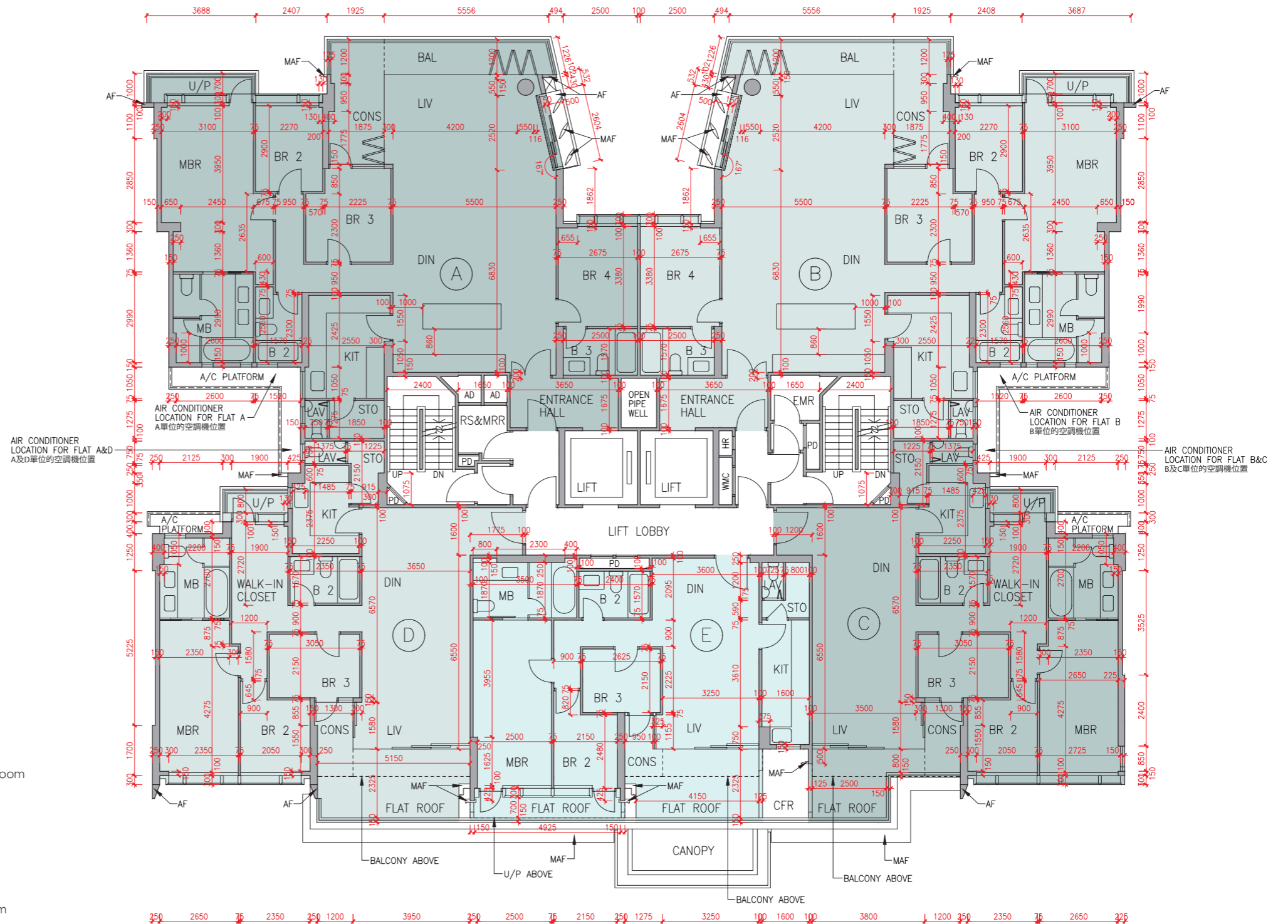
因住宅物業的較高樓層的結構牆的厚度遞減，較高樓層的內部面積，一般比較低樓層的內部面積稍大。

Remarks: 1. The dimensions in the floor plans are all structural dimensions in millimetre.
2. The entrance hall (serving as a private lift lobby), if any, and conservatory form part of a residential property, are not common part of the Development. Where applicable, the saleable area of the relevant residential properties specified in the section "Area of Residential Properties in the Development" already includes the floor areas of such entrance hall and conservatory. The Authorised Person for the Development has certified that (a) there is no restriction on the usage of such entrance hall and conservatory which will affect owner's enjoyment of the relevant residential property and (b) such entrance hall and conservatory are made for the exclusive use of the owner of the relevant residential property.

備註：1. 樓面平面圖之尺規所列數字為以毫米標示之建築結構尺寸。
2. 入口大堂(作為私人升降機大堂)(如有)及溫室屬住宅物業一部分，並非發展項目之公用部分。如適用，在「發展項目中的住宅物業的面積」部分內所列出的有關住宅物業之實用面積包括該入口大堂及溫室之樓面面積。發展項目的認可人士已證明入口大堂及溫室(a)在使用上沒有限制亦不會對相關住宅物業業主享用該住宅物業造成影響及(b)是專供相關住宅物業業主使用而設。

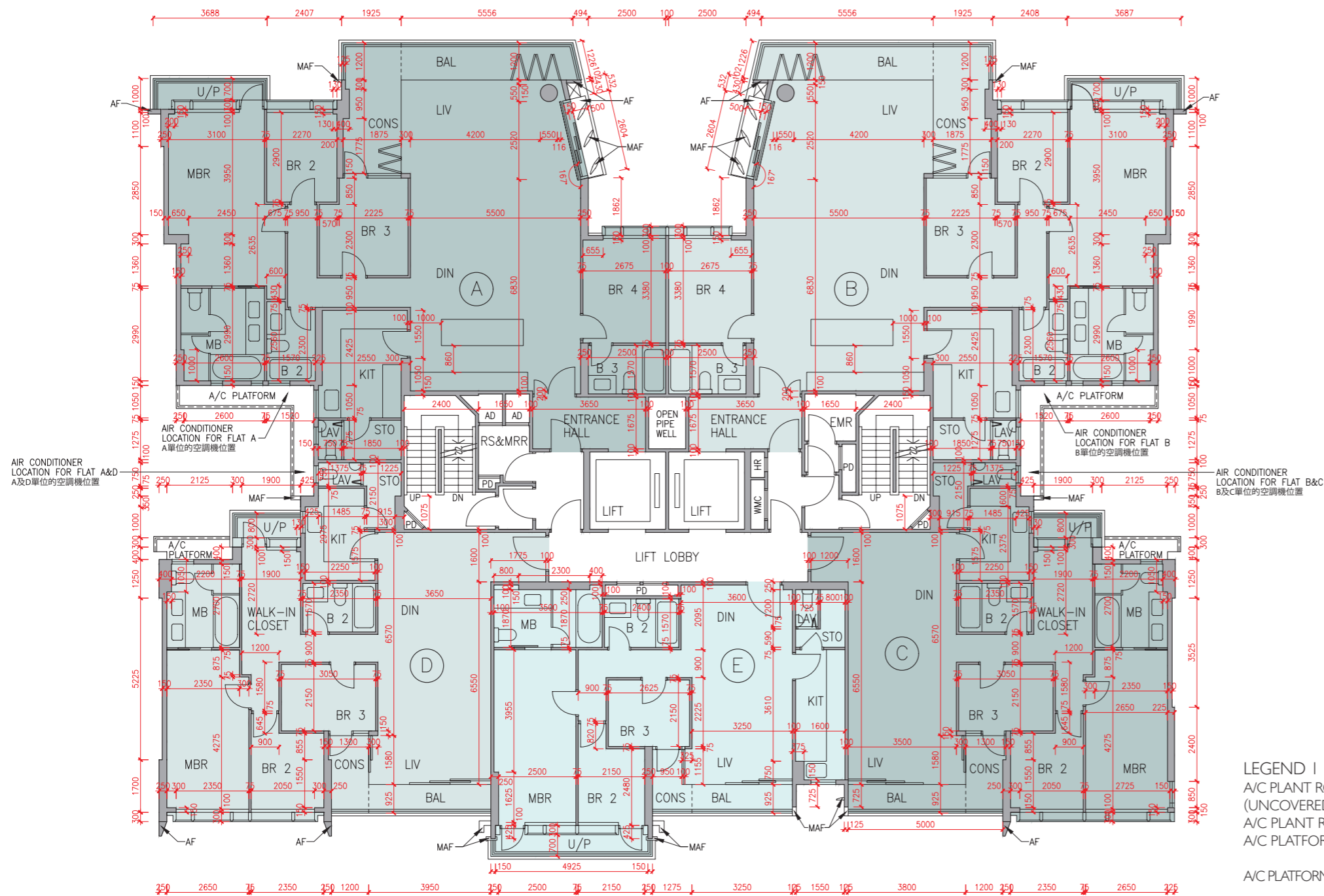
LEGEND 2 圖例 2

JACUZZI = 按摩池	RS & MRR = Refuse Storage & Material Recovery Room 垃圾及物料回收室
KIT = Kitchen 廚房	SKYLIGHT = 天窗
LAV = Lavatory 洗手間	SV = Smoke Vent 排煙口
LIFT = 升降機	STO = Store 儲物房
LIFT LOBBY = 升降機大堂	SWIMMING POOL = 游泳池
LIFT SHAFT = 升降機槽	TOP OF BALCONY = 下層露台上蓋
LIV = Living Room 客廳	TOP OF CURTAIN WALL = 幕牆頂部
LIV / DIN = Living / Dining Room 客/飯廳	TOP OF U/P = Top of Utility Platform 下層工作平台上蓋
MAF = Metal Architectural Feature 金屬建築裝飾	UP = Up 上
MBR = Master Bedroom 主人睡房	U/P = Utility Platform 工作平台
MB = Master Bathroom 主人浴室	U/P ABOVE = Utility Platform Above 上層工作平台
OPEN PIPE WELL = 開放式管道井	VOID = 中空
OWM = Openable Window For Maintenance 維修窗口	VOID ABOVE = 上層中空
PANTRY = 備餐間	WALK-IN CLOSET = 衣帽間
PLANTER = 花槽	WMC = Water Meter Cabinet 水錶箱
PITCHED ROOF = 斜天台	WMR = Water Meter Room 水錶房
PD = Pipe Duct 管道槽	
PLANTER = 花槽	
ROOF = 天台	



發展項目的住宅物業的樓面平面圖

Tower 8 座 2/F - 6/F (4/F is omitted) 2樓-6樓(不設4樓)



Description 描述	Flat 單位				
	A	B	C	D	E
Floor-to-floor height (refers to the height between the top surface of the structural slab of a floor and the top surface of the structural slab of its immediate upper floor) of each residential property (m) 每個住宅物業的層與層之間的高度(指該樓層之石屎地台面與上一層石屎地台面之高度距離)(米)	2/F-5/F 2樓-5樓				
	3.375				
Thickness of the floor slabs (excluding plaster) of each residential property (mm) 每個住宅物業的樓板(不包括灰泥)的厚度(毫米)	2/F-5/F & 6/F 2樓-5樓及6樓				
	150	175	150	150	150
	175				
	200				
	225				
		175			
			150		200

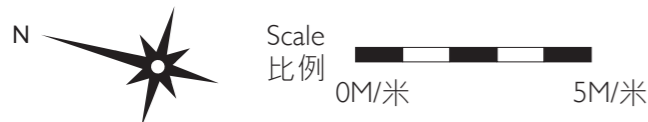
The internal areas of the residential properties on the upper floors will generally be slightly larger than those on the lower floors because of the reducing thickness of the structural walls on the upper floors.
因住宅物業的較高樓層的結構牆的厚度遞減，較高樓層的內部面積，一般比較低樓層的內部面積稍大。

Remarks : 1. The dimensions in the floor plans are all structural dimensions in millimetre.
2. The entrance hall (serving as a private lift lobby), if any, and conservatory form part of a residential property, are not common part of the Development. Where applicable, the saleable area of the relevant residential properties specified in the section "Area of Residential Properties in the Development" already includes the floor areas of such entrance hall and conservatory. The Authorised Person for the Development has certified that (a) there is no restriction on the usage of such entrance hall and conservatory which will affect owner's enjoyment of the relevant residential property and (b) such entrance hall and conservatory are made for the exclusive use of the owner of the relevant residential property.

備註：1. 樓面平面圖之尺規所列數字為以毫米標示之建築結構尺寸。
2. 入口大堂(作為私人升降機大堂)(如有)及溫室屬住宅物業一部分，並非發展項目之公用部分。如適用，在「發展項目中的住宅物業的面積」部分內所列出的有關住宅物業之實用面積包括該入口大堂及溫室之樓面面積。發展項目的認可人士已證明入口大堂及溫室(a)在使用上沒有限制亦不會對相關住宅物業業主享用該住宅物業造成影響及(b)是專供相關住宅物業業主使用而設。

LEGEND I 圖例 1

A/C PLANT ROOM (UNCOVERED)	= Air Conditioner Plant Room (uncovered) 空調機房(沒有上蓋)	CD	= Cable Duct 電線管道槽
A/C PLANT ROOM	= Air Conditioner Plant Room 空調機房	CFR	= Common Flat Roof 公用平台
A/C PLATFORM	= Air Conditioner Platform 空調機平台	CPR	= Common Pitched Roof 公用傾斜屋頂
A/C PLATFORM ABOVE	= Air Conditioner Platform Above 上層空調機平台	CONS	= Conservatory 溫室
ACOUSTIC FIN	= 隔音牆	CURTAIN WALL ABOVE	= 上方之幕牆
AD	= Air Duct 通風管道槽	DN	= Down 下
AF	= Architectural Feature 建築裝飾	DIN	= Dining Room 飯廳
AF ABOVE	= Architectural Feature Above 上層建築裝飾	DOG HOUSE	= Mechanical & Electrical Services Duct Connecting to the Floor Below 連接下層的機電設施管道
AF ON I/F	= 建築裝飾於1樓	DPMR	= Drainage Pipe Maintenance Room 排水管維修房
B	= Bathroom 浴室	ELV	= Extra Low Voltage Duct 低電壓管道
BAL	= Balcony 露台	EMR	= Electricity Meter Room 電錶房
BALCONY ABOVE	= Balcony above 上層露台	ENTRANCE HALL	= 入口大堂
BR	= Bedroom 睡房	FAMILY ROOM	= 家庭廳
BUILDING LINE ABOVE	= 上方之建築邊線	FLAT ROOF	= 平台
CANOPY	= 簷篷	GARDEN	= 花園
CANOPY ABOVE	= 上層簷篷	HR	= Hose Reel 消防喉轆



發展項目的住宅物業的樓面平面圖

Tower 8 座 7/F 7樓

Description 描述	Flat 單位				
	A	B	C	D	
Floor-to-floor height (refers to the height between the top surface of the structural slab of a floor and the top surface of the structural slab of its immediate upper floor) of each residential property (m) 每個住宅物業的層與層之間的高度 (指該樓層之石屎地台面與上一層石屎地台面之高度距離)(米)	7/F	3.500	3.460	3.500	3.460
	7樓	3.540	3.500	3.550	3.510
		3.550	3.550	3.550	3.550
		3.710	3.800	3.800	3.800
		3.850	3.850	3.850	3.850
		3.950	3.950	3.950	3.950
Thickness of the floor slabs (excluding plaster) of each residential property (mm) 每個住宅物業的樓板 (不包括灰泥)的厚度(毫米)	7/F	150	150	150	150
	7樓	175	175	175	175
		200	200	200	200

The internal areas of the residential properties on the upper floors will generally be slightly larger than those on the lower floors because of the reducing thickness of the structural walls on the upper floors.

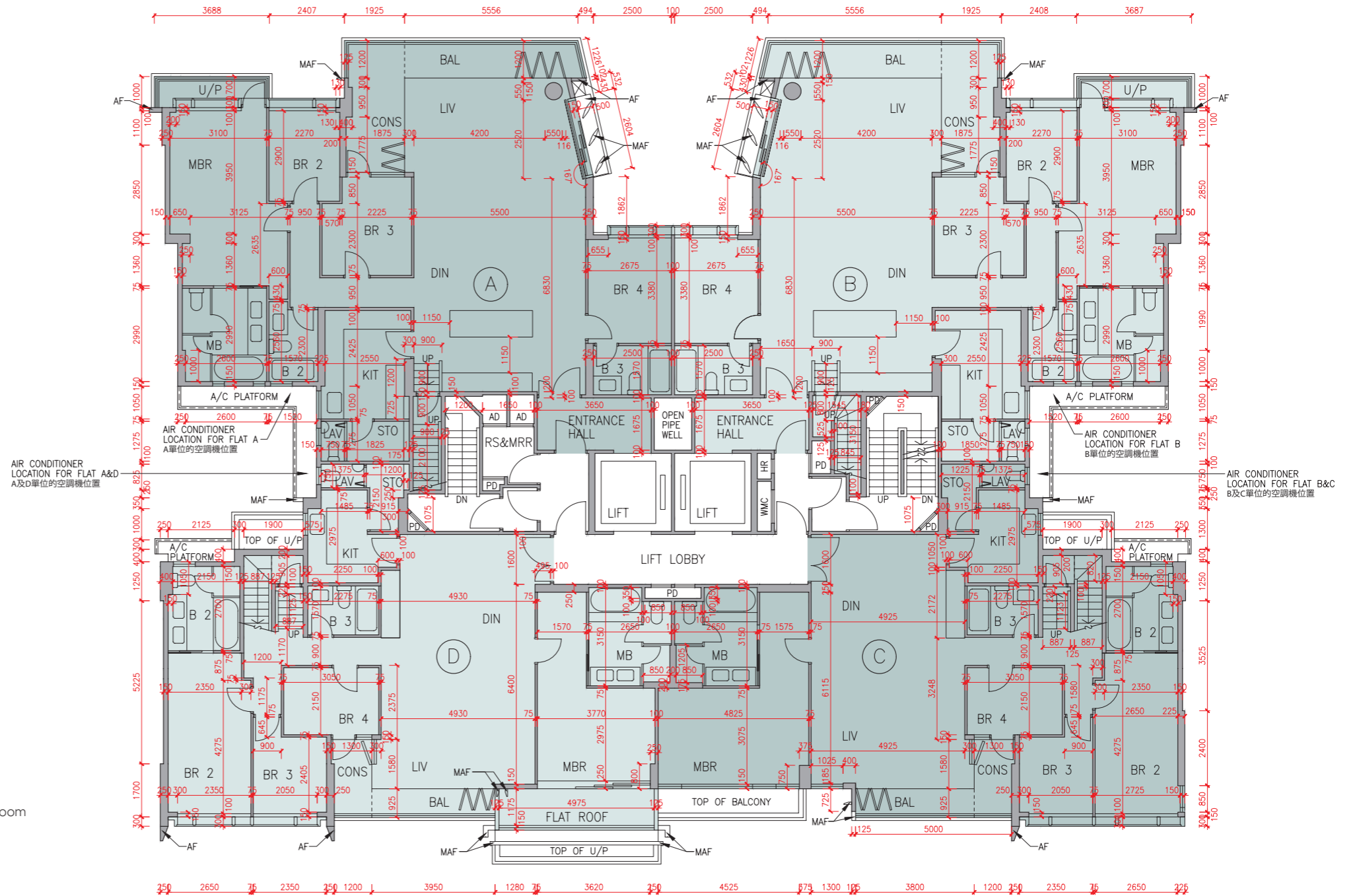
因住宅物業的較高樓層的結構牆的厚度遞減，較高樓層的內部面積，一般比較低樓層的內部面積稍大。

Remarks: 1. The dimensions in the floor plans are all structural dimensions in millimetre.
2. The entrance hall (serving as a private lift lobby), if any, and conservatory form part of a residential property, are not common part of the Development. Where applicable, the saleable area of the relevant residential properties specified in the section "Area of Residential Properties in the Development" already includes the floor areas of such entrance hall and conservatory. The Authorised Person for the Development has certified that (a) there is no restriction on the usage of such entrance hall and conservatory which will affect owner's enjoyment of the relevant residential property and (b) such entrance hall and conservatory are made for the exclusive use of the owner of the relevant residential property.

備註：1. 樓面平面圖之尺規所列數字為以毫米標示之建築結構尺寸。
2. 入口大堂(作為私人升降機大堂)(如有)及溫室屬住宅物業一部分，並非發展項目之公用部分。如適用，在「發展項目中的住宅物業的面積」部分內所列出的有關住宅物業之實用面積包括該入口大堂及溫室之樓面面積。發展項目的認可人士已證明入口大堂及溫室(a)在使用上沒有限制亦不會對相關住宅物業業主享用該住宅物業造成影響及(b)是專供相關住宅物業業主使用而設。

LEGEND 2 圖例 2

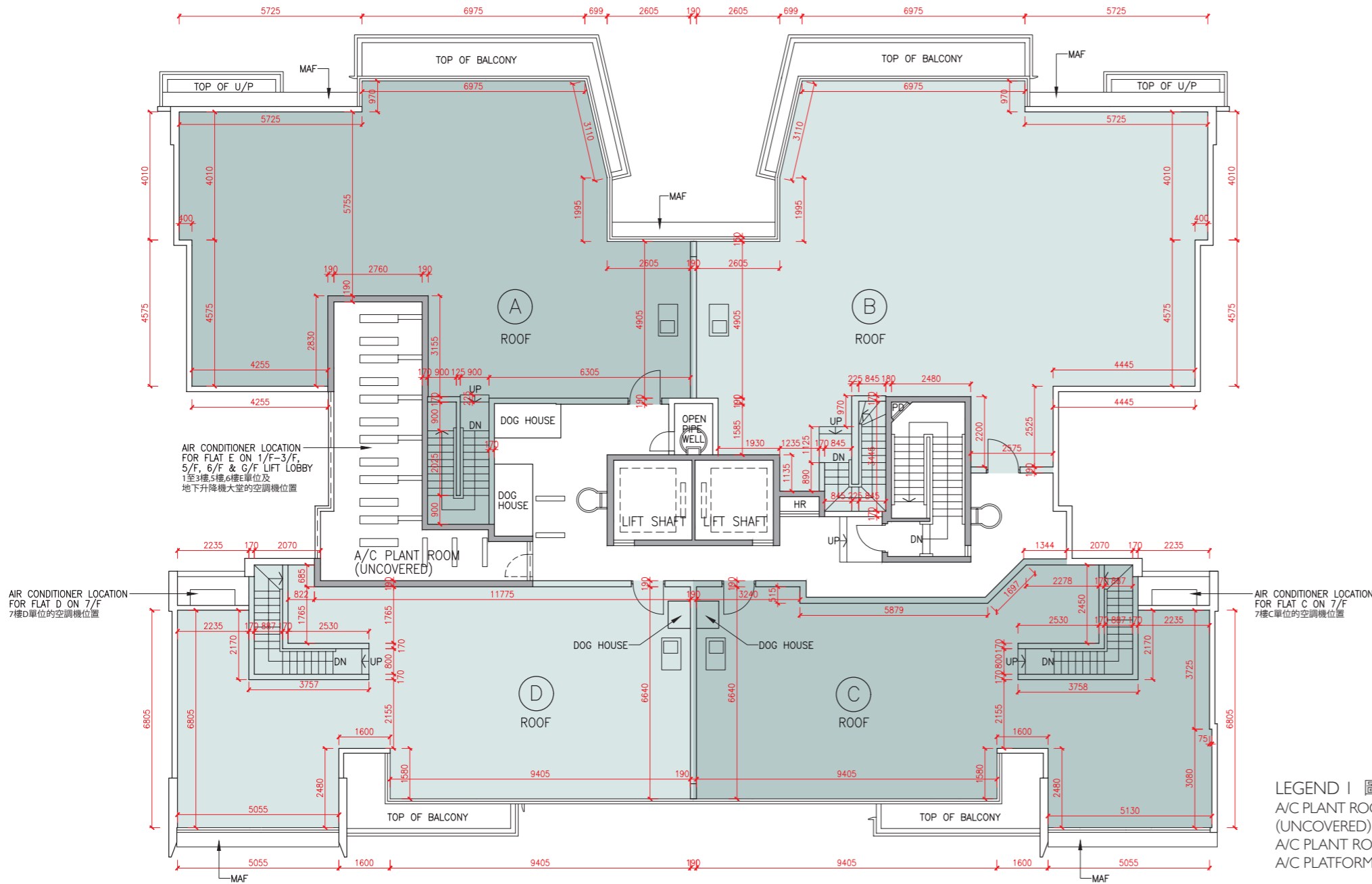
JACUZZI = 按摩池	RS & MRR = Refuse Storage & Material Recovery Room 垃圾及物料回收室
KIT = Kitchen 廚房	SKYLIGHT = 天窗
LAV = Lavatory 洗手間	SV = Smoke Vent 排煙口
LIFT = 升降機	STO = Store 儲物房
LIFT LOBBY = 升降機大堂	SWIMMING POOL = 游泳池
LIFT SHAFT = 升降機槽	TOP OF BALCONY = 下層露台上蓋
LIV = Living Room 客廳	TOP OF CURTAIN WALL = 幕牆頂部
LIV / DIN = Living / Dining Room 客/飯廳	TOP OF U/P = Top of Utility Platform 下層工作平台上蓋
MAF = Metal Architectural Feature 金屬建築裝飾	UP = Up 上
MBR = Master Bedroom 主人睡房	U/P = Utility Platform 工作平台
MB = Master Bathroom 主人浴室	U/P ABOVE = Utility Platform Above 上層工作平台
OPEN PIPE WELL = 開放式管道井	VOID = 中空
OWM = Openable Window For Maintenance 維修窗口	VOID ABOVE = 上層中空
PANTRY = 備餐間	WALK-IN CLOSET = 衣帽間
PLANTER = 花槽	WMC = Water Meter Cabinet 水錶箱
PITCHED ROOF = 斜天台	WMR = Water Meter Room 水錶房
PD = Pipe Duct 管道槽	
PLANTER = 花槽	
ROOF = 天台	



Floor plans of residential properties in the development

發展項目的住宅物業的樓面平面圖

Tower 8 座 Roof 天台

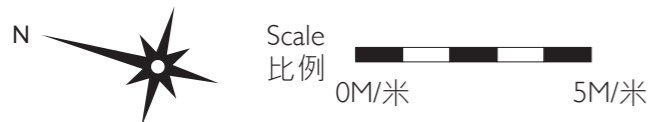


The internal areas of the residential properties on the upper floors will generally be slightly larger than those on the lower floors because of the reducing thickness of the structural walls on the upper floors.
 因住宅物業的較高樓層的結構牆的厚度遞減，較高樓層的內部面積，一般比較低樓層的內部面積稍大。

Remark: The dimensions in the floor plans are all structural dimensions in millimetre.
 備註：樓面平面圖之尺規所列數字為以毫米標示之建築結構尺寸。

LEGEND | 圖例 1

A/C PLANT ROOM (UNCOVERED)	= Air Conditioner Plant Room (uncovered) 空調機房(沒有上蓋)	CD	= Cable Duct 電線管道槽
A/C PLANT ROOM	= Air Conditioner Plant Room 空調機房	CFR	= Common Flat Roof 公用平台
A/C PLATFORM	= Air Conditioner Platform 空調機平台	CPR	= Common Pitched Roof 公用傾斜屋頂
A/C PLATFORM ABOVE	= Air Conditioner Platform Above 上層空調機平台	CONS	= Conservatory 溫室
ACOUSTIC FIN	= 隔音牆	CURTAIN WALL ABOVE	= 上方之幕牆
AD	= Air Duct 通風管道槽	DN	= Down 下
AF	= Architectural Feature 建築裝飾	DIN	= Dining Room 飯廳
AF ABOVE	= Architectural Feature Above 上層建築裝飾	DOG HOUSE	= Mechanical & Electrical Services Duct Connecting to the Floor Below 連接下層的機電設施管道
AF ON I/F	= 建築裝飾於1樓	DPMR	= Drainage Pipe Maintenance Room 排水管維修房
B	= Bathroom 浴室	ELV	= Extra Low Voltage Duct 低電壓管道
BAL	= Balcony 露台	EMR	= Electricity Meter Room 電錶房
BALCONY ABOVE	= Balcony above 上層露台	ENTRANCE HALL	= 入口大堂
BR	= Bedroom 睡房	FAMILY ROOM	= 家庭廳
BUILDING LINE ABOVE	= 上方之建築邊線	FLAT ROOF	= 平台
CANOPY	= 簷篷	GARDEN	= 花園
CANOPY ABOVE	= 上層簷篷	HR	= Hose Reel 消防喉轆



Floor plans of residential properties in the development

發展項目的住宅物業的樓面平面圖

Tower 9 座 G/F 地下

Description 描述	Flat 單位			
	A	B	C	D
Floor-to-floor height (refers to the height between the top surface of the structural slab of a floor and the top surface of the structural slab of its immediate upper floor) of each residential property (m) 每個住宅物業的層與層之間的高度(指該樓層之石屎地台與上一層石屎地台之高度距離)(米)	3.050			
	3.150	3.150	3.150	3.150
	3.350	3.200	3.200	3.200
	3.390	3.450	3.450	3.450
	3.450	3.500	3.500	3.500
	3.500	3.550	3.550	3.550
	3.550	3.850	3.850	3.850
	3.700	3.900	3.900	3.900
Thickness of the floor slabs (excluding plaster) of each residential property (mm) 每個住宅物業的樓板(不包括灰泥)的厚度(毫米)	150	150	150	150
	175	175	175	175
	200	200	200	200
	225	200	200	200

The internal areas of the residential properties on the upper floors will generally be slightly larger than those on the lower floors because of the reducing thickness of the structural walls on the upper floors.

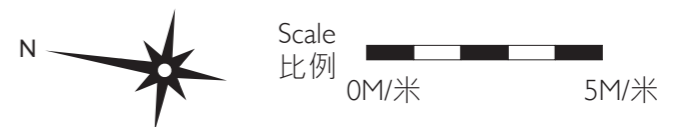
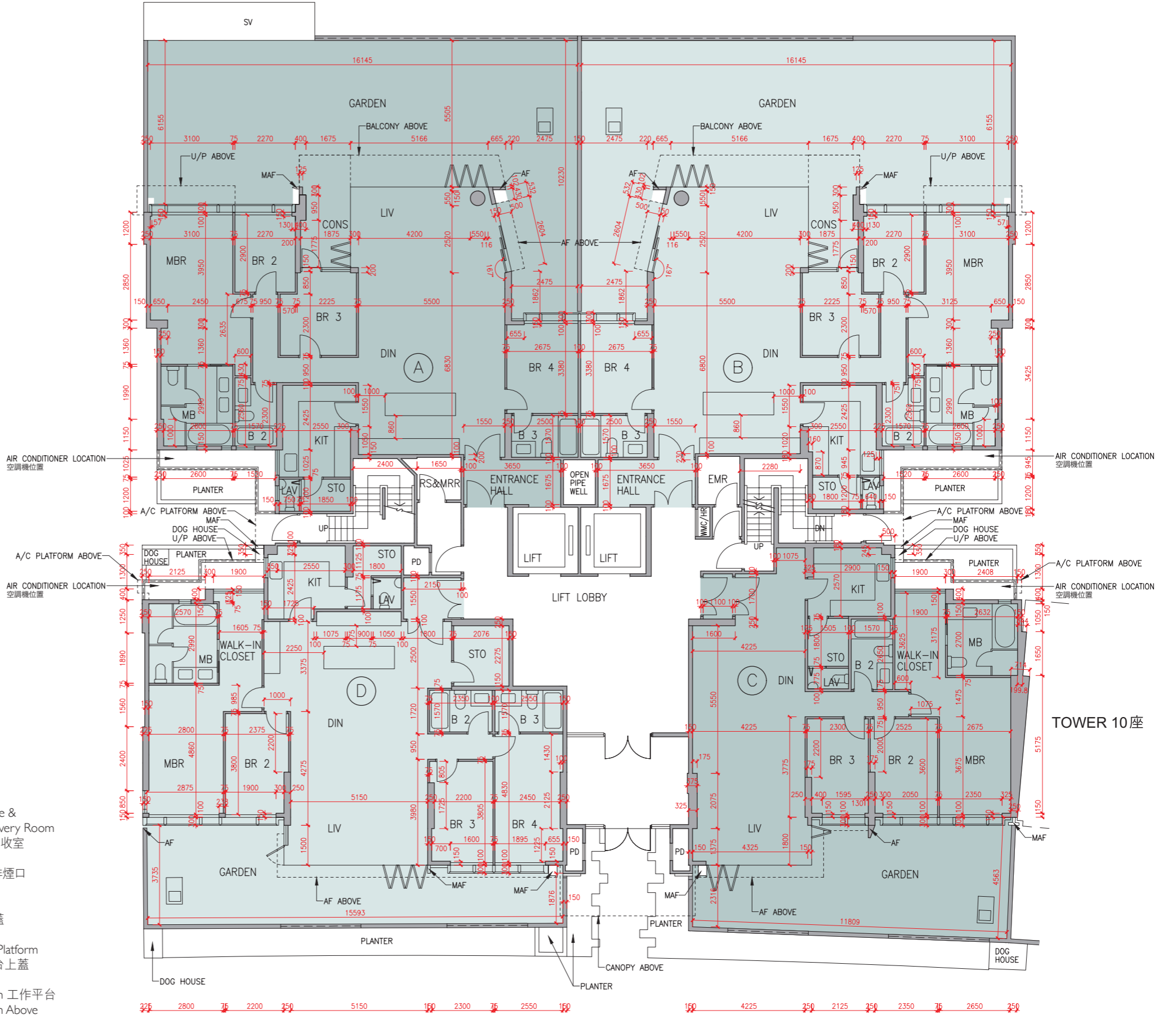
因住宅物業的較高樓層的結構牆的厚度遞減，較高樓層的內部面積，一般比較低樓層的內部面積稍大。

- Remarks: 1. The dimensions in the floor plans are all structural dimensions in millimetre.
2. The entrance hall (serving as a private lift lobby), if any, and conservatory, if any, form part of a residential property, are not common part of the Development. Where applicable, the saleable area of the relevant residential properties specified in the section "Area of Residential Properties in the Development" already includes the floor areas of such entrance hall and conservatory. The Authorised Person for the Development has certified that (a) there is no restriction on the usage of such entrance hall and conservatory which will affect owner's enjoyment of the relevant residential property and (b) such entrance hall and conservatory are made for the exclusive use of the owner of the relevant residential property.

- 備註：1. 樓面平面圖之尺規所列數字為以毫米標示之建築結構尺寸。
2. 入口大堂(作為私人升降機大堂)(如有)及溫室(如有)屬住宅物業一部分，並非發展項目之公用部分。如適用，在「發展項目中的住宅物業的面積」部分內所列出的有關住宅物業之實用面積包括該入口大堂及溫室之樓面面積。發展項目的認可人士已證明入口大堂及溫室(a)在使用上沒有限制亦不會對相關住宅物業業主享用該住宅物業造成影響及(b)是專供相關住宅物業業主使用而設。

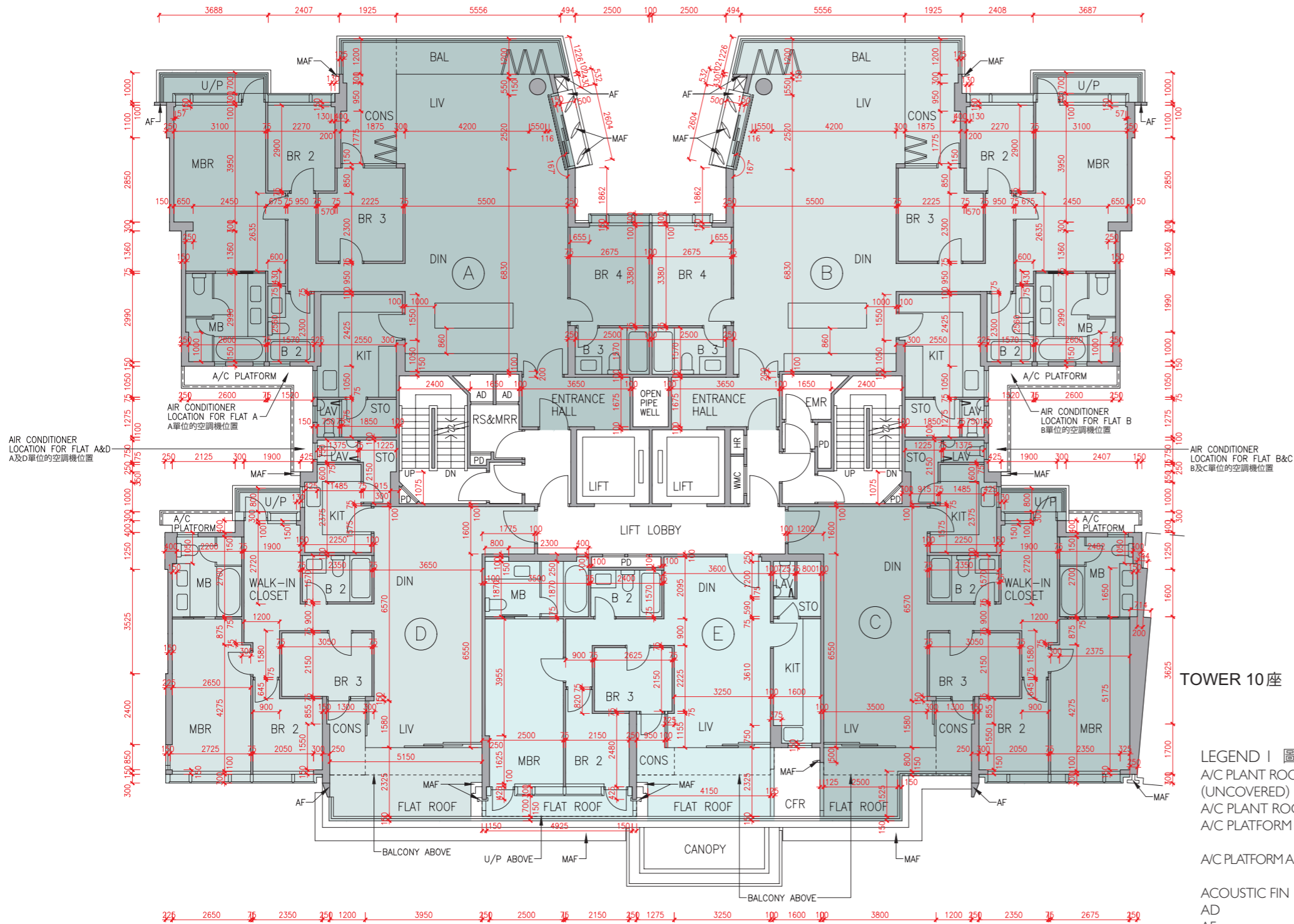
LEGEND 2 圖例 2

JACUZZI = 按摩池	RS & MRR = Refuse Storage & Material Recovery Room 垃圾及物料回收室
KIT = Kitchen 廚房	SKYLIGHT = 天窗
LAV = Lavatory 洗手間	SV = Smoke Vent 排煙口
LIFT = 升降機	STO = Store 儲物房
LIFT LOBBY = 升降機大堂	SWIMMING POOL = 游泳池
LIFT SHAFT = 升降機槽	TOP OF BALCONY = 下層露台上蓋
LIV = Living Room 客廳	TOP OF CURTAIN WALL = 幕牆頂部
LIV / DIN = Living / Dining Room 客/飯廳	TOP OF U/P = Top of Utility Platform 下層工作平台上蓋
MAF = Metal Architectural Feature 金屬建築裝飾	UP = Up 上
MBR = Master Bedroom 主人睡房	U/P = Utility Platform 工作平台
MB = Master Bathroom 主人浴室	U/P ABOVE = Utility Platform Above 上層工作平台
OPEN PIPE WELL = 開放式管道井	VOID = 中空
OWM = Openable Window For Maintenance 維修窗口	VOID ABOVE = 上層中空
PANTRY = 備餐間	WALK-IN CLOSET = 衣帽間
PLANTER = 花槽	WMC = Water Meter Cabinet 水錶箱
PITCHED ROOF = 斜天台	WMR = Water Meter Room 水錶房
PD = Pipe Duct 管道槽	
PLANTER = 花槽	
ROOF = 天台	



發展項目的住宅物業的樓面平面圖

Tower 9 座 I/F 1樓



Description 描述	Flat 單位				
	A	B	C	D	E
Floor-to-floor height (refers to the height between the top surface of the structural slab of a floor and the top surface of the structural slab of its immediate upper floor) of each residential property (m) 每個住宅物業的層與層之間的高度(指該樓層之石屎地台面與上一層石屎地台面之高度距離)(米)	3.375	3.375	3.025	3.025	3.025
Thickness of the floor slabs (excluding plaster) of each residential property (mm) 每個住宅物業的樓板(不包括灰泥)的厚度(毫米)	150	175	150	175	150

The internal areas of the residential properties on the upper floors will generally be slightly larger than those on the lower floors because of the reducing thickness of the structural walls on the upper floors.
因住宅物業的較高樓層的結構牆的厚度遞減，較高樓層的內部面積，一般比較低樓層的內部面積稍大。

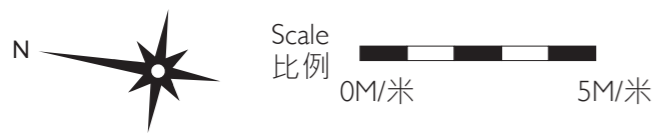
Remarks: 1. The dimensions in the floor plans are all structural dimensions in millimetre.
2. The entrance hall (serving as a private lift lobby), if any, and conservatory form part of a residential property, are not common part of the Development. Where applicable, the saleable area of the relevant residential properties specified in the section "Area of Residential Properties in the Development" already includes the floor areas of such entrance hall and conservatory. The Authorised Person for the Development has certified that (a) there is no restriction on the usage of such entrance hall and conservatory which will affect owner's enjoyment of the relevant residential property and (b) such entrance hall and conservatory are made for the exclusive use of the owner of the relevant residential property.

備註: 1. 樓面平面圖之尺規所列數字為以毫米標示之建築結構尺寸。
2. 入口大堂(作為私人升降機大堂)(如有)及溫室屬住宅物業一部分，並非發展項目之公用部分。如適用，在「發展項目中的住宅物業的面積」部分內所列出的有關住宅物業之實用面積包括該入口大堂及溫室之樓面面積。發展項目的認可人士已證明入口大堂及溫室(a)在使用上沒有限制亦不會對相關住宅物業業主享用該住宅物業造成影響及(b)是專供相關住宅物業業主使用而設。

TOWER 10 座

LEGEND I 圖例 1

A/C PLANT ROOM (UNCOVERED) = Air Conditioner Plant Room (uncovered) 空調機房(沒有上蓋)	CD = Cable Duct 電線管道槽
A/C PLANT ROOM = Air Conditioner Plant Room 空調機房	CFR = Common Flat Roof 公用平台
A/C PLATFORM = Air Conditioner Platform 空調機平台	CPR = Common Pitched Roof 公用傾斜屋頂
A/C PLATFORM ABOVE = Air Conditioner Platform Above 上層空調機平台	CONS = Conservatory 溫室
ACOUSTIC FIN = 隔音牆	CURTAIN WALL ABOVE = 上方之幕牆
AD = Air Duct 通風管道槽	DN = Down 下
AF = Architectural Feature 建築裝飾	DIN = Dining Room 飯廳
AF ABOVE = Architectural Feature Above 上層建築裝飾	DOG HOUSE = Mechanical & Electrical Services Duct Connecting to the Floor Below 連接下層的機電設施管道
AF ON I/F = 建築裝飾於1樓	DPMR = Drainage Pipe Maintenance Room 排水管維修房
BAL = Balcony 露台	ELV = Extra Low Voltage Duct 低電壓管道
BALCONY ABOVE = Balcony above 上層露台	EMR = Electricity Meter Room 電錶房
BR = Bedroom 睡房	ENTRANCE HALL = 入口大堂
BUILDING LINE ABOVE = 上方之建築邊線	FAMILY ROOM = 家庭廳
CANOPY = 簷篷	FLAT ROOF = 平台
CANOPY ABOVE = 上層簷篷	GARDEN = 花園
	HR = Hose Reel 消防喉轆



發展項目的住宅物業的樓面平面圖

Tower 9 座 2/F - 6/F (4/F is omitted) 2樓-6樓(不設4樓)

Description 描述	Flat 單位					
	A	B	C	D	E	
Floor-to-floor height (refers to the height between the top surface of the structural slab of a floor and the top surface of the structural slab of its immediate upper floor) of each residential property (m) 每個住宅物業的層與層之間的高度(指該樓層之石屎地台面與上一層石屎地台面之高度距離)(米)	2/F-5/F 2樓-5樓	3.375				
	6/F 6樓	3.150	3.150	3.150	3.150	3.150
		3.500	3.500	3.500	3.500	3.500
		3.475	3.475	3.475	3.475	3.475
		3.535	3.535	3.535	3.535	3.535
Thickness of the floor slabs (excluding plaster) of each residential property (mm) 每個住宅物業的樓板(不包括灰泥)的厚度(毫米)	2/F-6/F 2樓-6樓	150	150	150	150	
	175	175	175	175	175	
	200	200	200	200	200	
	225	225	225	225	225	

The internal areas of the residential properties on the upper floors will generally be slightly larger than those on the lower floors because of the reducing thickness of the structural walls on the upper floors.

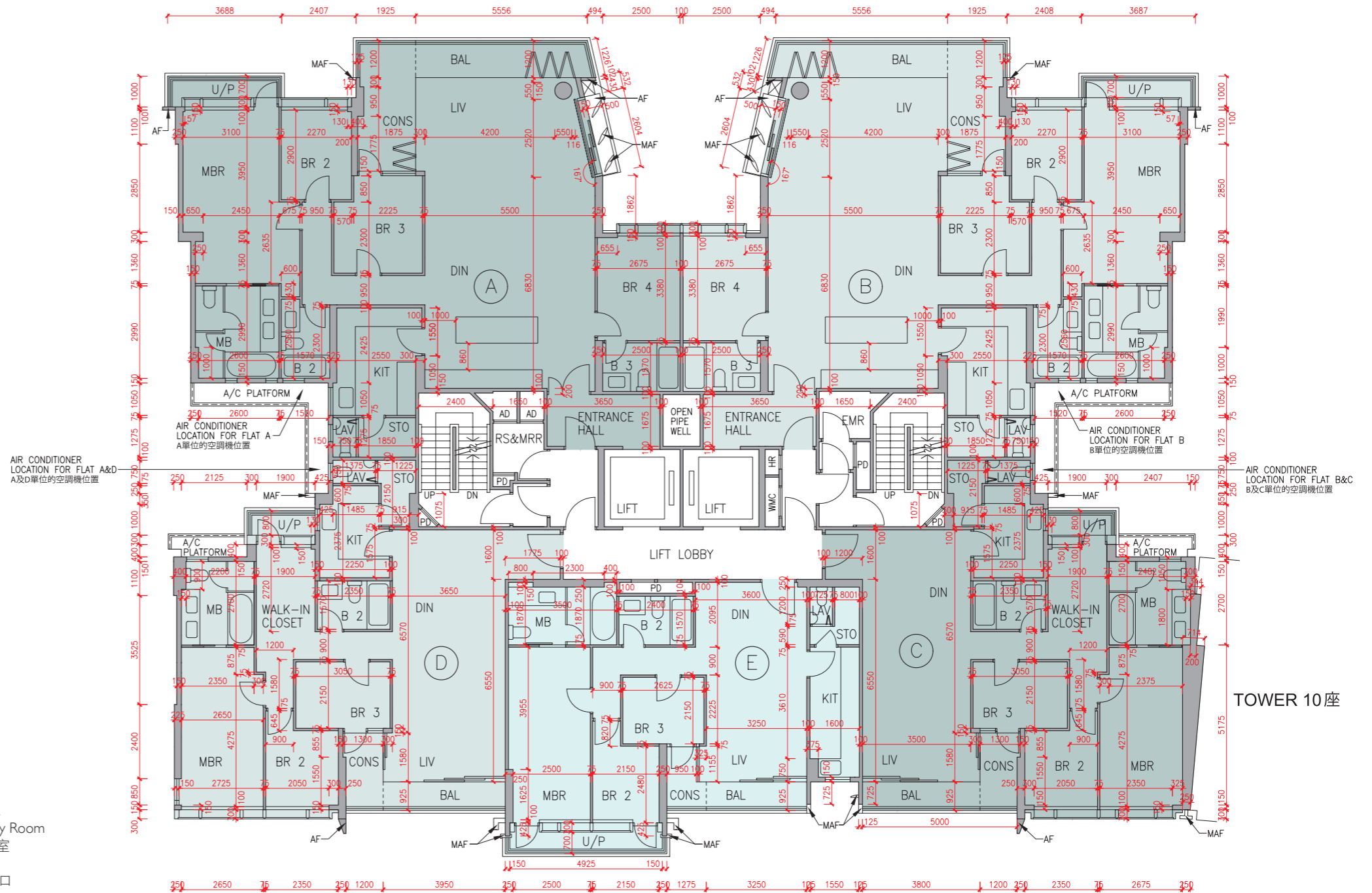
因住宅物業的較高樓層的結構牆的厚度遞減，較高樓層的內部面積，一般比較低樓層的內部面積稍大。

- Remarks: 1. The dimensions in the floor plans are all structural dimensions in millimetre.
2. The entrance hall (serving as a private lift lobby), if any, and conservatory form part of a residential property, are not common part of the Development. Where applicable, the saleable area of the relevant residential properties specified in the section "Area of Residential Properties in the Development" already includes the floor areas of such entrance hall and conservatory. The Authorised Person for the Development has certified that (a) there is no restriction on the usage of such entrance hall and conservatory which will affect owner's enjoyment of the relevant residential property and (b) such entrance hall and conservatory are made for the exclusive use of the owner of the relevant residential property.

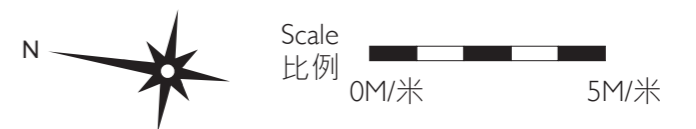
- 備註：1. 樓面平面圖之尺規所列數字為以毫米標示之建築結構尺寸。
2. 入口大堂(作為私人升降機大堂)(如有)及溫室屬住宅物業一部分，並非發展項目之公用部分。如適用，在「發展項目中的住宅物業的面積」部分內所列出的有關住宅物業之實用面積包括該入口大堂及溫室之樓面面積。發展項目的認可人士已證明入口大堂及溫室(a)在使用上沒有限制亦不會對相關住宅物業業主享用該住宅物業造成影響及(b)是專供相關住宅物業業主使用而設。

LEGEND 2 圖例 2

JACUZZI = 按摩池	RS & MRR = Refuse Storage & Material Recovery Room 垃圾及物料回收室
KIT = Kitchen 廚房	SKYLIGHT = 天窗
LAV = Lavatory 洗手間	SV = Smoke Vent 排煙口
LIFT = 升降機	STO = Store 儲物房
LIFT LOBBY = 升降機大堂	SWIMMING POOL = 游泳池
LIFT SHAFT = 升降機槽	TOP OF BALCONY = 下層露台上蓋
LIV = Living Room 客廳	TOP OF CURTAIN WALL = 幕牆頂部
LIV / DIN = Living / Dining Room 客/飯廳	TOP OF U/P = Top of Utility Platform 下層工作平台上蓋
MAF = Metal Architectural Feature 金屬建築裝飾	UP = Up 上
MBR = Master Bedroom 主人睡房	U/P = Utility Platform 工作平台
MB = Master Bathroom 主人浴室	U/P ABOVE = Utility Platform Above 上層工作平台
OPEN PIPE WELL = 開放式管道井	VOID = 中空
OWM = Openable Window For Maintenance 維修窗口	VOID ABOVE = 上層中空
PANTRY = 備餐間	WALK-IN CLOSET = 衣帽間
PLANTER = 花槽	WMC = Water Meter Cabinet 水錶箱
PITCHED ROOF = 斜天台	WMR = Water Meter Room 水錶房
PD = Pipe Duct 管道槽	
PLANTER = 花槽	
ROOF = 天台	



Layout on the latest approved building plans, for "as-is" layout of Flat A, 5/F, Tower 9, please refer to separate floor plan under this section.
最新經批准的建築圖則的布局，現時第9座5樓A單位之布局另載於本章節。



發展項目的住宅物業的樓面平面圖

Tower 9 座 5/F 5樓

"As-is" layout with exempted works carried out under the Building Ordinance

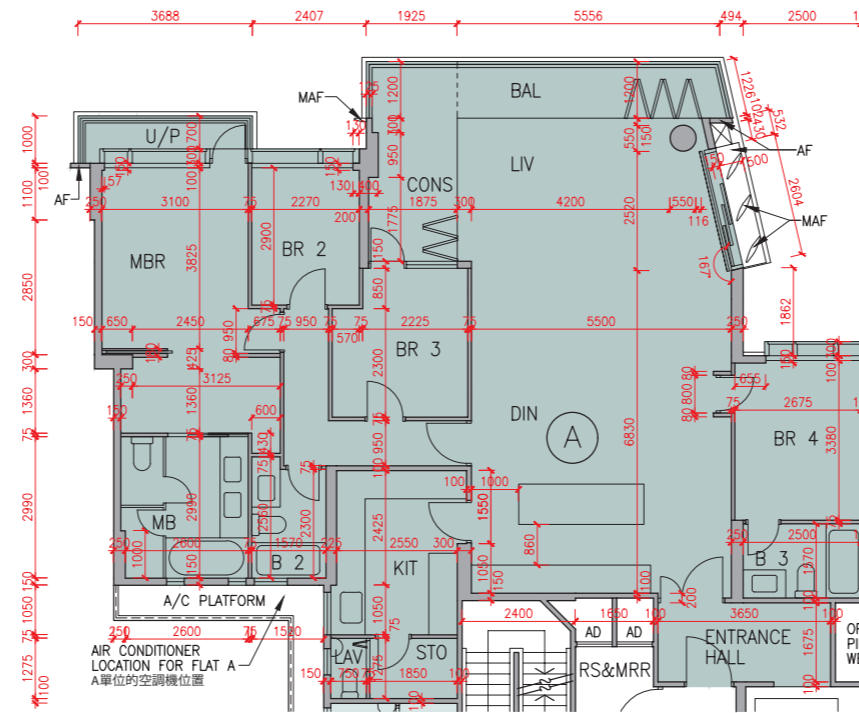
獲建築物條例豁免的工程進行後的現時布局

List of exempted works under the Building Ordinance (Cap.123) carried out at Flat A after the completion of works as shown in the latest approved building plans:

- (a) Door added at corridor leading to bedrooms.
- (b) Partitions and sliding doors added in master bedroom.
- (c) Door of bedroom 4 relocated with added partitions.

在最新經批准的建築圖則所顯示的工程完成後，按建築物條例（第123章），於A單位作為豁免工程進行的工程如下：

- (a) 增添門於通往睡房之走廊。
- (b) 主人睡房內增添間牆及趟門。
- (c) 睡房4房門位置移位並增添間牆。



The internal areas of the residential properties on the upper floors will generally be slightly larger than those on the lower floors because of the reducing thickness of the structural walls on the upper floors.

因住宅物業的較高樓層的結構牆的厚度遞減，較高樓層的內部面積，一般比較低樓層的內部面積稍大。

Remarks: 1. The dimensions in the floor plans are all structural dimensions in millimetre.

2. The entrance hall (serving as a private lift lobby) and conservatory form part of a residential property, are not common part of the Development. The saleable area of the relevant residential properties specified in the section "Area of Residential Properties in the Development" already includes the floor areas of such entrance hall and conservatory. The Authorised Person for the Development has certified that (a) there is no restriction on the usage of such entrance hall and conservatory which will affect owner's enjoyment of the relevant residential property and (b) such entrance hall and conservatory are made for the exclusive use of the owner of the relevant residential property.

備註：1. 樓面平面圖之尺規所列數字為以毫米標示之建築結構尺寸。

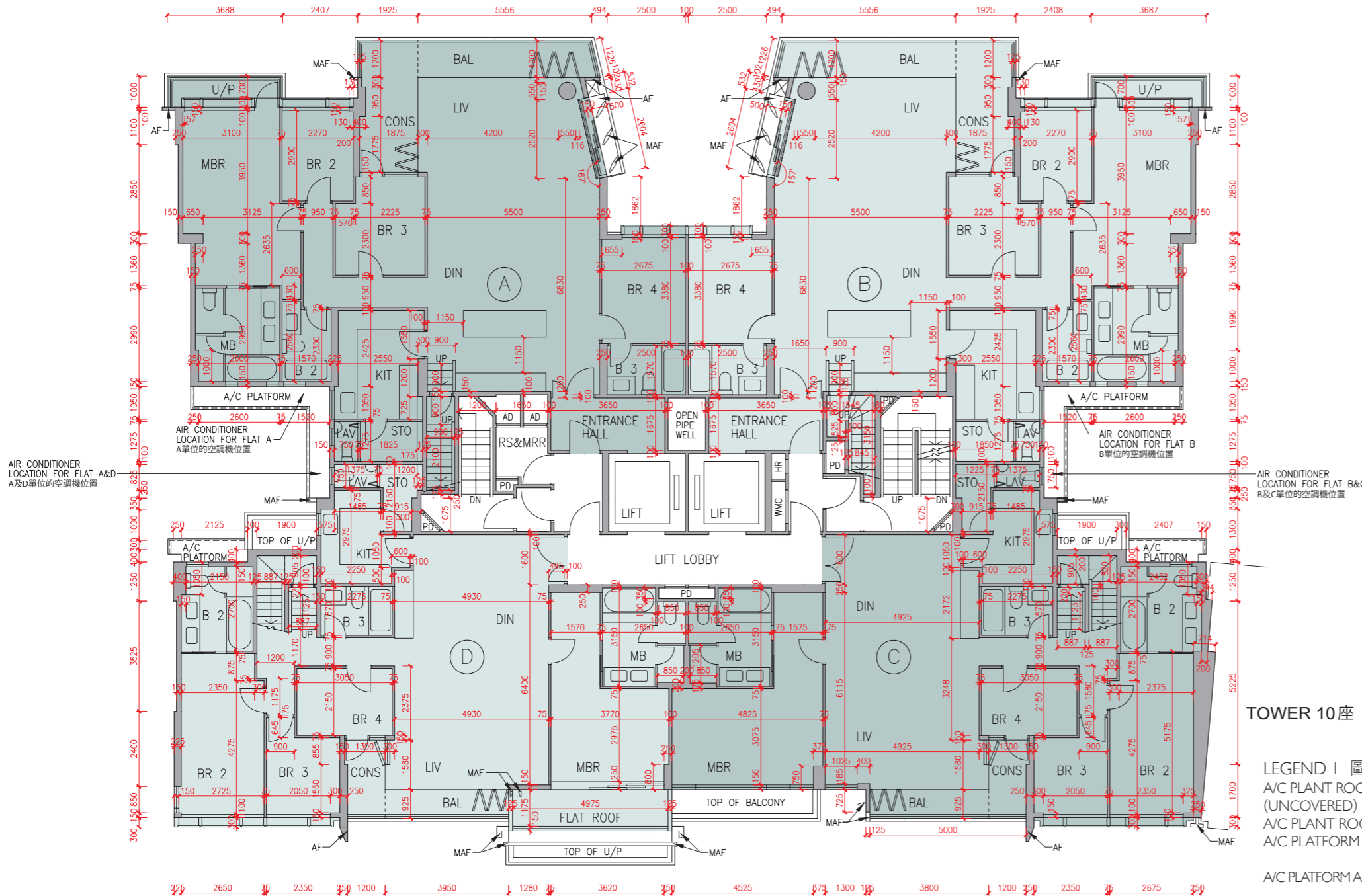
2. 入口大堂(作為私人升降機大堂)及溫室屬住宅物業一部分，並非發展項目之公用部分。在「發展項目中的住宅物業的面積」部分內所列出的有關住宅物業之實用面積包括該入口大堂及溫室之樓面面積。發展項目的認可人士已證明入口大堂及溫室(a)在使用上沒有限制亦不會對相關住宅物業業主享用該住宅物業造成影響及(b)是專供相關住宅物業業主使用而設。

This page left blank intentionally
本頁故意留白

Floor plans of residential properties in the development

發展項目的住宅物業的樓面平面圖

Tower 9 座 7/F 7樓



Description 描述	Flat 單位			
	A	B	C	D
Floor-to-floor height (refers to the height between the top surface of the structural slab of a floor and the top surface of the structural slab of its immediate upper floor) of each residential property (m) 每個住宅物業的層與層之間的高度 (指該樓層之石屎地台面與上一層石屎地台面之高度距離)(米)	7/F	3.500	3.460	3.500
	7樓	3.540	3.500	3.550
		3.550	3.550	3.800
		3.710	3.800	3.850
		3.850	3.850	3.950
Thickness of the floor slabs (excluding plaster) of each residential property (mm) 每個住宅物業的樓板 (不包括灰泥)的厚度(毫米)	7/F	150	150	150
	7樓	175	175	175
		200	200	200
		225	225	200

The internal areas of the residential properties on the upper floors will generally be slightly larger than those on the lower floors because of the reducing thickness of the structural walls on the upper floors.

因住宅物業的較高樓層的結構牆的厚度遞減，較高樓層的內部面積，一般比較低樓層的內部面積稍大。

Remarks: 1. The dimensions in the floor plans are all structural dimensions in millimetre.
2. The entrance hall (serving as a private lift lobby), if any, and conservatory form part of a residential property, are not common part of the Development. Where applicable, the saleable area of the relevant residential properties specified in the section "Area of Residential Properties in the Development" already includes the floor areas of such entrance hall and conservatory. The Authorised Person for the Development has certified that (a) there is no restriction on the usage of such entrance hall and conservatory which will affect owner's enjoyment of the relevant residential property and (b) such entrance hall and conservatory are made for the exclusive use of the owner of the relevant residential property.

備註: 1. 樓面平面圖之尺規所列數字為以毫米標示之建築結構尺寸。
2. 入口大堂(作為私人升降機大堂)(如有)及溫室屬住宅物業一部分，並非發展項目之公用部分。如適用，在「發展項目中的住宅物業的面積」部分內所列出的有關住宅物業之實用面積包括該入口大堂及溫室之樓面面積。發展項目的認可人士已證明入口大堂及溫室(a)在使用上沒有限制亦不會對相關住宅物業業主享用該住宅物業造成影響及(b)是專供相關住宅物業業主使用而設。

TOWER 10 座

LEGEND I 圖例 1

A/C PLANT ROOM (UNCOVERED)	= Air Conditioner Plant Room (uncovered) 空調機房(沒有上蓋)	CD	= Cable Duct 電線管道槽
A/C PLANT ROOM	= Air Conditioner Plant Room 空調機房	CFR	= Common Flat Roof 公用平台
A/C PLATFORM	= Air Conditioner Platform 空調機平台	CPR	= Common Pitched Roof 公用傾斜屋頂
A/C PLATFORM ABOVE	= Air Conditioner Platform Above 上層空調機平台	CONS	= Conservatory 溫室
ACOUSTIC FIN	= 隔音牆	CURTAIN WALL ABOVE	= 上方之幕牆
AD	= Air Duct 通風管道槽	DN	= Down 下
AF	= Architectural Feature 建築裝飾	DIN	= Dining Room 飯廳
AF ABOVE	= Architectural Feature Above 上層建築裝飾	DOG HOUSE	= Mechanical & Electrical Services Duct Connecting to the Floor Below 連接下層的機電設施管道
AF ON I/F	= 建築裝飾於1樓	DPMR	= Drainage Pipe Maintenance Room 排水管維修房
B	= Bathroom 浴室	ELV	= Extra Low Voltage Duct 低電壓管道
BAL	= Balcony 露台	EMR	= Electricity Meter Room 電錶房
BALCONY ABOVE	= Balcony above 上層露台	ENTRANCE HALL	= 入口大堂
BR	= Bedroom 睡房	FAMILY ROOM	= 家庭廳
BUILDING LINE ABOVE	= 上方之建築邊線	FLAT ROOF	= 平台
CANOPY	= 簷篷	GARDEN	= 花園
CANOPY ABOVE	= 上層簷篷	HR	= Hose Reel 消防喉轆

Floor plans of residential properties in the development

發展項目的住宅物業的樓面平面圖

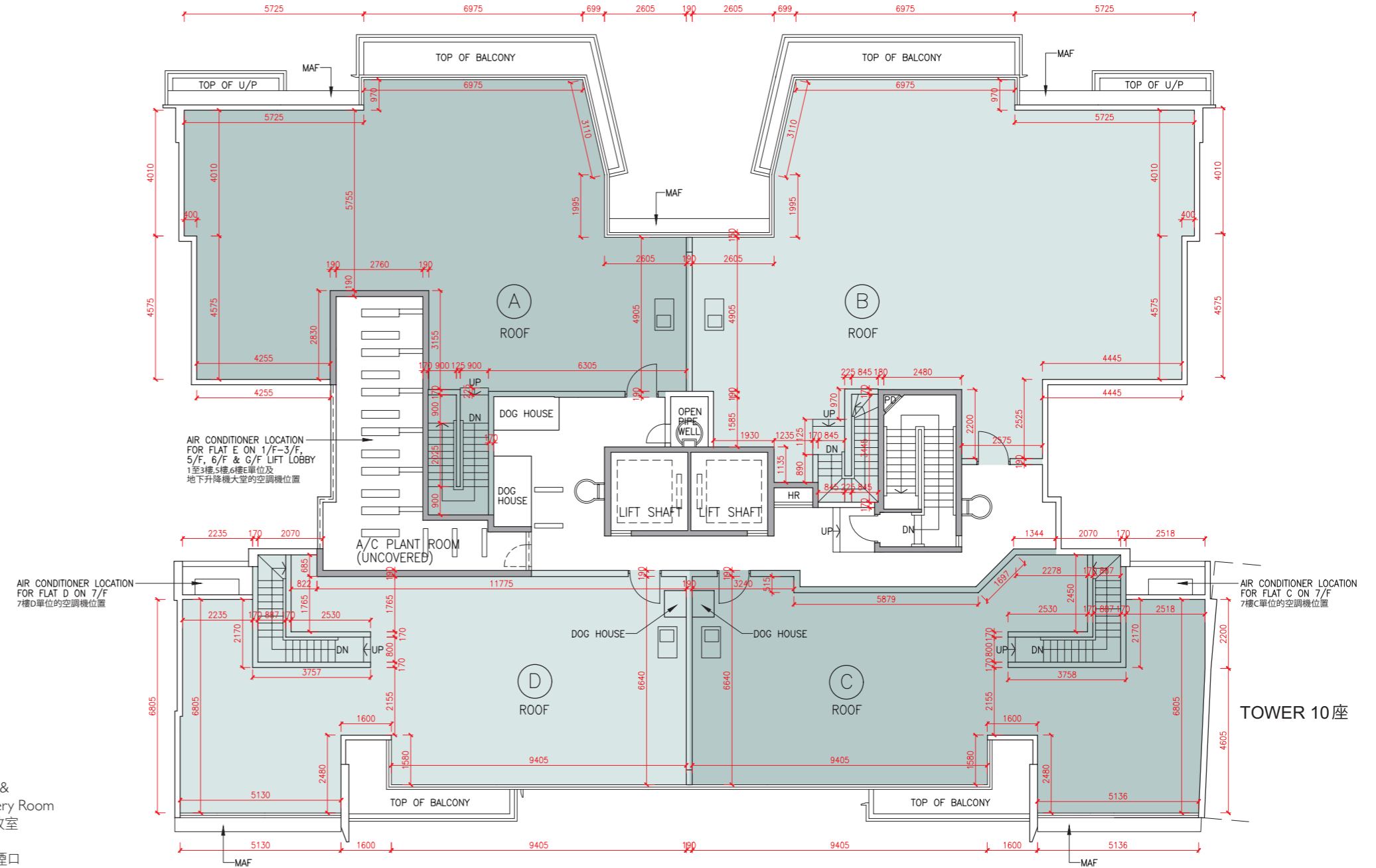
Tower 9 座 Roof 天台

The internal areas of the residential properties on the upper floors will generally be slightly larger than those on the lower floors because of the reducing thickness of the structural walls on the upper floors.

因住宅物業的較高樓層的結構牆的厚度遞減，較高樓層的內部面積，一般比較低樓層的內部面積稍大。

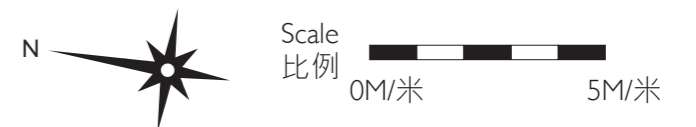
Remark: The dimensions in the floor plans are all structural dimensions in millimetre.

備註：樓面平面圖之尺規所列數字為以毫米標示之建築結構尺寸。



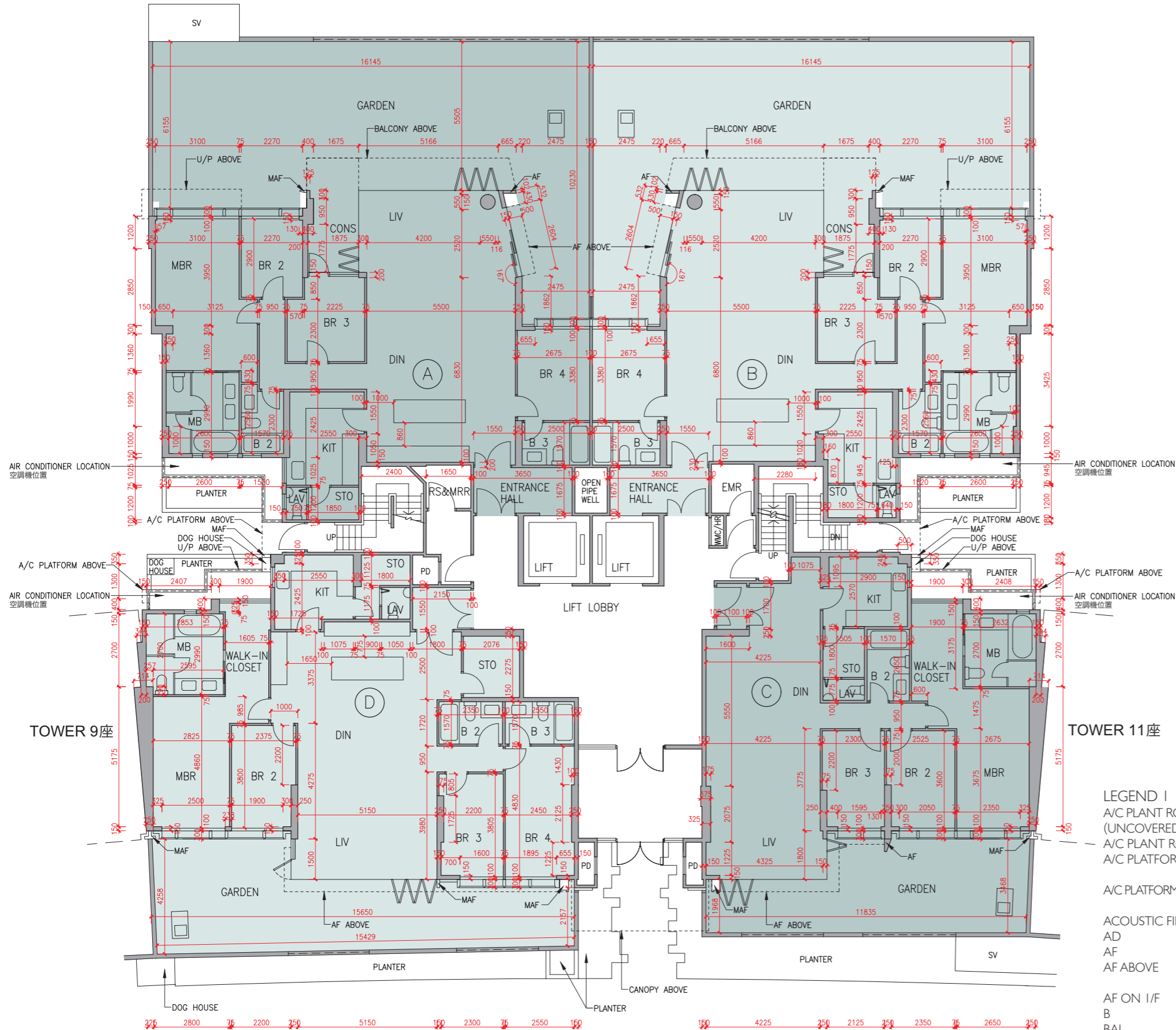
LEGEND 2 圖例 2

- | | | | |
|----------------|--|---------------------|--|
| JACUZZI | = 按摩池 | RS & MRR | = Refuse Storage & Material Recovery Room 垃圾及物料回收室 |
| KIT | = Kitchen 廚房 | SKYLIGHT | = 天窗 |
| LAV | = Lavatory 洗手間 | SV | = Smoke Vent 排煙口 |
| LIFT | = 升降機 | STO | = Store 儲物房 |
| LIFT LOBBY | = 升降機大堂 | SWIMMING POOL | = 游泳池 |
| LIFT SHAFT | = 升降機槽 | TOP OF BALCONY | = 下層露台上蓋 |
| LIV | = Living Room 客廳 | TOP OF CURTAIN WALL | = 幕牆頂部 |
| LIV / DIN | = Living / Dining Room 客/飯廳 | TOP OF U/P | = Top of Utility Platform 下層工作平台上蓋 |
| MAF | = Metal Architectural Feature 金屬建築裝飾 | UP | = Up 上 |
| MBR | = Master Bedroom 主人睡房 | U/P | = Utility Platform 工作平台 |
| MB | = Master Bathroom 主人浴室 | U/P ABOVE | = Utility Platform Above 上層工作平台 |
| OPEN PIPE WELL | = 開放式管道井 | VOID | = 中空 |
| OWM | = Openable Window For Maintenance 維修窗口 | VOID ABOVE | = 上層中空 |
| PANTRY | = 備餐間 | WALK-IN CLOSET | = 衣帽間 |
| PLANTER | = 花槽 | WMC | = Water Meter Cabinet 水錶箱 |
| PITCHED ROOF | = 斜天台 | WMR | = Water Meter Room 水錶房 |
| PD | = Pipe Duct 管道槽 | | |
| PLANTER | = 花槽 | | |
| ROOF | = 天台 | | |



發展項目的住宅物業的樓面平面圖

Tower 10座 G/F 地下



Description 描述	Flat 單位			
	A	B	C	D
Floor-to-floor height (refers to the height between the top surface of the structural slab of a floor and the top surface of the structural slab of its immediate upper floor) of each residential property (m) 每個住宅物業的層與層之間的高度(指該樓層之石屎地台面與上一層石屎地台面之高度距離)(米)	3.050			
	3.150			
	3.350	3.150		3.150
	3.390	3.200		3.200
	3.450	3.450		3.450
	3.500	3.500		3.500
	3.550	3.550		3.550
	3.700	3.850		3.850
	4.000	3.900		3.900
4.050				
Thickness of the floor slabs (excluding plaster) of each residential property (mm) 每個住宅物業的樓板(不包括灰泥)的厚度(毫米)	150			
	175			
	200	150		150
	225	175		200
		200		200

The internal areas of the residential properties on the upper floors will generally be slightly larger than those on the lower floors because of the reducing thickness of the structural walls on the upper floors.

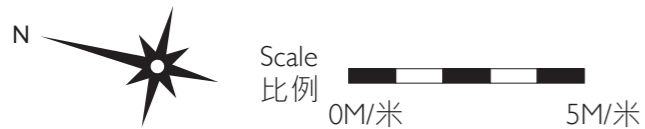
因住宅物業的較高樓層的結構牆的厚度遞減，較高樓層的內部面積，一般比較低樓層的內部面積稍大。

Remarks : 1. The dimensions in the floor plans are all structural dimensions in millimetre.
2. The entrance hall (serving as a private lift lobby), if any, and conservatory, if any, form part of a residential property, are not common part of the Development. Where applicable, the saleable area of the relevant residential properties specified in the section "Area of Residential Properties in the Development" already includes the floor areas of such entrance hall and conservatory. The Authorised Person for the Development has certified that (a) there is no restriction on the usage of such entrance hall and conservatory which will affect owner's enjoyment of the relevant residential property and (b) such entrance hall and conservatory are made for the exclusive use of the owner of the relevant residential property.

備註：1. 樓面平面圖之尺規所列數字為以毫米標示之建築結構尺寸。
2. 入口大堂(作為私人升降機大堂)(如有)及溫室(如有)屬住宅物業一部分，並非發展項目之公用部分。如適用，在「發展項目中的住宅物業的面積」部分內所列出的有關住宅物業之實用面積包括該入口大堂及溫室之樓面面積。發展項目的認可人士已證明入口大堂及溫室(a)在使用上沒有限制亦不會對相關住宅物業業主享用該住宅物業造成影響及(b)是專供相關住宅物業業主使用而設。

LEGEND | 圖例 1

A/C PLANT ROOM (UNCOVERED)	= Air Conditioner Plant Room (uncovered) 空調機房(沒有上蓋)	CD	= Cable Duct 電線管道槽
A/C PLANT ROOM	= Air Conditioner Plant Room 空調機房	CFR	= Common Flat Roof 公用平台
A/C PLATFORM	= Air Conditioner Platform 空調機平台	CPR	= Common Pitched Roof 公用傾斜屋頂
A/C PLATFORM ABOVE	= Air Conditioner Platform Above 上層空調機平台	CONS	= Conservatory 溫室
ACOUSTIC FIN	= 隔音牆	CURTAIN WALL ABOVE	= 上方之幕牆
AD	= Air Duct 通風管道槽	DN	= Down 下
AF	= Architectural Feature 建築裝飾	DIN	= Dining Room 飯廳
AF ABOVE	= Architectural Feature Above 上層建築裝飾	DOG HOUSE	= Mechanical & Electrical Services Duct Connecting to the Floor Below 連接下層的機電設施管道
AF ON I/F	= 建築裝飾於1樓	DPMR	= Drainage Pipe Maintenance Room 排水管維修房
B	= Bathroom 浴室	ELV	= Extra Low Voltage Duct 低電壓管道
BAL	= Balcony 露台	EMR	= Electricity Meter Room 電錶房
BALCONY ABOVE	= Balcony above 上層露台	ENTRANCE HALL	= 入口大堂
BR	= Bedroom 睡房	FAMILY ROOM	= 家庭廳
BUILDING LINE ABOVE	= 上方之建築邊線	FLAT ROOF	= 平台
CANOPY	= 簷篷	GARDEN	= 花園
CANOPY ABOVE	= 上層簷篷	HR	= Hose Reel 消防喉轆



發展項目的住宅物業的樓面平面圖

Tower 10 座 I/F 1樓

Description 描述	Flat 單位				
	A	B	C	D	E
Floor-to-floor height (refers to the height between the top surface of the structural slab of a floor and the top surface of the structural slab of its immediate upper floor) of each residential property (m) 每個住宅物業的層與層之間的高度(指該樓層之石屎地台面與上一層石屎地台面之高度距離)(米)	3.375		3.375	3.025	3.025
Thickness of the floor slabs (excluding plaster) of each residential property (mm) 每個住宅物業的樓板(不包括灰泥)的厚度(毫米)	150				
	175		150		
	200		175		
	225			150	175

The internal areas of the residential properties on the upper floors will generally be slightly larger than those on the lower floors because of the reducing thickness of the structural walls on the upper floors.

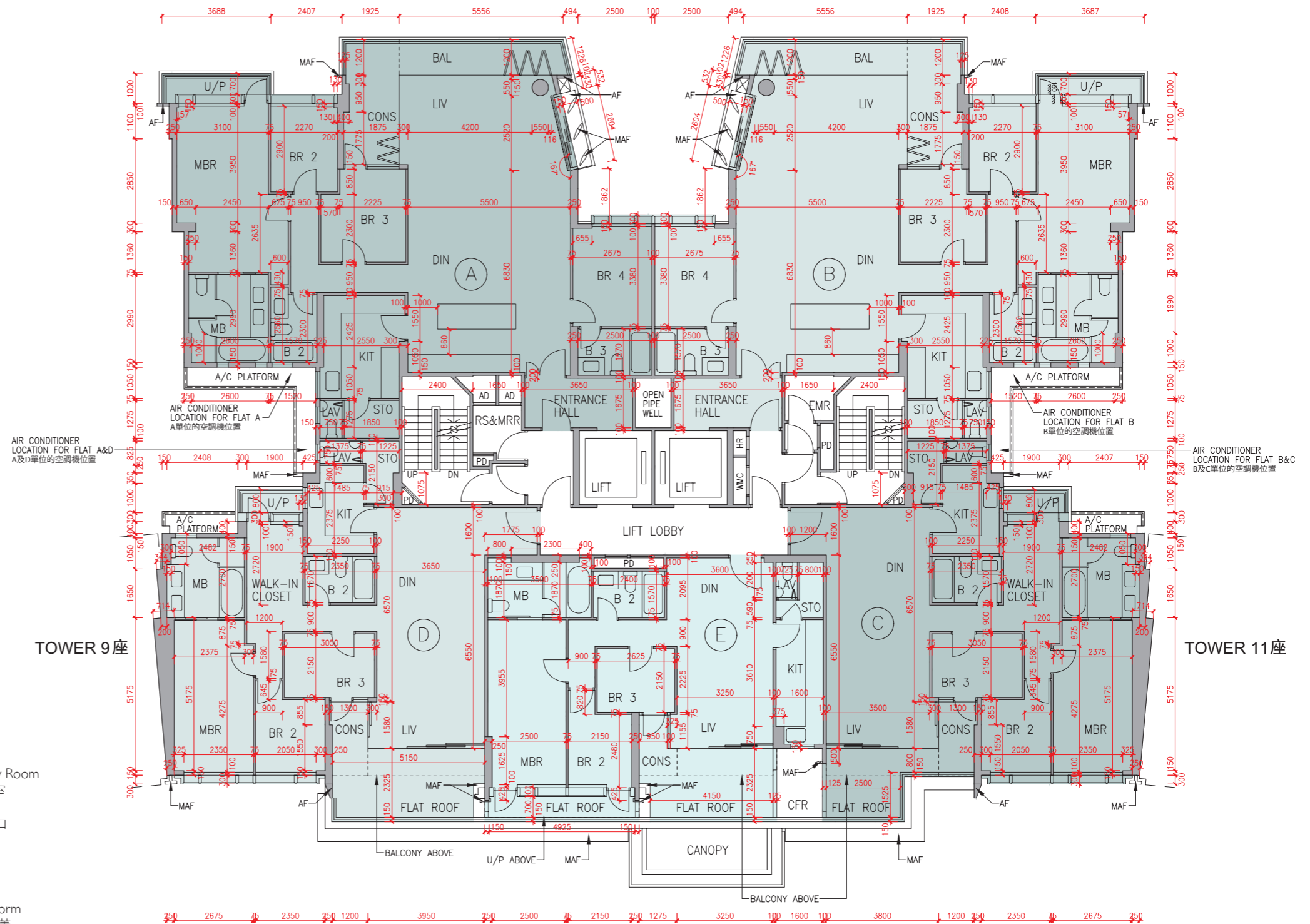
因住宅物業的較高樓層的結構牆的厚度遞減，較高樓層的內部面積，一般比較低樓層的內部面積稍大。

Remarks: 1. The dimensions in the floor plans are all structural dimensions in millimetre.
2. The entrance hall (serving as a private lift lobby), if any, and conservatory form part of a residential property, are not common part of the Development. Where applicable, the saleable area of the relevant residential properties specified in the section "Area of Residential Properties in the Development" already includes the floor areas of such entrance hall and conservatory. The Authorised Person for the Development has certified that (a) there is no restriction on the usage of such entrance hall and conservatory which will affect owner's enjoyment of the relevant residential property and (b) such entrance hall and conservatory are made for the exclusive use of the owner of the relevant residential property.

備註：1. 樓面平面圖之尺規所列數字為以毫米標示之建築結構尺寸。
2. 入口大堂(作為私人升降機大堂)(如有)及溫室屬住宅物業一部分，並非發展項目之公用部分。如適用，在「發展項目中的住宅物業的面積」部分內所列出的有關住宅物業之實用面積包括該入口大堂及溫室之樓面面積。發展項目的認可人士已證明入口大堂及溫室(a)在使用上沒有限制亦不會對相關住宅物業業主享用該住宅物業造成影響及(b)是專供相關住宅物業業主使用而設。

LEGEND 2 圖例 2

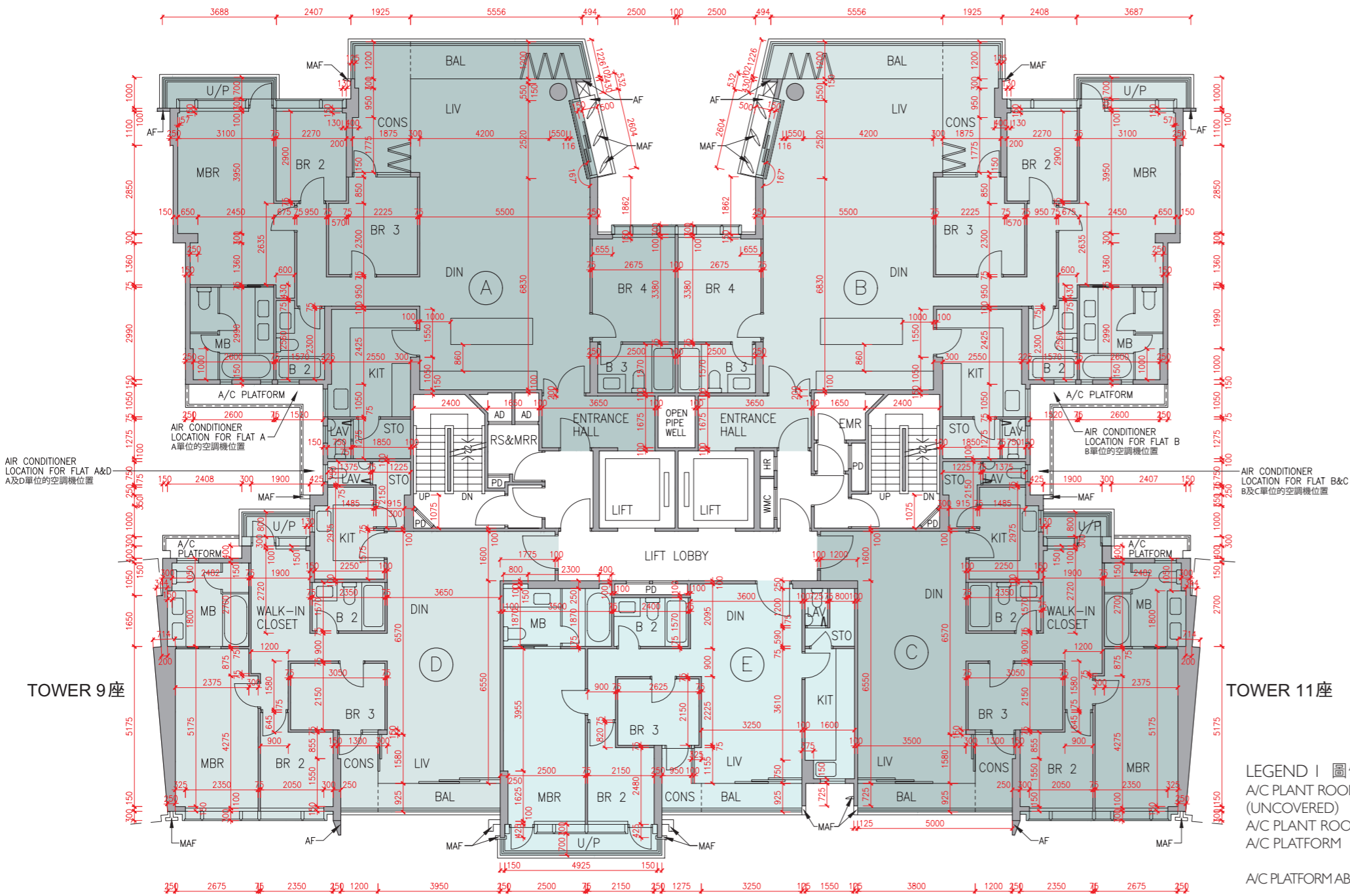
JACUZZI = 按摩池	RS & MRR = Refuse Storage & Material Recovery Room 垃圾及物料回收室
KIT = Kitchen 廚房	SKYLIGHT = 天窗
LAV = Lavatory 洗手間	SV = Smoke Vent 排煙口
LIFT = 升降機	STO = Store 儲物房
LIFT LOBBY = 升降機大堂	SWIMMING POOL = 游泳池
LIFT SHAFT = 升降機槽	TOP OF BALCONY = 下層露台上蓋
LIV = Living Room 客廳	TOP OF CURTAIN WALL = 幕牆頂部
LIV / DIN = Living / Dining Room 客/飯廳	TOP OF U/P = Top of Utility Platform 下層工作平台上蓋
MAF = Metal Architectural Feature 金屬建築裝飾	UP = Up 上
MBR = Master Bedroom 主人睡房	U/P = Utility Platform 工作平台
MB = Master Bathroom 主人浴室	U/P ABOVE = Utility Platform Above 上層工作平台
OPEN PIPE WELL = 開放式管道井	VOID = 中空
OWM = Openable Window For Maintenance 維修窗口	VOID ABOVE = 上層中空
PANTRY = 備餐間	WALK-IN CLOSET = 衣帽間
PLANTER = 花槽	WMC = Water Meter Cabinet 水錶箱
PITCHED ROOF = 斜天台	WMR = Water Meter Room 水錶房
PD = Pipe Duct 管道槽	
PLANTER = 花槽	
ROOF = 天台	



Scale 比例 0M/米 5M/米

發展項目的住宅物業的樓面平面圖

Tower 10 座 2/F - 6/F (4/F is omitted) 2樓-6樓(不設4樓)



Description 描述	Flat 單位					
	A	B	C	D	E	
Floor-to-floor height (refers to the height between the top surface of the structural slab of a floor and the top surface of the structural slab of its immediate upper floor) of each residential property (m) 每個住宅物業的層與層之間的高度(指該樓層之石屎地台面與上一層石屎地台面之高度距離)(米)	2/F-5/F 2樓-5樓					
	3.375					
	6/F 6樓	3.150	3.150	3.150	3.150	3.150
		3.500	3.500	3.500	3.500	3.200
		3.850	3.550	3.500	3.475	3.450
						3.500
						3.535
					3.550	
					3.710	
					3.850	
Thickness of the floor slabs (excluding plaster) of each residential property (mm) 每個住宅物業的樓板(不包括灰泥)的厚度(毫米)	2/F-6/F 2樓-6樓	150	150	150	175	200

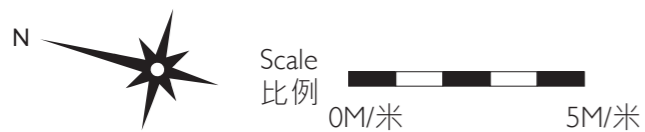
The internal areas of the residential properties on the upper floors will generally be slightly larger than those on the lower floors because of the reducing thickness of the structural walls on the upper floors.
因住宅物業的較高樓層的結構牆的厚度遞減，較高樓層的內部面積，一般比較低樓層的內部面積稍大。

Remarks : 1. The dimensions in the floor plans are all structural dimensions in millimetre.
2. The entrance hall (serving as a private lift lobby), if any, and conservatory form part of a residential property, are not common part of the Development. Where applicable, the saleable area of the relevant residential properties specified in the section "Area of Residential Properties in the Development" already includes the floor areas of such entrance hall and conservatory. The Authorised Person for the Development has certified that (a) there is no restriction on the usage of such entrance hall and conservatory which will affect owner's enjoyment of the relevant residential property and (b) such entrance hall and conservatory are made for the exclusive use of the owner of the relevant residential property.

備註：1. 樓面平面圖之尺規所列數字為以毫米標示之建築結構尺寸。
2. 入口大堂(作為私人升降機大堂)(如有)及溫室屬住宅物業一部分，並非發展項目之公用部分。如適用，在「發展項目中的住宅物業的面積」部分內所列出的有關住宅物業之實用面積包括該入口大堂及溫室之樓面面積。發展項目的認可人士已證明入口大堂及溫室(a)在使用上沒有限制亦不會對相關住宅物業業主享用該住宅物業造成影響及(b)是專供相關住宅物業業主使用而設。

LEGEND I 圖例 1

A/C PLANT ROOM (UNCOVERED) = Air Conditioner Plant Room (uncovered) 空調機房(沒有上蓋)	CD = Cable Duct 電線管道槽
A/C PLANT ROOM = Air Conditioner Plant Room 空調機房	CFR = Common Flat Roof 公用平台
A/C PLATFORM = Air Conditioner Platform 空調機平台	CPR = Common Pitched Roof 公用傾斜屋頂
A/C PLATFORM ABOVE = Air Conditioner Platform Above 上層空調機平台	CONS = Conservatory 溫室
ACOUSTIC FIN = 隔音牆	CURTAIN WALL ABOVE = 上方之幕牆
AD = Air Duct 通風管道槽	DN = Down 下
AF = Architectural Feature 建築裝飾	DIN = Dining Room 飯廳
AF ABOVE = Architectural Feature Above 上層建築裝飾	DOG HOUSE = Mechanical & Electrical Services Duct Connecting to the Floor Below 連接下層的機電設施管道
AF ON I/F = 建築裝飾於1樓	DPMR = Drainage Pipe Maintenance Room 排水管維修房
B = Bathroom 浴室	ELV = Extra Low Voltage Duct 低電壓管道
BAL = Balcony 露台	EMR = Electricity Meter Room 電錶房
BALCONY ABOVE = Balcony above 上層露台	ENTRANCE HALL = 入口大堂
BR = Bedroom 睡房	FAMILY ROOM = 家庭廳
BUILDING LINE ABOVE = 上方之建築邊線	FLAT ROOF = 平台
CANOPY = 簷篷	GARDEN = 花園
CANOPY ABOVE = 上層簷篷	HR = Hose Reel 消防喉轆



Floor plans of residential properties in the development

發展項目的住宅物業的樓面平面圖

Tower 10 座 7/F 7樓

Description 描述	Flat 單位			
	A	B	C	D
Floor-to-floor height (refers to the height between the top surface of the structural slab of a floor and the top surface of the structural slab of its immediate upper floor) of each residential property (m) 每個住宅物業的層與層之間的高度 (指該樓層之石屎地台面與上一層石屎地台面之高度距離)(米)		3.500	3.460	
		3.540	3.500	
	7/F	3.550	3.550	
	7樓	3.710	3.800	
		3.850	3.850	
	3.950	3.950		
Thickness of the floor slabs (excluding plaster) of each residential property (mm) 每個住宅物業的樓板 (不包括灰泥)的厚度(毫米)		150	150	
		175	175	
	7/F	200	175	
	7樓	200	175	
		225	200	

The internal areas of the residential properties on the upper floors will generally be slightly larger than those on the lower floors because of the reducing thickness of the structural walls on the upper floors.

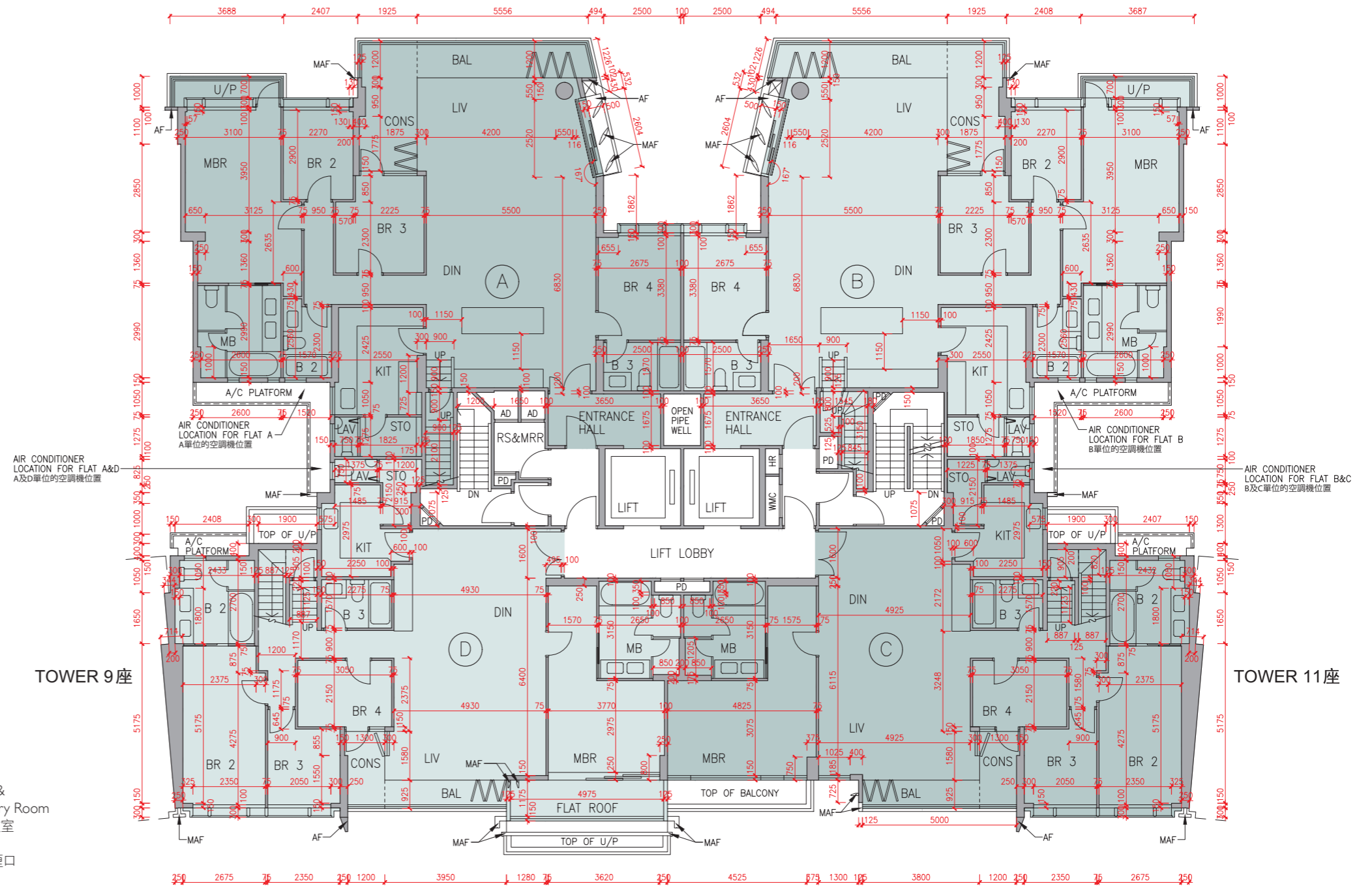
因住宅物業的較高樓層的結構牆的厚度遞減，較高樓層的內部面積，一般比較低樓層的內部面積稍大。

Remarks: 1. The dimensions in the floor plans are all structural dimensions in millimetre.
2. The entrance hall (serving as a private lift lobby), if any, and conservatory form part of a residential property, are not common part of the Development. Where applicable, the saleable area of the relevant residential properties specified in the section "Area of Residential Properties in the Development" already includes the floor areas of such entrance hall and conservatory. The Authorised Person for the Development has certified that (a) there is no restriction on the usage of such entrance hall and conservatory which will affect owner's enjoyment of the relevant residential property and (b) such entrance hall and conservatory are made for the exclusive use of the owner of the relevant residential property.

備註：1. 樓面平面圖之尺規所列數字為以毫米標示之建築結構尺寸。
2. 入口大堂(作為私人升降機大堂)(如有)及溫室屬住宅物業一部分，並非發展項目之公用部分。如適用，在「發展項目中的住宅物業的面積」部分內所列出的有關住宅物業之實用面積包括該入口大堂及溫室之樓面面積。發展項目的認可人士已證明入口大堂及溫室(a)在使用上沒有限制亦不會對相關住宅物業業主享用該住宅物業造成影響及(b)是專供相關住宅物業業主使用而設。

LEGEND 2 圖例 2

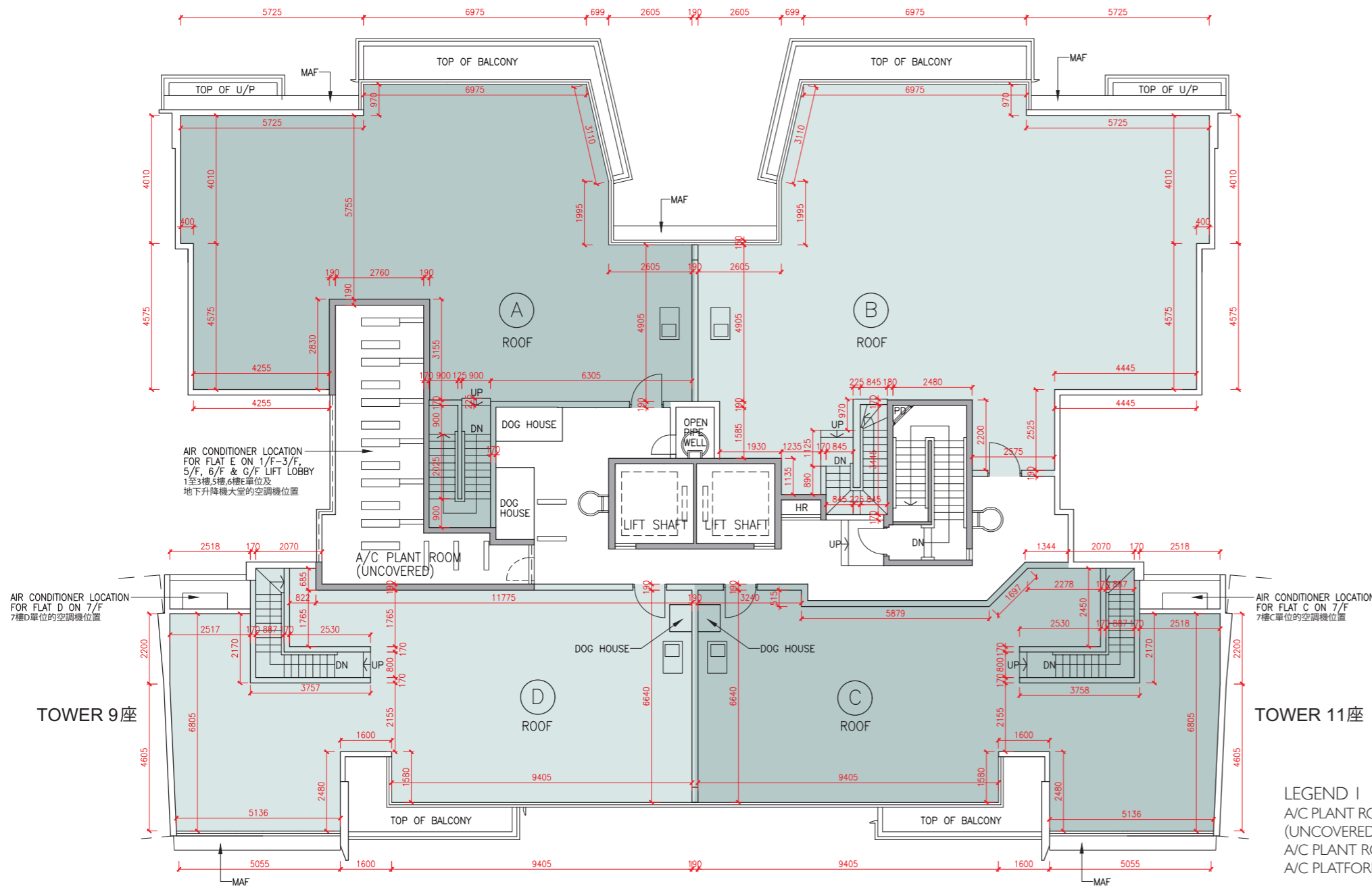
JACUZZI = 按摩池	RS & MRR = Refuse Storage & Material Recovery Room 垃圾及物料回收室
KIT = Kitchen 廚房	SKYLIGHT = 天窗
LAV = Lavatory 洗手間	SV = Smoke Vent 排煙口
LIFT = 升降機	STO = Store 儲物房
LIFT LOBBY = 升降機大堂	SWIMMING POOL = 游泳池
LIFT SHAFT = 升降機槽	TOP OF BALCONY = 下層露台上蓋
LIV = Living Room 客廳	TOP OF CURTAIN WALL = 幕牆頂部
LIV / DIN = Living / Dining Room 客/飯廳	TOP OF U/P = Top of Utility Platform 下層工作平台上蓋
MAF = Metal Architectural Feature 金屬建築裝飾	UP = Up 上
MBR = Master Bedroom 主人睡房	U/P = Utility Platform 工作平台
MB = Master Bathroom 主人浴室	U/P ABOVE = Utility Platform Above 上層工作平台
OPEN PIPE WELL = 開放式管道井	VOID = 中空
OWM = Openable Window For Maintenance 維修窗口	VOID ABOVE = 上層中空
PANTRY = 備餐間	WALK-IN CLOSET = 衣帽間
PLANTER = 花槽	WMC = Water Meter Cabinet 水錶箱
PITCHED ROOF = 斜天台	WMR = Water Meter Room 水錶房
PD = Pipe Duct 管道槽	
PLANTER = 花槽	
ROOF = 天台	



Floor plans of residential properties in the development

發展項目的住宅物業的樓面平面圖

Tower 10 座 Roof 天台



The internal areas of the residential properties on the upper floors will generally be slightly larger than those on the lower floors because of the reducing thickness of the structural walls on the upper floors.

因住宅物業的較高樓層的結構牆的厚度遞減，較高樓層的內部面積，一般比較低樓層的內部面積稍大。

Remark: The dimensions in the floor plans are all structural dimensions in millimetre.
備註：樓面平面圖之尺規所列數字為以毫米標示之建築結構尺寸。

LEGEND | 圖例 1

A/C PLANT ROOM (UNCOVERED)	= Air Conditioner Plant Room (uncovered) 空調機房(沒有上蓋)	CD	= Cable Duct 電線管道槽
A/C PLANT ROOM	= Air Conditioner Plant Room 空調機房	CFR	= Common Flat Roof 公用平台
A/C PLATFORM	= Air Conditioner Platform 空調機平台	CPR	= Common Pitched Roof 公用傾斜屋頂
A/C PLATFORM ABOVE	= Air Conditioner Platform Above 上層空調機平台	CONS	= Conservatory 溫室
ACOUSTIC FIN	= 隔音牆	CURTAIN WALL ABOVE	= 上方之幕牆
AD	= Air Duct 通風管道槽	DN	= Down 下
AF	= Architectural Feature 建築裝飾	DIN	= Dining Room 飯廳
AF ABOVE	= Architectural Feature Above 上層建築裝飾	DOG HOUSE	= Mechanical & Electrical Services Duct Connecting to the Floor Below 連接下層的機電設施管道
AF ON I/F	= 建築裝飾於1樓	DPMR	= Drainage Pipe Maintenance Room 排水管維修房
B	= Bathroom 浴室	ELV	= Extra Low Voltage Duct 低電壓管道
BAL	= Balcony 露台	EMR	= Electricity Meter Room 電錶房
BALCONY ABOVE	= Balcony above 上層露台	ENTRANCE HALL	= 入口大堂
BR	= Bedroom 睡房	FAMILY ROOM	= 家庭廳
BUILDING LINE ABOVE	= 上方之建築邊線	FLAT ROOF	= 平台
CANOPY	= 簷篷	GARDEN	= 花園
CANOPY ABOVE	= 上層簷篷	HR	= Hose Reel 消防喉轆



Scale 比例
0M/米 5M/米

發展項目的住宅物業的樓面平面圖

Tower 11 座 G/F 地下

Description 描述	Flat 單位			
	A	B	C	D
Floor-to-floor height (refers to the height between the top surface of the structural slab of a floor and the top surface of the structural slab of its immediate upper floor) of each residential property (m) 每個住宅物業的層與層之間的高度 (指該樓層之石屎地台面與上一層石屎地台面之高度距離)(米)	3.050			
	3.150	3.150	3.150	3.150
	3.350	3.200	3.200	3.200
	3.390	3.300	3.300	3.300
	3.450	3.450	3.450	3.450
	3.500	3.500	3.500	3.500
	3.550	3.550	3.550	3.550
	3.700	3.850	3.850	3.850
Thickness of the floor slabs (excluding plaster) of each residential property (mm) 每個住宅物業的樓板 (不包括灰泥)的厚度(毫米)	4.000	3.900	3.900	3.900
	150	150	150	150
	175	175	175	175
	200	200	200	200

The internal areas of the residential properties on the upper floors will generally be slightly larger than those on the lower floors because of the reducing thickness of the structural walls on the upper floors.

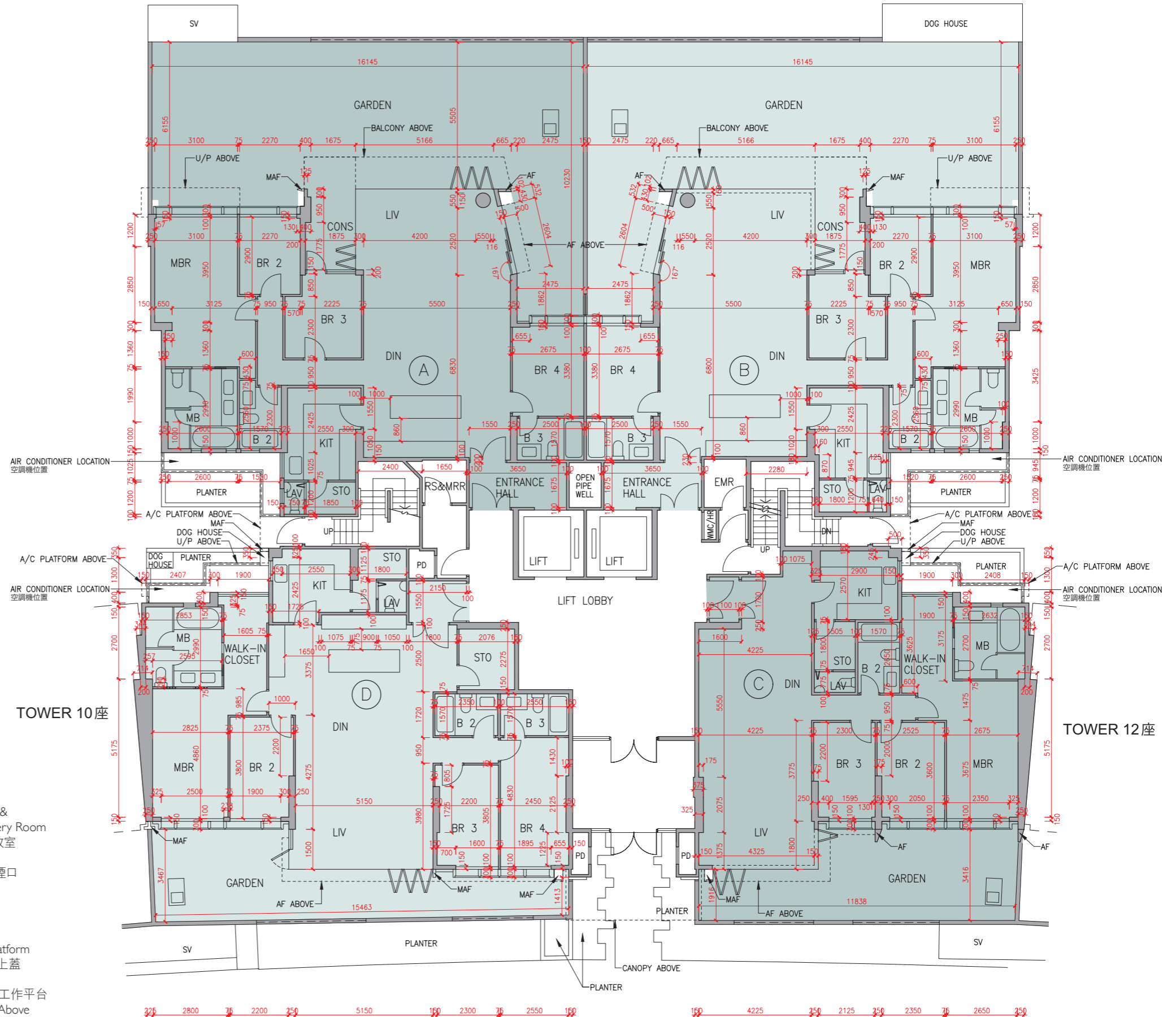
因住宅物業的較高樓層的結構牆的厚度遞減，較高樓層的內部面積，一般比較低樓層的內部面積稍大。

- Remarks: 1. The dimensions in the floor plans are all structural dimensions in millimetre.
2. The entrance hall (serving as a private lift lobby), if any, and conservatory, if any, form part of a residential property, are not common part of the Development. Where applicable, the saleable area of the relevant residential properties specified in the section "Area of Residential Properties in the Development" already includes the floor areas of such entrance hall and conservatory. The Authorised Person for the Development has certified that (a) there is no restriction on the usage of such entrance hall and conservatory which will affect owner's enjoyment of the relevant residential property and (b) such entrance hall and conservatory are made for the exclusive use of the owner of the relevant residential property.

- 備註：1. 樓面平面圖之尺規所列數字為以毫米標示之建築結構尺寸。
2. 入口大堂(作為私人升降機大堂)(如有)及溫室(如有)屬住宅物業一部分，並非發展項目之公用部分。如適用，在「發展項目中的住宅物業的面積」部分內所列出的有關住宅物業之實用面積包括該入口大堂及溫室之樓面面積。發展項目的認可人士已證明入口大堂及溫室(a)在使用上沒有限制亦不會對相關住宅物業業主享用該住宅物業造成影響及(b)是專供相關住宅物業業主使用而設。

LEGEND 2 圖例 2

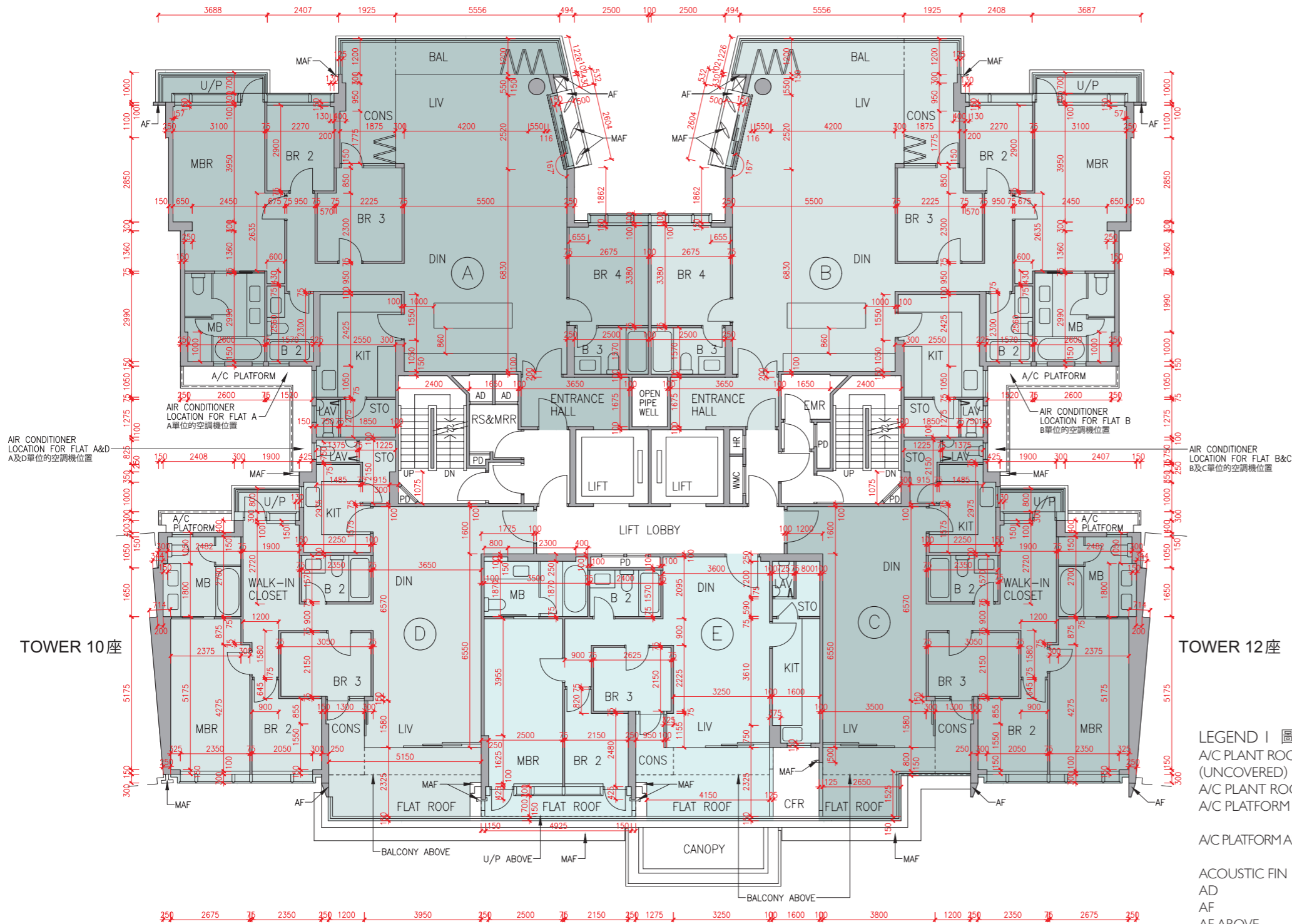
JACUZZI = 按摩池	RS & MRR = Refuse Storage & Material Recovery Room 垃圾及物料回收室
KIT = Kitchen 廚房	SKYLIGHT = 天窗
LAV = Lavatory 洗手間	SV = Smoke Vent 排煙口
LIFT = 升降機	STO = Store 儲物房
LIFT LOBBY = 升降機大堂	SWIMMING POOL = 游泳池
LIFT SHAFT = 升降機槽	TOP OF BALCONY = 下層露台上蓋
LIV = Living Room 客廳	TOP OF CURTAIN WALL = 幕牆頂部
LIV / DIN = Living / Dining Room 客/飯廳	TOP OF U/P = Top of Utility Platform 下層工作平台上蓋
MAF = Metal Architectural Feature 金屬建築裝飾	UP = Up 上
MBR = Master Bedroom 主人睡房	U/P = Utility Platform 工作平台
MB = Master Bathroom 主人浴室	U/P ABOVE = Utility Platform Above 上層工作平台
OPEN PIPE WELL = 開放式管道井	VOID = 中空
OWM = Openable Window For Maintenance 維修窗口	VOID ABOVE = 上層中空
PANTRY = 備餐間	WALK-IN CLOSET = 衣帽間
PLANTER = 花槽	WMC = Water Meter Cabinet 水錶箱
PITCHED ROOF = 斜天台	WMR = Water Meter Room 水錶房
PD = Pipe Duct 管道槽	
PLANTER = 花槽	
ROOF = 天台	



Floor plans of residential properties in the development

發展項目的住宅物業的樓面平面圖

Tower 11 座 1/F 1樓



Description 描述	Flat 單位				
	A	B	C	D	E
Floor-to-floor height (refers to the height between the top surface of the structural slab of a floor and the top surface of the structural slab of its immediate upper floor) of each residential property (m) 每個住宅物業的層與層之間的高度(指該樓層之石屎地台面與上一層石屎地台面之高度距離)(米)	3.375	3.375	3.375	3.025	3.025
Thickness of the floor slabs (excluding plaster) of each residential property (mm) 每個住宅物業的樓板(不包括灰泥)的厚度(毫米)	150	175	200	150	175

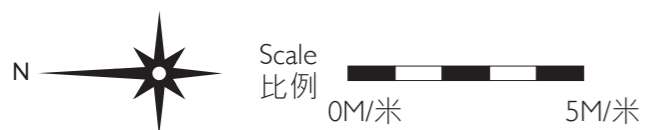
The internal areas of the residential properties on the upper floors will generally be slightly larger than those on the lower floors because of the reducing thickness of the structural walls on the upper floors.
因住宅物業的較高樓層的結構牆的厚度遞減，較高樓層的內部面積，一般比較低樓層的內部面積稍大。

Remarks : 1. The dimensions in the floor plans are all structural dimensions in millimetre.
2. The entrance hall (serving as a private lift lobby), if any, and conservatory form part of a residential property, are not common part of the Development. Where applicable, the saleable area of the relevant residential properties specified in the section "Area of Residential Properties in the Development" already includes the floor areas of such entrance hall and conservatory. The Authorised Person for the Development has certified that (a) there is no restriction on the usage of such entrance hall and conservatory which will affect owner's enjoyment of the relevant residential property and (b) such entrance hall and conservatory are made for the exclusive use of the owner of the relevant residential property.

備註：1. 樓面平面圖之尺規所列數字為以毫米標示之建築結構尺寸。
2. 入口大堂(作為私人升降機大堂)(如有)及溫室屬住宅物業一部分，並非發展項目之公用部分。如適用，在「發展項目中的住宅物業的面積」部分內所列出的有關住宅物業之實用面積包括該入口大堂及溫室之樓面面積。發展項目的認可人士已證明入口大堂及溫室(a)在使用上沒有限制亦不會對相關住宅物業業主享用該住宅物業造成影響及(b)是專供相關住宅物業業主使用而設。

LEGEND I 圖例 1

A/C PLANT ROOM (UNCOVERED) = Air Conditioner Plant Room (uncovered) 空調機房(沒有上蓋)	CD = Cable Duct 電線管道槽
A/C PLANT ROOM = Air Conditioner Plant Room 空調機房	CFR = Common Flat Roof 公用平台
A/C PLATFORM = Air Conditioner Platform 空調機平台	CPR = Common Pitched Roof 公用傾斜屋頂
A/C PLATFORM ABOVE = Air Conditioner Platform Above 上層空調機平台	CONS = Conservatory 溫室
ACOUSTIC FIN = 隔音牆	CURTAIN WALL ABOVE = 上方之幕牆
AD = Air Duct 通風管道槽	DN = Down 下
AF = Architectural Feature 建築裝飾	DIN = Dining Room 飯廳
AF ABOVE = Architectural Feature Above 上層建築裝飾	DOG HOUSE = Mechanical & Electrical Services Duct Connecting to the Floor Below 連接下層的機電設施管道
AF ON I/F = 建築裝飾於1樓	DPMR = Drainage Pipe Maintenance Room 排水管維修房
B = Bathroom 浴室	ELV = Extra Low Voltage Duct 低電壓管道
BAL = Balcony 露台	EMR = Electricity Meter Room 電錶房
BALCONY ABOVE = Balcony above 上層露台	ENTRANCE HALL = 入口大堂
BR = Bedroom 睡房	FAMILY ROOM = 家庭廳
BUILDING LINE ABOVE = 上方之建築邊線	FLAT ROOF = 平台
CANOPY = 簷篷	GARDEN = 花園
CANOPY ABOVE = 上層簷篷	HR = Hose Reel 消防喉轆



Floor plans of residential properties in the development

發展項目的住宅物業的樓面平面圖

Tower 11 座 2/F - 6/F (4/F is omitted) 2樓-6樓(不設4樓)

Description 描述	Flat 單位					
	A	B	C	D	E	
Floor-to-floor height (refers to the height between the top surface of the structural slab of a floor and the top surface of the structural slab of its immediate upper floor) of each residential property (m) 每個住宅物業的層與層之間的高度(指該樓層之石屎地台與上一層石屎地台面之高度距離)(米)	2/F-5/F 2樓-5樓	3.375				
	6/F 6樓	3.150	3.150	3.150	3.150	3.150
		3.500	3.500	3.500	3.500	3.500
		3.850	3.550	3.500	3.550	3.550
						3.710
Thickness of the floor slabs (excluding plaster) of each residential property (mm) 每個住宅物業的樓板(不包括灰泥)的厚度(毫米)	2/F-6/F 2樓-6樓	150	175	150	175	150

The internal areas of the residential properties on the upper floors will generally be slightly larger than those on the lower floors because of the reducing thickness of the structural walls on the upper floors.

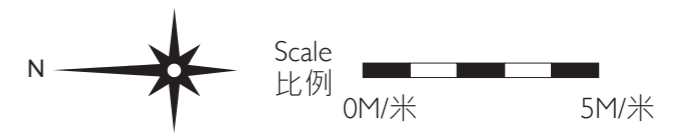
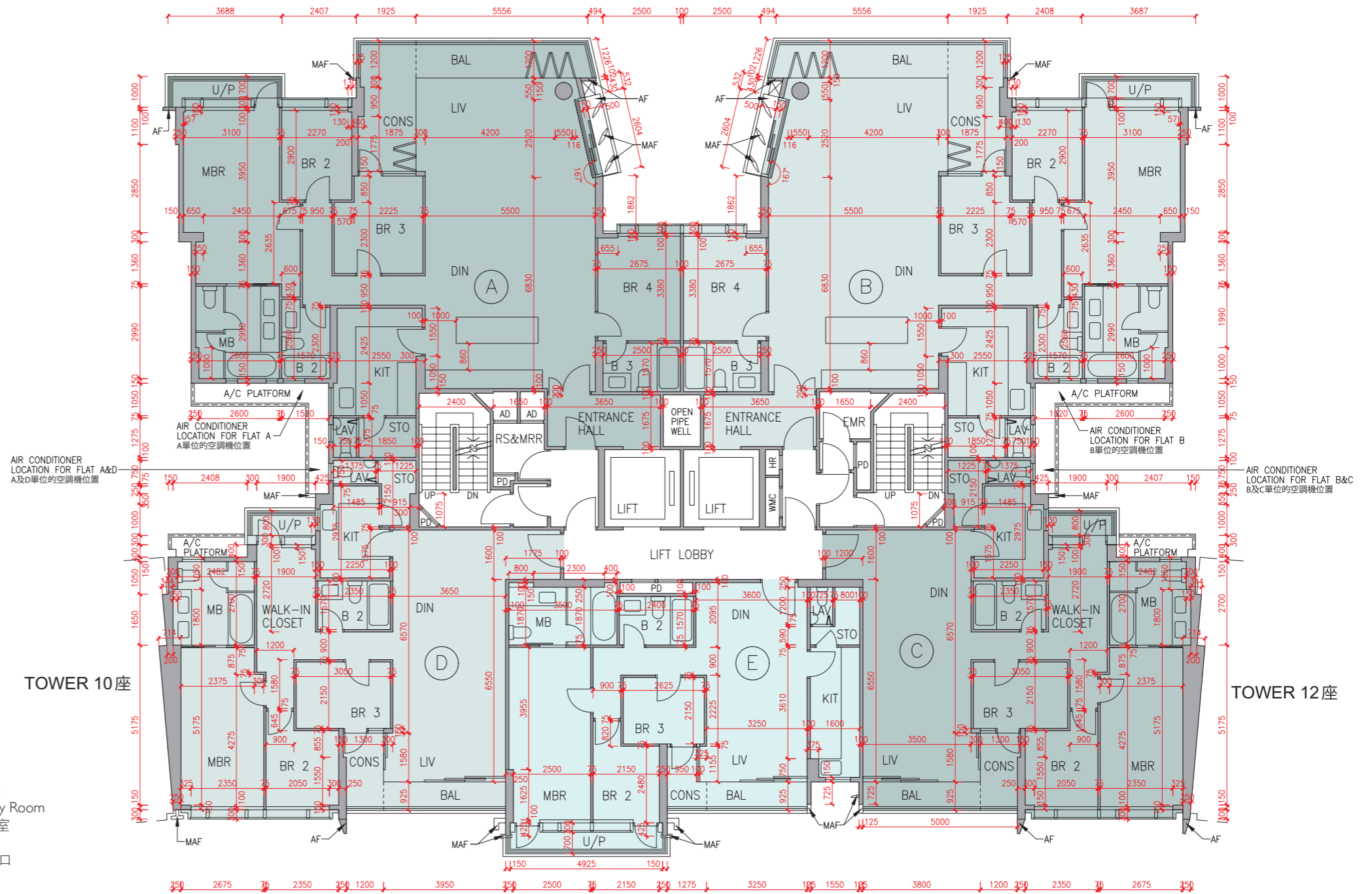
因住宅物業的較高樓層的結構牆的厚度遞減，較高樓層的內部面積，一般比較低樓層的內部面積稍大。

- Remarks: 1. The dimensions in the floor plans are all structural dimensions in millimetre.
2. The entrance hall (serving as a private lift lobby), if any, and conservatory form part of a residential property, are not common part of the Development. Where applicable, the saleable area of the relevant residential properties specified in the section "Area of Residential Properties in the Development" already includes the floor areas of such entrance hall and conservatory. The Authorised Person for the Development has certified that (a) there is no restriction on the usage of such entrance hall and conservatory which will affect owner's enjoyment of the relevant residential property and (b) such entrance hall and conservatory are made for the exclusive use of the owner of the relevant residential property.

- 備註：1. 樓面平面圖之尺規所列數字為以毫米標示之建築結構尺寸。
2. 入口大堂(作為私人升降機大堂)(如有)及溫室屬住宅物業一部分，並非發展項目之公用部分。如適用，在「發展項目中的住宅物業的面積」部分內所列出的有關住宅物業之實用面積包括該入口大堂及溫室之樓面面積。發展項目的認可人士已證明入口大堂及溫室(a)在使用上沒有限制亦不會對相關住宅物業業主享用該住宅物業造成影響及(b)是專供相關住宅物業業主使用而設。

LEGEND 2 圖例 2

JACUZZI = 按摩池	RS & MRR = Refuse Storage & Material Recovery Room 垃圾及物料回收室
KIT = Kitchen 廚房	SKYLIGHT = 天窗
LAV = Lavatory 洗手間	SV = Smoke Vent 排煙口
LIFT = 升降機	STO = Store 儲物房
LIFT LOBBY = 升降機大堂	SWIMMING POOL = 游泳池
LIFT SHAFT = 升降機槽	TOP OF BALCONY = 下層露台上蓋
LIV = Living Room 客廳	TOP OF CURTAIN WALL = 幕牆頂部
LIV / DIN = Living / Dining Room 客/飯廳	TOP OF U/P = Top of Utility Platform 下層工作平台上蓋
MAF = Metal Architectural Feature 金屬建築裝飾	UP = Up 上
MBR = Master Bedroom 主人睡房	U/P = Utility Platform 工作平台
MB = Master Bathroom 主人浴室	U/P ABOVE = Utility Platform Above 上層工作平台
OPEN PIPE WELL = 開放式管道井	VOID = 中空
OWM = Openable Window For Maintenance 維修窗口	VOID ABOVE = 上層中空
PANTRY = 備餐間	WALK-IN CLOSET = 衣帽間
PLANTER = 花槽	WMC = Water Meter Cabinet 水錶箱
PITCHED ROOF = 斜天台	WMR = Water Meter Room 水錶房
PD = Pipe Duct 管道槽	
PLANTER = 花槽	
ROOF = 天台	



Floor plans of residential properties in the development

發展項目的住宅物業的樓面平面圖

Tower 11 座 7/F 7樓

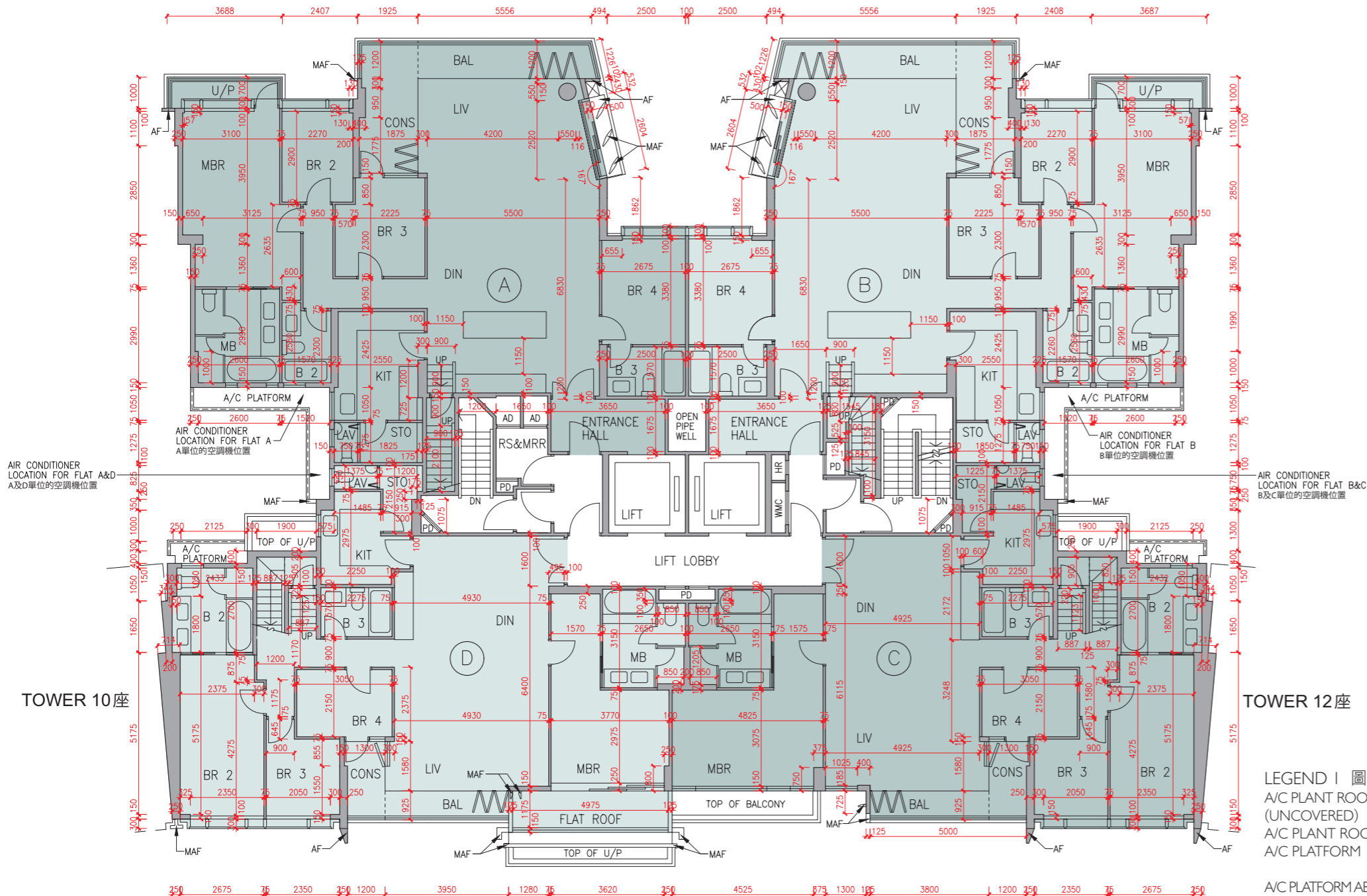
Description 描述	Flat 單位			
	A	B	C	D
Floor-to-floor height (refers to the height between the top surface of the structural slab of a floor and the top surface of the structural slab of its immediate upper floor) of each residential property (m) 每個住宅物業的層與層之間的高度(指該樓層之石屎地台面與上一層石屎地台面之高度距離)(米)	7/F	3.500	3.460	3.500
	7樓	3.540	3.500	3.550
		3.550	3.550	3.800
		3.710	3.800	3.850
		3.850	3.850	3.950
Thickness of the floor slabs (excluding plaster) of each residential property (mm) 每個住宅物業的樓板(不包括灰泥)的厚度(毫米)	7/F	150	150	150
	7樓	175	175	175
		200	200	200
		200	200	200
		225	225	200

The internal areas of the residential properties on the upper floors will generally be slightly larger than those on the lower floors because of the reducing thickness of the structural walls on the upper floors.

因住宅物業的較高樓層的結構牆的厚度遞減，較高樓層的內部面積，一般比較低樓層的內部面積稍大。

Remarks: 1. The dimensions in the floor plans are all structural dimensions in millimetre.
2. The entrance hall (serving as a private lift lobby), if any, and conservatory form part of a residential property, are not common part of the Development. Where applicable, the saleable area of the relevant residential properties specified in the section "Area of Residential Properties in the Development" already includes the floor areas of such entrance hall and conservatory. The Authorised Person for the Development has certified that (a) there is no restriction on the usage of such entrance hall and conservatory which will affect owner's enjoyment of the relevant residential property and (b) such entrance hall and conservatory are made for the exclusive use of the owner of the relevant residential property.

備註: 1. 樓面平面圖之尺規所列數字為以毫米標示之建築結構尺寸。
2. 入口大堂(作為私人升降機大堂)(如有)及溫室屬住宅物業一部分，並非發展項目之公用部分。如適用，在「發展項目中的住宅物業的面積」部分內所列出的有關住宅物業之實用面積包括該入口大堂及溫室之樓面面積。發展項目的認可人士已證明入口大堂及溫室(a)在使用上沒有限制亦不會對相關住宅物業業主享用該住宅物業造成影響及(b)是專供相關住宅物業業主使用而設。




TOWER 10 座

TOWER 12 座

LEGEND | 圖例 1

- A/C PLANT ROOM (UNCOVERED) = Air Conditioner Plant Room (uncovered) 空調機房(沒有上蓋)
- A/C PLANT ROOM = Air Conditioner Plant Room 空調機房
- A/C PLATFORM = Air Conditioner Platform 空調機平台
- A/C PLATFORM ABOVE = Air Conditioner Platform Above 上層空調機平台
- ACOUSTIC FIN = 隔音牆
- AD = Air Duct 通風管道槽
- AF = Architectural Feature 建築裝飾
- AF ABOVE = Architectural Feature Above 上層建築裝飾
- AF ON I/F = 建築裝飾於1樓
- B = Bathroom 浴室
- BAL = Balcony 露台
- BALCONY ABOVE = Balcony above 上層露台
- BR = Bedroom 睡房
- BUILDING LINE ABOVE = 上方之建築邊線
- CANOPY = 簷篷
- CANOPY ABOVE = 上層簷篷
- CD = Cable Duct 電線管道槽
- CFR = Common Flat Roof 公用平台
- CPR = Common Pitched Roof 公用傾斜屋頂
- CONS = Conservatory 溫室
- CURTAIN WALL ABOVE = 上方之幕牆
- DN = Down 下
- DIN = Dining Room 飯廳
- DOG HOUSE = Mechanical & Electrical Services Duct Connecting to the Floor Below 連接下層的機電設施管道
- DPMR = Drainage Pipe Maintenance Room 排水管維修房
- ELV = Extra Low Voltage Duct 低電壓管道
- EMR = Electricity Meter Room 電錶房
- ENTRANCE HALL = 入口大堂
- FAMILY ROOM = 家庭廳
- FLAT ROOF = 平台
- GARDEN = 花園
- HR = Hose Reel 消防喉轆



Floor plans of residential properties in the development

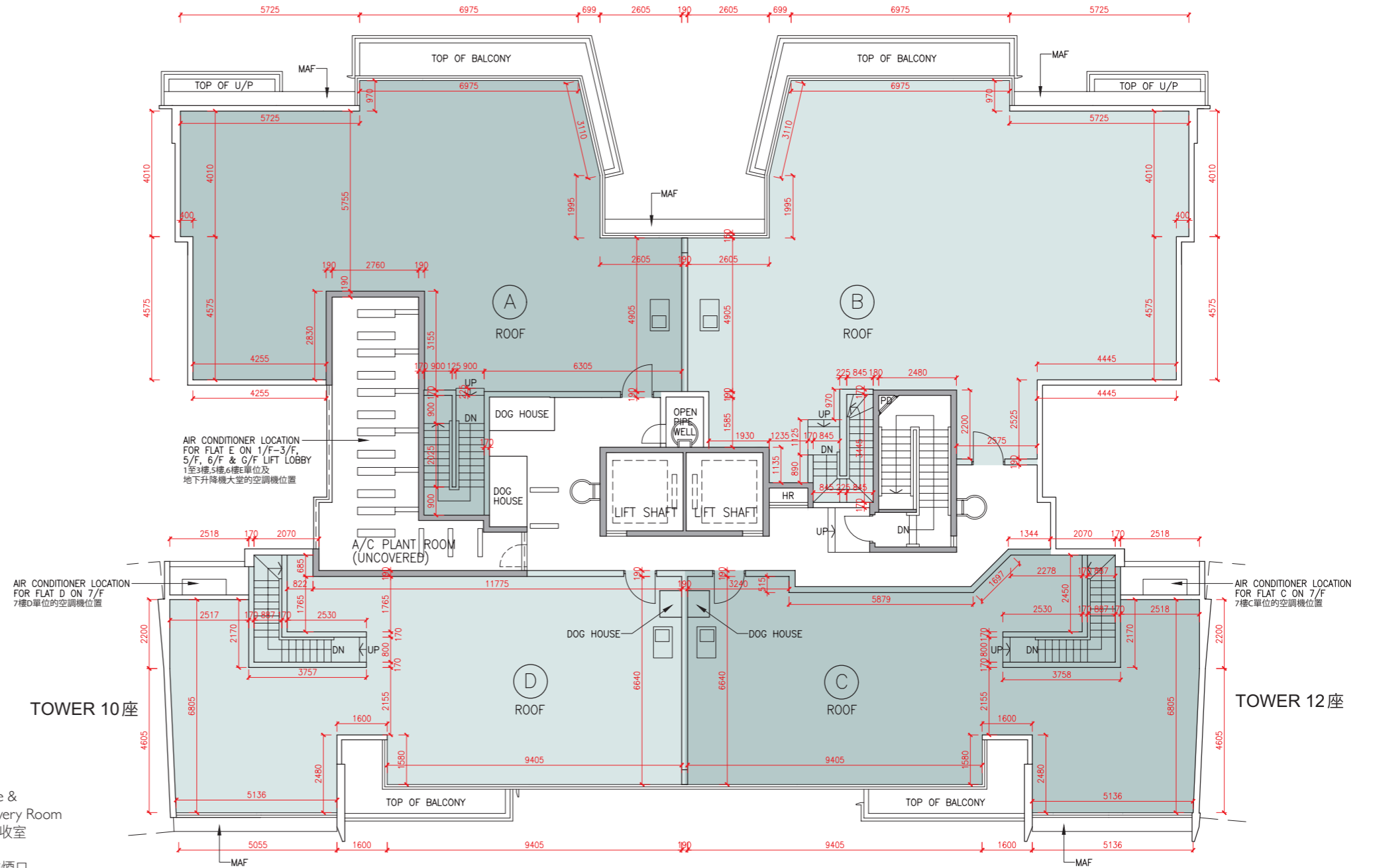
發展項目的住宅物業的樓面平面圖

Tower 11 座 Roof 天台

The internal areas of the residential properties on the upper floors will generally be slightly larger than those on the lower floors because of the reducing thickness of the structural walls on the upper floors.

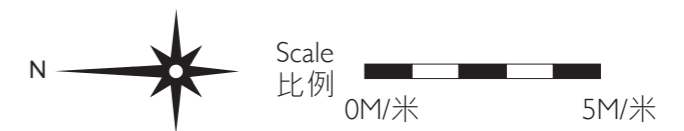
因住宅物業的較高樓層的結構牆的厚度遞減，較高樓層的內部面積，一般比較低樓層的內部面積稍大。

Remark: The dimensions in the floor plans are all structural dimensions in millimetre.
備註：樓面平面圖之尺規所列數字為以毫米標示之建築結構尺寸。



LEGEND 2 圖例 2

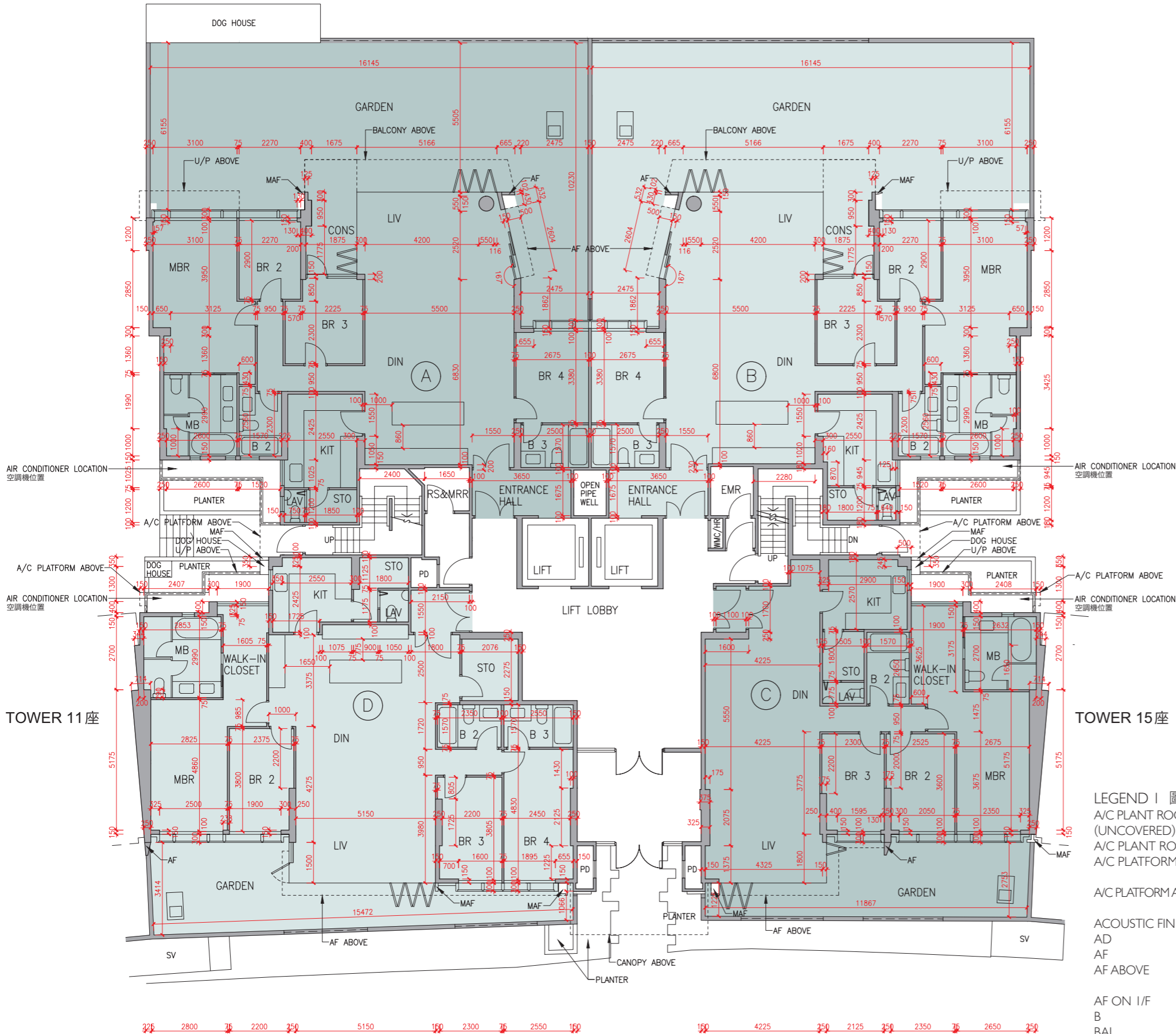
JACUZZI	= 按摩池	RS & MRR	= Refuse Storage & Material Recovery Room 垃圾及物料回收室
KIT	= Kitchen 廚房	SKYLIGHT	= 天窗
LAV	= Lavatory 洗手間	SV	= Smoke Vent 排煙口
LIFT	= 升降機	STO	= Store 儲物房
LIFT LOBBY	= 升降機大堂	SWIMMING POOL	= 游泳池
LIFT SHAFT	= 升降機槽	TOP OF BALCONY	= 下層露台上蓋
LIV	= Living Room 客廳	TOP OF CURTAIN WALL	= 幕牆頂部
LIV / DIN	= Living / Dining Room 客/飯廳	TOP OF U/P	= Top of Utility Platform 下層工作平台上蓋
MAF	= Metal Architectural Feature 金屬建築裝飾	UP	= Up 上
MBR	= Master Bedroom 主人睡房	U/P	= Utility Platform 工作平台
MB	= Master Bathroom 主人浴室	U/P ABOVE	= Utility Platform Above 上層工作平台
OPEN PIPE WELL	= 開放式管道井	VOID	= 中空
OWM	= Openable Window For Maintenance 維修窗口	VOID ABOVE	= 上層中空
PANTRY	= 備餐間	WALK-IN CLOSET	= 衣帽間
PLANTER	= 花槽	WMC	= Water Meter Cabinet 水錶箱
PITCHED ROOF	= 斜天台	WMR	= Water Meter Room 水錶房
PD	= Pipe Duct 管道槽		
PLANTER	= 花槽		
ROOF	= 天台		



Floor plans of residential properties in the development

發展項目的住宅物業的樓面平面圖

Tower 12 座 G/F 地下



Description 描述	Flat 單位			
	A	B	C	D
Floor-to-floor height (refers to the height between the top surface of the structural slab of a floor and the top surface of the structural slab of its immediate upper floor) of each residential property (m) 每個住宅物業的層與層之間的高度 (指該樓層之石屎地台面與上一層石屎地台面之高度距離)(米)	3.050			
	3.150			3.150
	3.350	3.150		3.200
	3.390	3.200		3.300
	3.450	3.450		3.450
	3.500	3.500		3.500
	3.550	3.550		3.550
	3.700	3.850		3.850
	4.000	3.900		3.900
4.050				
Thickness of the floor slabs (excluding plaster) of each residential property (mm) 每個住宅物業的樓板 (不包括灰泥)的厚度(毫米)	150			
	175			
	200	150		150
	200	175		200
	225	200		200

The internal areas of the residential properties on the upper floors will generally be slightly larger than those on the lower floors because of the reducing thickness of the structural walls on the upper floors.

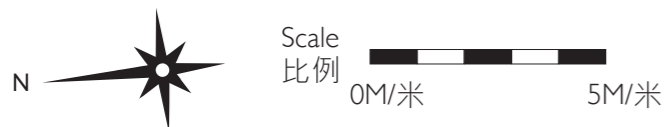
因住宅物業的較高樓層的結構牆的厚度遞減，較高樓層的內部面積，一般比較低樓層的內部面積稍大。

- Remarks : 1. The dimensions in the floor plans are all structural dimensions in millimetre.
2. The entrance hall (serving as a private lift lobby), if any, and conservatory, if any, form part of a residential property, are not common part of the Development. Where applicable, the saleable area of the relevant residential properties specified in the section "Area of Residential Properties in the Development" already includes the floor areas of such entrance hall and conservatory. The Authorised Person for the Development has certified that (a) there is no restriction on the usage of such entrance hall and conservatory which will affect owner's enjoyment of the relevant residential property and (b) such entrance hall and conservatory are made for the exclusive use of the owner of the relevant residential property.

- 備註：1. 樓面平面圖之尺規所列數字為以毫米標示之建築結構尺寸。
2. 入口大堂(作為私人升降機大堂)(如有)及溫室(如有)屬住宅物業一部分，並非發展項目之公用部分。如適用，在「發展項目中的住宅物業的面積」部分內所列出的有關住宅物業之實用面積包括該入口大堂及溫室之樓面面積。發展項目的認可人士已證明入口大堂及溫室(a)在使用上沒有限制亦不會對相關住宅物業業主享用該住宅物業造成影響及(b)是專供相關住宅物業業主使用而設。

LEGEND | 圖例 1

A/C PLANT ROOM (UNCOVERED) = Air Conditioner Plant Room (uncovered) 空調機房(沒有上蓋)	CD = Cable Duct 電線管道槽
A/C PLANT ROOM = Air Conditioner Plant Room 空調機房	CFR = Common Flat Roof 公用平台
A/C PLATFORM = Air Conditioner Platform 空調機平台	CPR = Common Pitched Roof 公用傾斜屋頂
A/C PLATFORM ABOVE = Air Conditioner Platform Above 上層空調機平台	CONS = Conservatory 溫室
ACOUSTIC FIN = 隔音牆	CURTAIN WALL ABOVE = 上方之幕牆
AD = Air Duct 通風管道槽	DN = Down 下
AF = Architectural Feature 建築裝飾	DIN = Dining Room 飯廳
AF ABOVE = Architectural Feature Above 上層建築裝飾	DOG HOUSE = Mechanical & Electrical Services Duct Connecting to the Floor Below 連接下層的機電設施管道
AF ON I/F = 建築裝飾於1樓	DPMR = Drainage Pipe Maintenance Room 排水管維修房
B = Bathroom 浴室	ELV = Extra Low Voltage Duct 低電壓管道
BAL = Balcony 露台	EMR = Electricity Meter Room 電錶房
BALCONY ABOVE = Balcony above 上層露台	ENTRANCE HALL = 入口大堂
BR = Bedroom 睡房	FAMILY ROOM = 家庭廳
BUILDING LINE ABOVE = 上方之建築邊線	FLAT ROOF = 平台
CANOPY = 簷篷	GARDEN = 花園
CANOPY ABOVE = 上層簷篷	HR = Hose Reel 消防喉轆



Layout on the latest approved building plans, for "as-is" layout of Flat B, G/F, Tower 12, please refer to separate floor plan under this section.
最新經批准的建築圖則的布局，現時第12座地下B單位之布局另載於本章節。

Floor plans of residential properties in the development

發展項目的住宅物業的樓面平面圖

Tower 12 座 G/F 地下

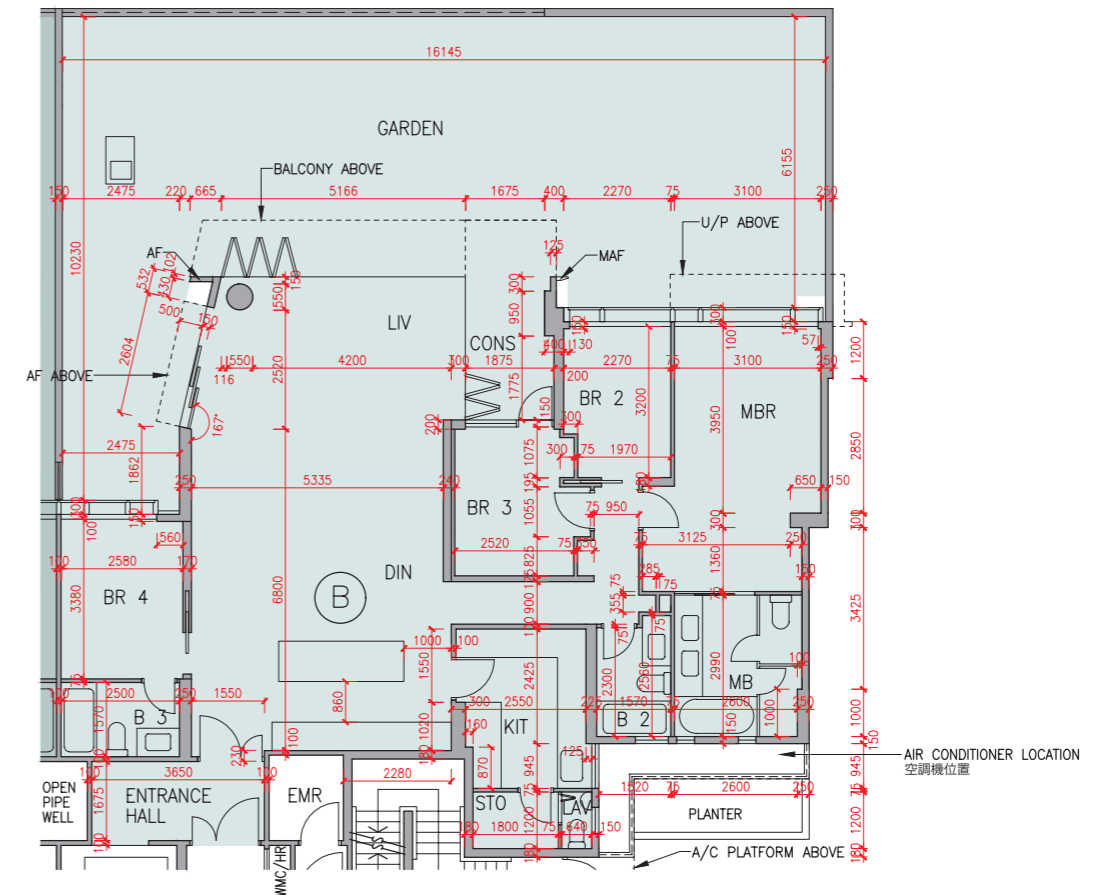
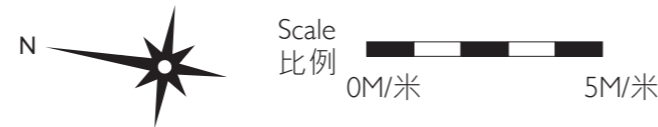
"As-is" layout with exempted works carried out under the Building Ordinance
獲建築物條例豁免的工程進行後的現時布局

List of exempted works under the Building Ordinance (Cap.123) carried out at Flat B after the completion of works as shown in the latest approved building plans:

- Partition wall layout between master bedroom and bedroom 2 changed.
- Partition wall layout between bedroom 2 and bedroom 3 changed.
- Door of master bedroom relocated.
- Door of bedroom 2 changed to sliding door.
- Door of bedroom 3 relocated.
- Door of bedroom 4 changed to sliding door and thickness of relevant wall increased.
- Thickness of wall at living and dining room increased.
- Partition wall layout between master bedroom and corridor changed.

在最新經批准的建築圖則所顯示的工程完成後，按建築物條例（第123章），於B單位作為豁免工程進行的工程如下：

- 更改主人睡房及睡房2之間的分牆布局。
- 更改睡房2及睡房3之間的分牆布局。
- 主人睡房房門位置移位。
- 更改睡房2房門為趟門。
- 睡房3房門位置移位。
- 更改睡房4房門為趟門及增加有關牆身厚度。
- 增加客廳及飯廳的牆身厚度。
- 更改主人睡房及走廊之間的分牆布局。



The internal areas of the residential properties on the upper floors will generally be slightly larger than those on the lower floors because of the reducing thickness of the structural walls on the upper floors.

因住宅物業的較高樓層的結構牆的厚度遞減，較高樓層的內部面積，一般比較低樓層的內部面積稍大。

Remarks: 1. The dimensions in the floor plans are all structural dimensions in millimetre.

2. The entrance hall (serving as a private lift lobby) and conservatory form part of a residential property, are not common part of the Development. The saleable area of the relevant residential properties specified in the section "Area of Residential Properties in the Development" already includes the floor areas of such entrance hall and conservatory. The Authorised Person for the Development has certified that (a) there is no restriction on the usage of such entrance hall and conservatory which will affect owner's enjoyment of the relevant residential property and (b) such entrance hall and conservatory are made for the exclusive use of the owner of the relevant residential property.

備註：1. 樓面平面圖之尺規所列數字為以毫米標示之建築結構尺寸。

2. 入口大堂(作為私人升降機大堂)及溫室屬住宅物業一部分，並非發展項目之公用部分。在「發展項目中的住宅物業的面積」部分內所列出的有關住宅物業之實用面積包括該入口大堂及溫室之樓面面積。發展項目的認可人士已證明入口大堂及溫室(a)在使用上沒有限制亦不會對相關住宅物業業主享用該住宅物業造成影響及(b)是專供相關住宅物業業主使用而設。

This page left blank intentionally
本頁故意留白

發展項目的住宅物業的樓面平面圖

Tower 12 座 1/F 1樓

Description 描述	Flat 單位				
	A	B	C	D	E
Floor-to-floor height (refers to the height between the top surface of the structural slab of a floor and the top surface of the structural slab of its immediate upper floor) of each residential property (m) 每個住宅物業的層與層之間的高度(指該樓層之石屎地台面與上一層石屎地台面之高度距離)(米)	3.375		3.375	3.025	3.025
Thickness of the floor slabs (excluding plaster) of each residential property (mm) 每個住宅物業的樓板(不包括灰泥)的厚度(毫米)	150		150	175	175
	175				
	200				
	225				

The internal areas of the residential properties on the upper floors will generally be slightly larger than those on the lower floors because of the reducing thickness of the structural walls on the upper floors.

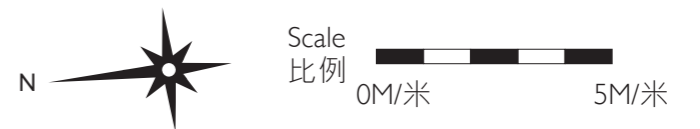
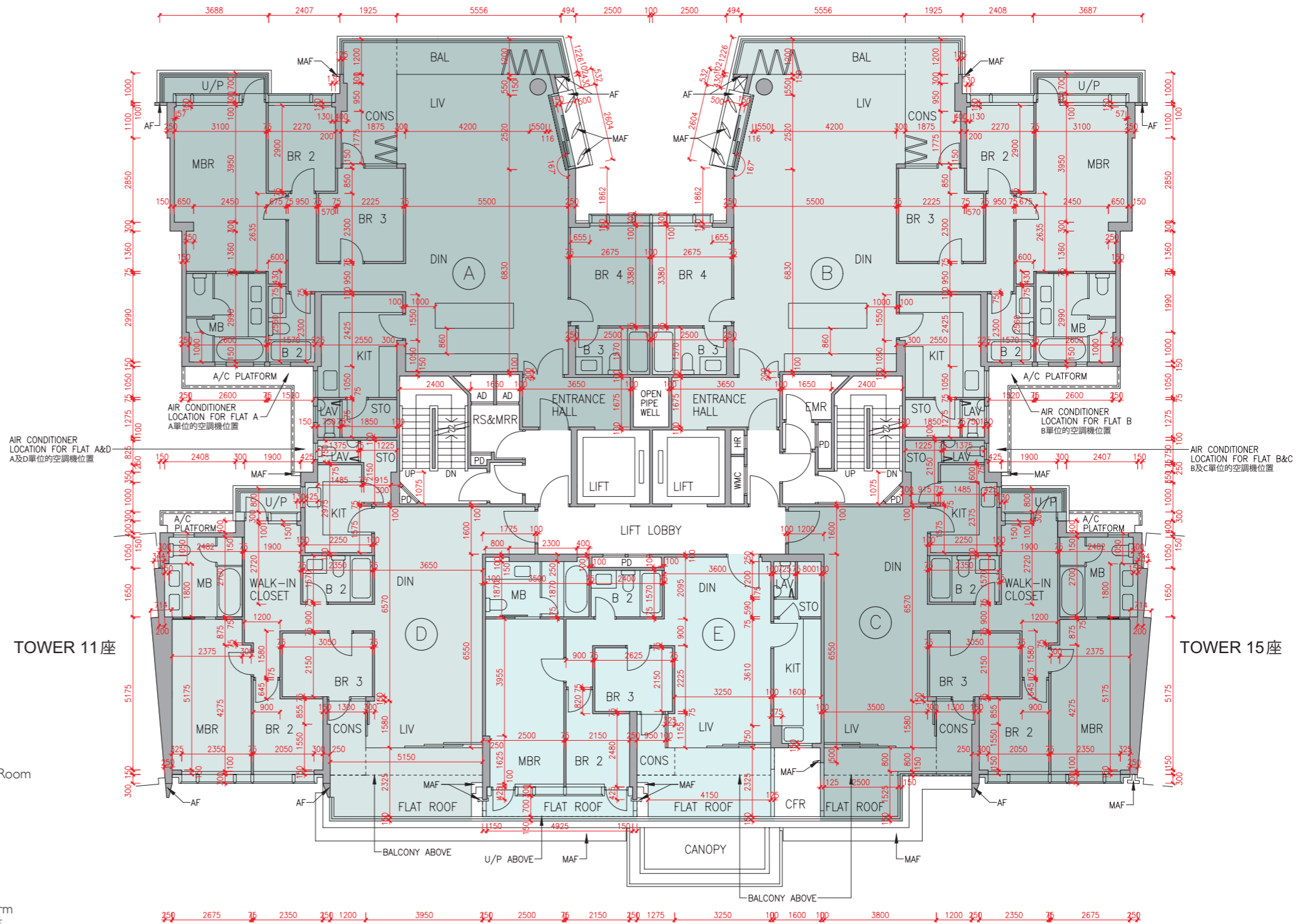
因住宅物業的較高樓層的結構牆的厚度遞減，較高樓層的內部面積，一般比較低樓層的內部面積稍大。

- Remarks: 1. The dimensions in the floor plans are all structural dimensions in millimetre.
2. The entrance hall (serving as a private lift lobby), if any, and conservatory form part of a residential property, are not common part of the Development. Where applicable, the saleable area of the relevant residential properties specified in the section "Area of Residential Properties in the Development" already includes the floor areas of such entrance hall and conservatory. The Authorised Person for the Development has certified that (a) there is no restriction on the usage of such entrance hall and conservatory which will affect owner's enjoyment of the relevant residential property and (b) such entrance hall and conservatory are made for the exclusive use of the owner of the relevant residential property.

- 備註：1. 樓面平面圖之尺規所列數字為以毫米標示之建築結構尺寸。
2. 入口大堂(作為私人升降機大堂)(如有)及溫室屬住宅物業一部分，並非發展項目之公用部分。如適用，在「發展項目中的住宅物業的面積」部分內所列出的有關住宅物業之實用面積包括該入口大堂及溫室之樓面面積。發展項目的認可人士已證明入口大堂及溫室(a)在使用上沒有限制亦不會對相關住宅物業業主享用該住宅物業造成影響及(b)是專供相關住宅物業業主使用而設。

LEGEND 2 圖例 2

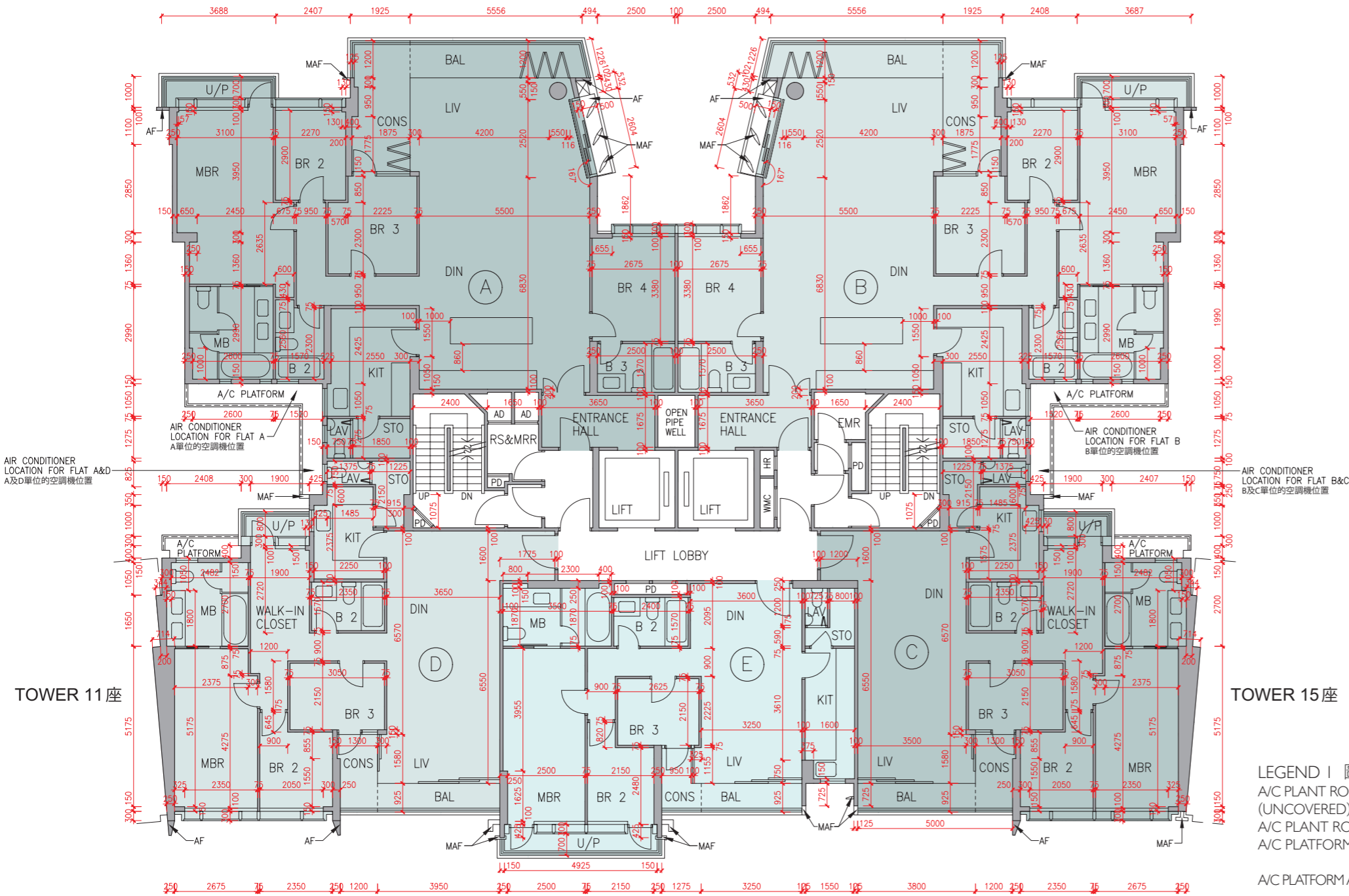
JACUZZI = 按摩池	RS & MRR = Refuse Storage & Material Recovery Room 垃圾及物料回收室
KIT = Kitchen 廚房	SKYLIGHT = 天窗
LAV = Lavatory 洗手間	SV = Smoke Vent 排煙口
LIFT = 升降機	STO = Store 儲物房
LIFT LOBBY = 升降機大堂	SWIMMING POOL = 游泳池
LIFT SHAFT = 升降機槽	TOP OF BALCONY = 下層露台上蓋
LIV = Living Room 客廳	TOP OF CURTAIN WALL = 幕牆頂部
LIV / DIN = Living / Dining Room 客/飯廳	TOP OF U/P = Top of Utility Platform 下層工作平台上蓋
MAF = Metal Architectural Feature 金屬建築裝飾	UP = Up 上
MBR = Master Bedroom 主人睡房	U/P = Utility Platform 工作平台
MB = Master Bathroom 主人浴室	U/P ABOVE = Utility Platform Above 上層工作平台
OPEN PIPE WELL = 開放式管道井	VOID = 中空
OWM = Openable Window For Maintenance 維修窗口	VOID ABOVE = 上層中空
PANTRY = 備餐間	WALK-IN CLOSET = 衣帽間
PLANTER = 花槽	WMC = Water Meter Cabinet 水錶箱
PITCHED ROOF = 斜天台	WMR = Water Meter Room 水錶房
PD = Pipe Duct 管道槽	
PLANTER = 花槽	
ROOF = 天台	



Floor plans of residential properties in the development

發展項目的住宅物業的樓面平面圖

Tower 12 座 2/F - 6/F (4/F is omitted) 2樓-6樓(不設4樓)



Layout on the latest approved building plans, for "as-is" layout of Flat A, 5/F, Tower 12, please refer to separate floor plan under this section.
最新經批准的建築圖則的布局，現時第12座5樓A單位之布局另載於本章節。

Description 描述	Flat 單位				
	A	B	C	D	E
Floor-to-floor height (refers to the height between the top surface of the structural slab of a floor and the top surface of the structural slab of its immediate upper floor) of each residential property (m) 每個住宅物業的層與層之間的高度(指該樓層之石屎地台與上一層石屎地台之高度距離)(米)	2/F-5/F 2樓-5樓				
	3.375				
Thickness of the floor slabs (excluding plaster) of each residential property (mm) 每個住宅物業的樓板(不包括灰泥)的厚度(毫米)	2/F-6/F 2樓-6樓				
	150 175 200 225	150 175	150 175	150 175	150 175 200

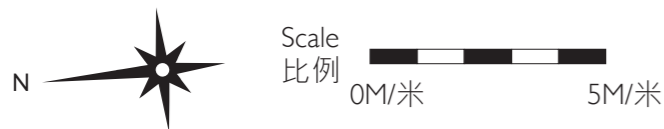
The internal areas of the residential properties on the upper floors will generally be slightly larger than those on the lower floors because of the reducing thickness of the structural walls on the upper floors.
因住宅物業的較高樓層的結構牆的厚度遞減，較高樓層的內部面積，一般比較低樓層的內部面積稍大。

Remarks: 1. The dimensions in the floor plans are all structural dimensions in millimetre.
2. The entrance hall (serving as a private lift lobby), if any, and conservatory form part of a residential property, are not common part of the Development. Where applicable, the saleable area of the relevant residential properties specified in the section "Area of Residential Properties in the Development" already includes the floor areas of such entrance hall and conservatory. The Authorised Person for the Development has certified that (a) there is no restriction on the usage of such entrance hall and conservatory which will affect owner's enjoyment of the relevant residential property and (b) such entrance hall and conservatory are made for the exclusive use of the owner of the relevant residential property.

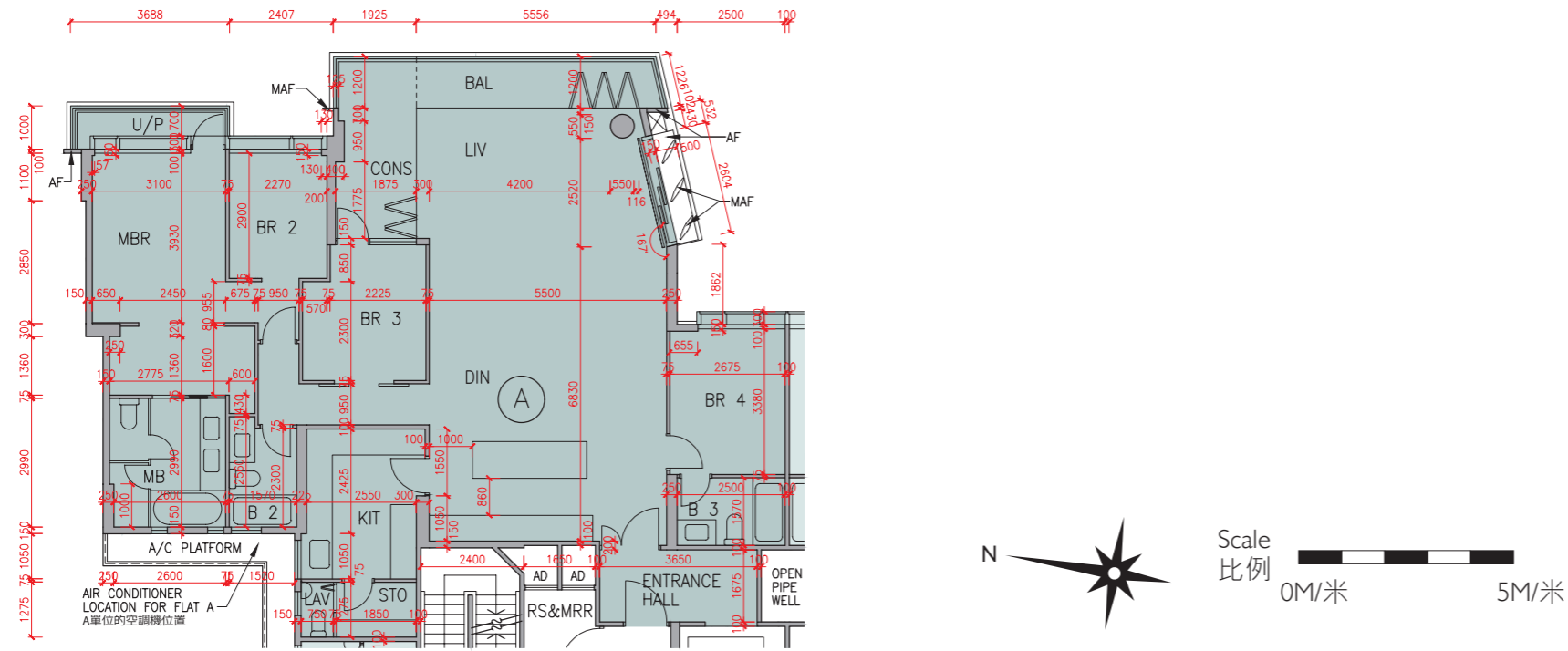
備註: 1. 樓面平面圖之尺規所列數字為以毫米標示之建築結構尺寸。
2. 入口大堂(作為私人升降機大堂)(如有)及溫室屬住宅物業一部分，並非發展項目之公用部分。如適用，在「發展項目中的住宅物業的面積」部分內所列出的有關住宅物業之實用面積包括該入口大堂及溫室之樓面面積。發展項目的認可人士已證明入口大堂及溫室(a)在使用上沒有限制亦不會對相關住宅物業業主享用該住宅物業造成影響及(b)是專供相關住宅物業業主使用而設。

LEGEND I 圖例 1

A/C PLANT ROOM (UNCOVERED) = Air Conditioner Plant Room (uncovered) 空調機房(沒有上蓋)	CD = Cable Duct 電線管道槽
A/C PLANT ROOM = Air Conditioner Plant Room 空調機房	CFR = Common Flat Roof 公用平台
A/C PLATFORM = Air Conditioner Platform 空調機平台	CPR = Common Pitched Roof 公用傾斜屋頂
A/C PLATFORM ABOVE = Air Conditioner Platform Above 上層空調機平台	CONS = Conservatory 溫室
ACOUSTIC FIN = 隔音牆	CURTAIN WALL ABOVE = 上方之幕牆
AD = Air Duct 通風管道槽	DN = Down 下
AF = Architectural Feature 建築裝飾	DIN = Dining Room 飯廳
AF ABOVE = Architectural Feature Above 上層建築裝飾	DOG HOUSE = Mechanical & Electrical Services Duct Connecting to the Floor Below 連接下層的機電設施管道
AF ON I/F = 建築裝飾於1樓	DPMR = Drainage Pipe Maintenance Room 排水管維修房
B = Bathroom 浴室	ELV = Extra Low Voltage Duct 低電壓管道
BAL = Balcony 露台	EMR = Electricity Meter Room 電錶房
BALCONY ABOVE = Balcony above 上層露台	ENTRANCE HALL = 入口大堂
BR = Bedroom 睡房	FAMILY ROOM = 家庭廳
BUILDING LINE ABOVE = 上方之建築邊線	FLAT ROOF = 平台
CANOPY = 簷篷	GARDEN = 花園
CANOPY ABOVE = 上層簷篷	HR = Hose Reel 消防喉轆



Tower 12 座 5/F 5樓



"As-is" layout with exempted works carried out under the Building Ordinance

獲建築物條例豁免的工程進行後的現時布局

List of exempted works under the Building Ordinance (Cap.123) carried out at Flat A after the completion of works as shown in the latest approved building plans:

- (a) Door of bedroom 2 removed.
- (b) Door of master bedroom removed.
- (c) Door added at corridor leading to bedrooms.
- (d) Door of bedroom 3 changed to sliding door.
- (e) Partition wall added at master bedroom.

在最新經批准的建築圖則所顯示的工程完成後，按建築物條例（第123章），於A單位作為豁免工程進行的工程如下：

- (a) 刪除睡房2房門。
- (b) 刪除主人睡房房門。
- (c) 增添門於通往睡房之走廊。
- (d) 更改睡房3房門為趟門。
- (e) 於主人睡房增添間牆。

The internal areas of the residential properties on the upper floors will generally be slightly larger than those on the lower floors because of the reducing thickness of the structural walls on the upper floors.

因住宅物業的較高樓層的結構牆的厚度遞減，較高樓層的內部面積，一般比較低樓層的內部面積稍大。

Remarks: 1. The dimensions in the floor plans are all structural dimensions in millimetre.

2. The entrance hall (serving as a private lift lobby) and conservatory form part of a residential property, are not common part of the Development. The saleable area of the relevant residential properties specified in the section "Area of Residential Properties in the Development" already includes the floor areas of such entrance hall and conservatory. The Authorised Person for the Development has certified that (a) there is no restriction on the usage of such entrance hall and conservatory which will affect owner's enjoyment of the relevant residential property and (b) such entrance hall and conservatory are made for the exclusive use of the owner of the relevant residential property.

備註：1. 樓面平面圖之尺規所列數字為以毫米標示之建築結構尺寸。

2. 入口大堂(作為私人升降機大堂)及溫室屬住宅物業一部分，並非發展項目之公用部分。在「發展項目中的住宅物業的面積」部分內所列出的有關住宅物業之實用面積包括該入口大堂及溫室之樓面面積。發展項目的認可人士已證明入口大堂及溫室(a)在使用上沒有限制亦不會對相關住宅物業業主享用該住宅物業造成影響及(b)是專供相關住宅物業業主使用而設。

This page left blank intentionally
本頁故意留白

Floor plans of residential properties in the development

發展項目的住宅物業的樓面平面圖

Tower 12 座 7/F 7樓

Description 描述	Flat 單位			
	A	B	C	D
Floor-to-floor height (refers to the height between the top surface of the structural slab of a floor and the top surface of the structural slab of its immediate upper floor) of each residential property (m) 每個住宅物業的層與層之間的高度 (指該樓層之石屎地台面與上一層石屎地台面之高度距離)(米)				
		3.500	3.460	
		3.540	3.500	
	7/F 7樓	3.550	3.550	
		3.710	3.800	
	3.850	3.850		
	3.950	3.950		
Thickness of the floor slabs (excluding plaster) of each residential property (mm) 每個住宅物業的樓板 (不包括灰泥)的厚度(毫米)				
	7/F 7樓	150	150	
		175	175	
		200	200	

The internal areas of the residential properties on the upper floors will generally be slightly larger than those on the lower floors because of the reducing thickness of the structural walls on the upper floors.

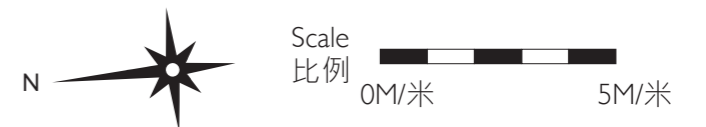
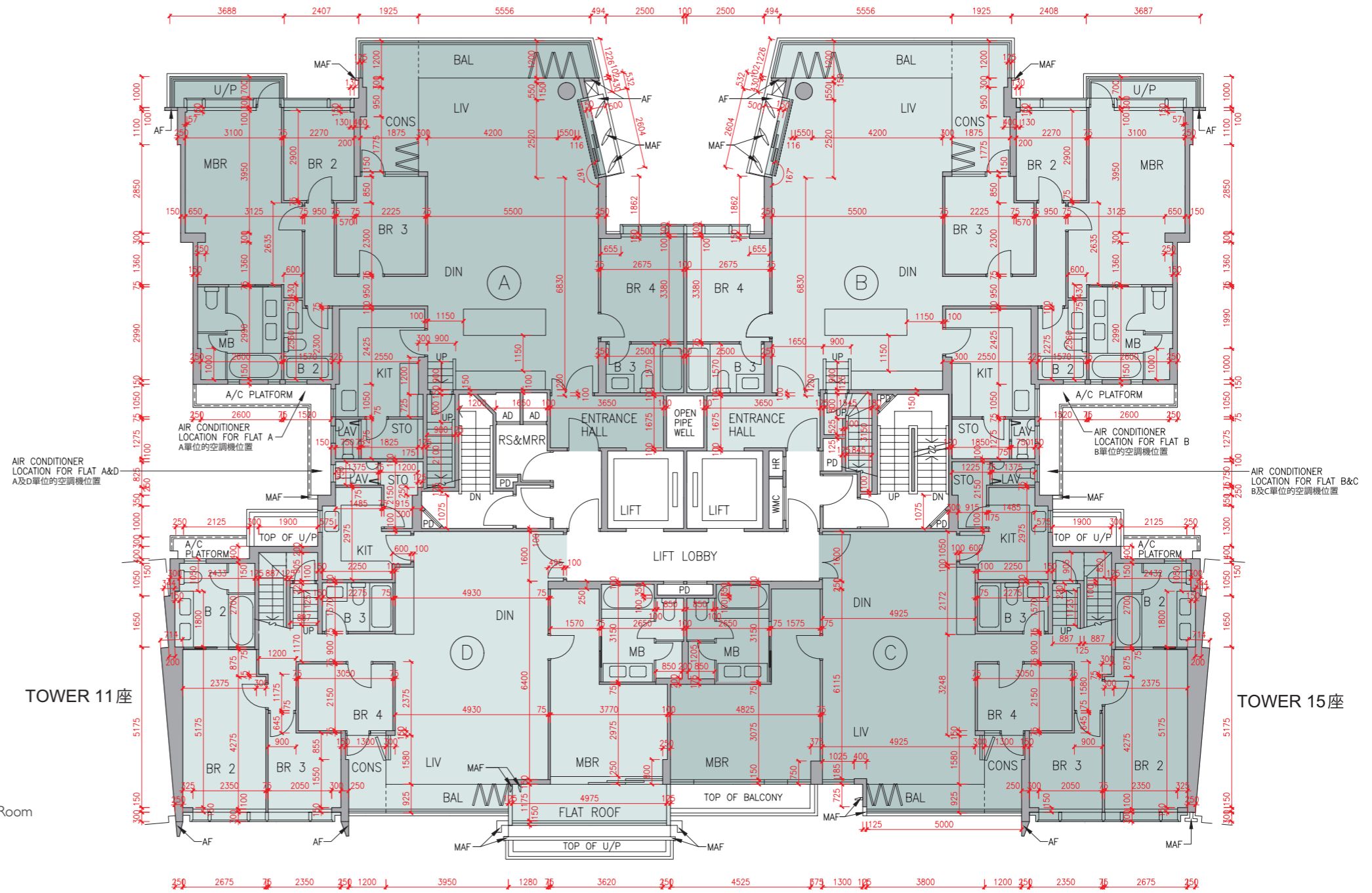
因住宅物業的較高樓層的結構牆的厚度遞減，較高樓層的內部面積，一般比較低樓層的內部面積稍大。

- Remarks: 1. The dimensions in the floor plans are all structural dimensions in millimetre.
2. The entrance hall (serving as a private lift lobby), if any, and conservatory form part of a residential property, are not common part of the Development. Where applicable, the saleable area of the relevant residential properties specified in the section "Area of Residential Properties in the Development" already includes the floor areas of such entrance hall and conservatory. The Authorised Person for the Development has certified that (a) there is no restriction on the usage of such entrance hall and conservatory which will affect owner's enjoyment of the relevant residential property and (b) such entrance hall and conservatory are made for the exclusive use of the owner of the relevant residential property.

- 備註：1. 樓面平面圖之尺規所列數字為以毫米標示之建築結構尺寸。
2. 入口大堂(作為私人升降機大堂)(如有)及溫室屬住宅物業一部分，並非發展項目之公用部分。如適用，在「發展項目中的住宅物業的面積」部分內所列出的有關住宅物業之實用面積包括該入口大堂及溫室之樓面面積。發展項目的認可人士已證明入口大堂及溫室(a)在使用上沒有限制亦不會對相關住宅物業業主享用該住宅物業造成影響及(b)是專供相關住宅物業業主使用而設。

LEGEND 2 圖例 2

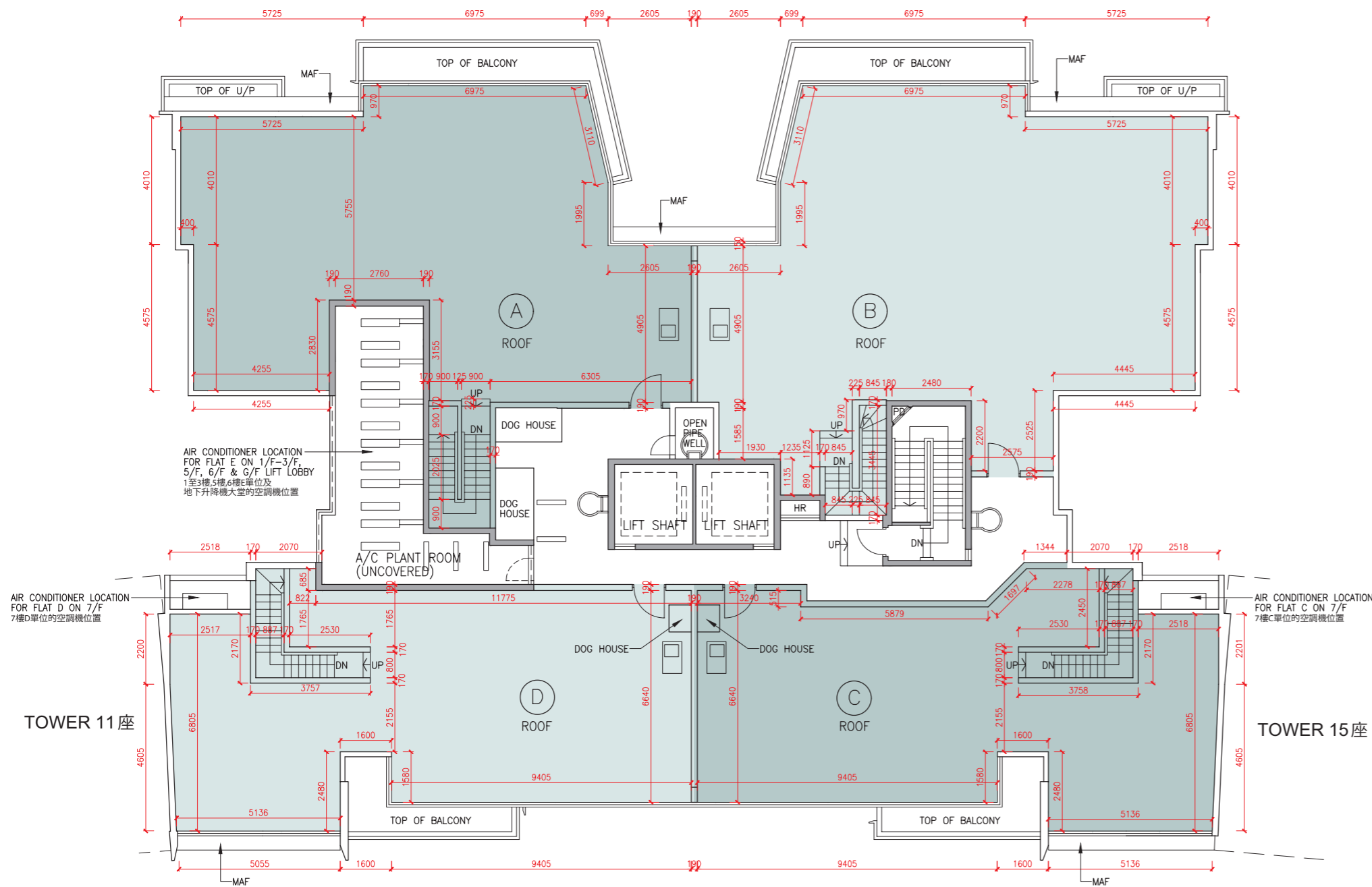
JACUZZI = 按摩池	RS & MRR = Refuse Storage & Material Recovery Room 垃圾及物料回收室
KIT = Kitchen 廚房	SKYLIGHT = 天窗
LAV = Lavatory 洗手間	SV = Smoke Vent 排煙口
LIFT = 升降機	STO = Store 儲物房
LIFT LOBBY = 升降機大堂	SWIMMING POOL = 游泳池
LIFT SHAFT = 升降機槽	TOP OF BALCONY = 下層露台上蓋
LIV = Living Room 客廳	TOP OF CURTAIN WALL = 幕牆頂部
LIV / DIN = Living / Dining Room 客/飯廳	TOP OF U/P = Top of Utility Platform 下層工作平台上蓋
MAF = Metal Architectural Feature 金屬建築裝飾	UP = Up 上
MBR = Master Bedroom 主人睡房	U/P = Utility Platform 工作平台
MB = Master Bathroom 主人浴室	U/P ABOVE = Utility Platform Above 上層工作平台
OPEN PIPE WELL = 開放式管道井	VOID = 中空
OWM = Openable Window For Maintenance 維修窗口	VOID ABOVE = 上層中空
PANTRY = 備餐間	WALK-IN CLOSET = 衣帽間
PLANTER = 花槽	WMC = Water Meter Cabinet 水錶箱
PITCHED ROOF = 斜天台	WMR = Water Meter Room 水錶房
PD = Pipe Duct 管道槽	
PLANTER = 花槽	
ROOF = 天台	



Floor plans of residential properties in the development

發展項目的住宅物業的樓面平面圖

Tower 12 座 Roof 天台



The internal areas of the residential properties on the upper floors will generally be slightly larger than those on the lower floors because of the reducing thickness of the structural walls on the upper floors.

因住宅物業的較高樓層的結構牆的厚度遞減，較高樓層的內部面積，一般比較低樓層的內部面積稍大。

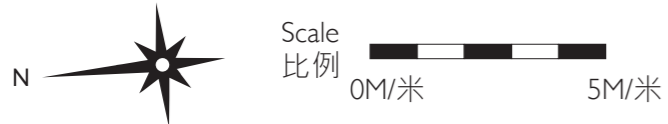
Remark: The dimensions in the floor plans are all structural dimensions in millimetre.
備註：樓面平面圖之尺規所列數字為以毫米標示之建築結構尺寸。

TOWER 11 座

TOWER 15 座

LEGEND | 圖例 1

A/C PLANT ROOM (UNCOVERED)	= Air Conditioner Plant Room (uncovered) 空調機房(沒有上蓋)	CD	= Cable Duct 電線管道槽
A/C PLANT ROOM	= Air Conditioner Plant Room 空調機房	CFR	= Common Flat Roof 公用平台
A/C PLATFORM	= Air Conditioner Platform 空調機平台	CPR	= Common Pitched Roof 公用傾斜屋頂
A/C PLATFORM ABOVE	= Air Conditioner Platform Above 上層空調機平台	CONS	= Conservatory 溫室
ACOUSTIC FIN	= 隔音牆	CURTAIN WALL ABOVE	= 上方之幕牆
AD	= Air Duct 通風管道槽	DN	= Down 下
AF	= Architectural Feature 建築裝飾	DIN	= Dining Room 飯廳
AF ABOVE	= Architectural Feature Above 上層建築裝飾	DOG HOUSE	= Mechanical & Electrical Services Duct Connecting to the Floor Below 連接下層的機電設施管道
AF ON I/F	= 建築裝飾於1樓	DPMR	= Drainage Pipe Maintenance Room 排水管維修房
B	= Bathroom 浴室	ELV	= Extra Low Voltage Duct 低電壓管道
BAL	= Balcony 露台	EMR	= Electricity Meter Room 電錶房
BALCONY ABOVE	= Balcony above 上層露台	ENTRANCE HALL	= 入口大堂
BR	= Bedroom 睡房	FAMILY ROOM	= 家庭廳
BUILDING LINE ABOVE	= 上方之建築邊線	FLAT ROOF	= 平台
CANOPY	= 簷篷	GARDEN	= 花園
CANOPY ABOVE	= 上層簷篷	HR	= Hose Reel 消防喉轆



發展項目的住宅物業的樓面平面圖

Tower 15 座 G/F 地下

Description 描述	Flat 單位			
	A	B	C	D
Floor-to-floor height (refers to the height between the top surface of the structural slab of a floor and the top surface of the structural slab of its immediate upper floor) of each residential property (m) 每個住宅物業的層與層之間的高度 (指該樓層之石屎地台面與上一層石屎地台面之高度距離)(米)	3.050			
	3.150			
	3.350	3.150		3.150
	3.390	3.200		3.200
	3.450	3.450		3.450
	3.500	3.500		3.500
	3.550	3.550		3.550
	3.700	3.850		3.850
Thickness of the floor slabs (excluding plaster) of each residential property (mm) 每個住宅物業的樓板 (不包括灰泥)的厚度(毫米)	4.000	3.900		
	150			
	175	150		150
	200	175		200
	225	200		

The internal areas of the residential properties on the upper floors will generally be slightly larger than those on the lower floors because of the reducing thickness of the structural walls on the upper floors.

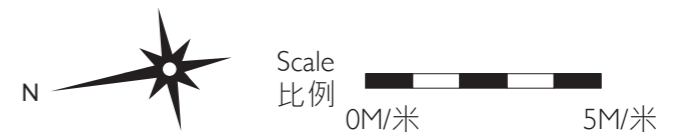
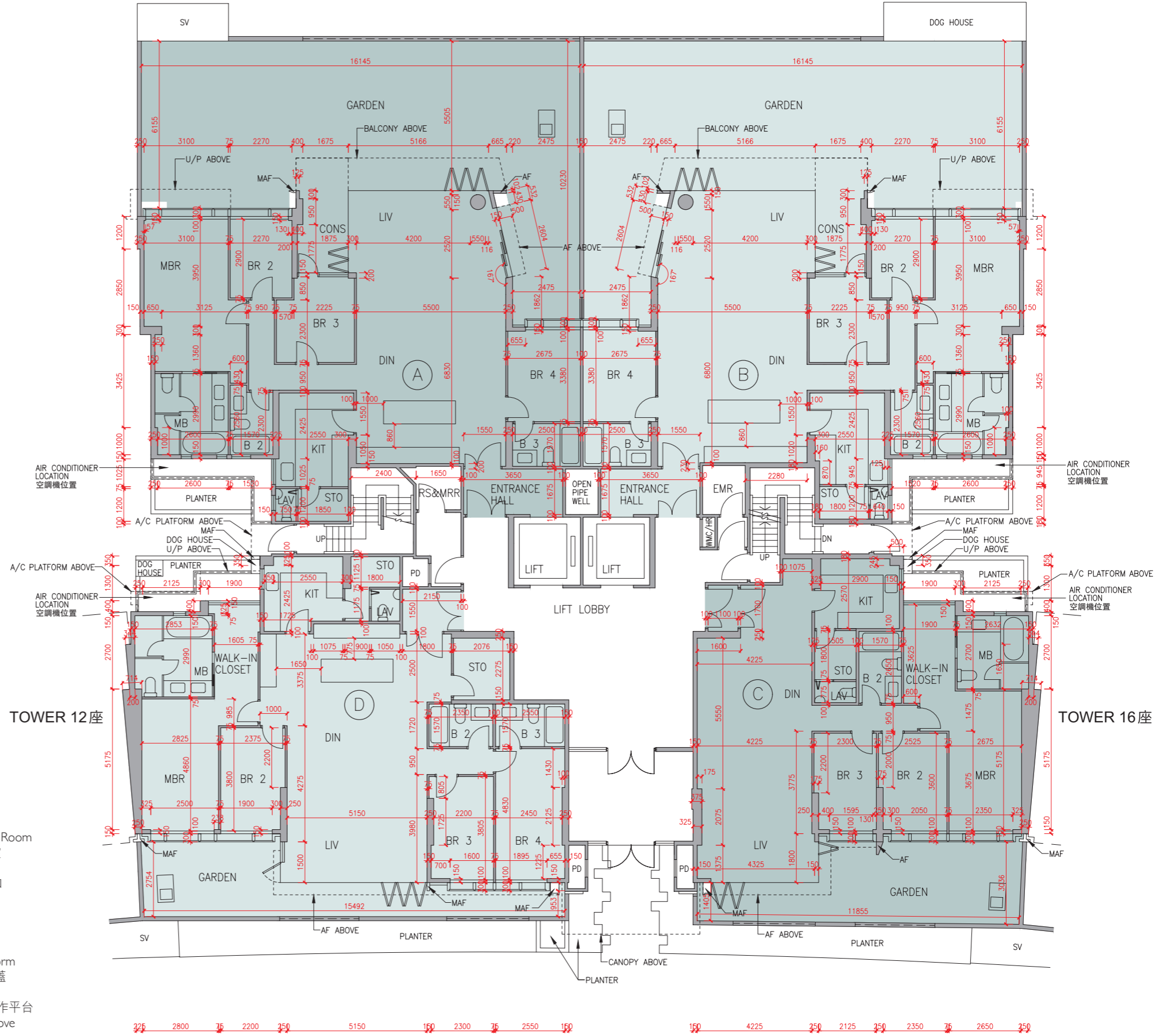
因住宅物業的較高樓層的結構牆的厚度遞減，較高樓層的內部面積，一般比較低樓層的內部面積稍大。

- Remarks: 1. The dimensions in the floor plans are all structural dimensions in millimetre.
2. The entrance hall (serving as a private lift lobby), if any, and conservatory, if any, form part of a residential property, are not common part of the Development. Where applicable, the saleable area of the relevant residential properties specified in the section "Area of Residential Properties in the Development" already includes the floor areas of such entrance hall and conservatory. The Authorised Person for the Development has certified that (a) there is no restriction on the usage of such entrance hall and conservatory which will affect owner's enjoyment of the relevant residential property and (b) such entrance hall and conservatory are made for the exclusive use of the owner of the relevant residential property.

- 備註：1. 樓面平面圖之尺規所列數字為以毫米標示之建築結構尺寸。
2. 入口大堂(作為私人升降機大堂)(如有)及溫室(如有)屬住宅物業一部分，並非發展項目之公用部分。如適用，在「發展項目中的住宅物業的面積」部分內所列出的有關住宅物業之實用面積包括該入口大堂及溫室之樓面面積。發展項目的認可人士已證明入口大堂及溫室(a)在使用上沒有限制亦不會對相關住宅物業業主享用該住宅物業造成影響及(b)是專供相關住宅物業業主使用而設。

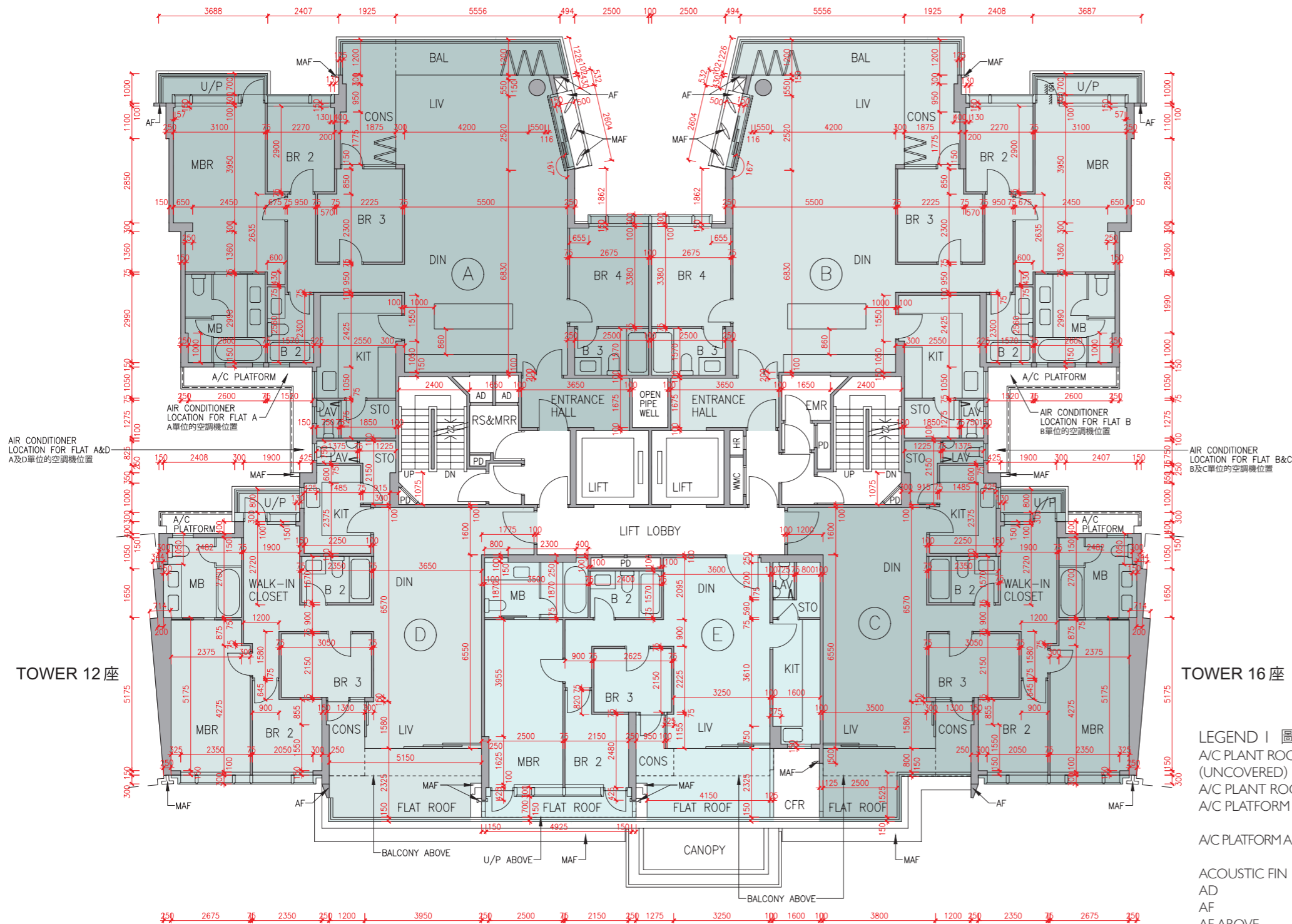
LEGEND 2 圖例 2

JACUZZI = 按摩池	RS & MRR = Refuse Storage & Material Recovery Room 垃圾及物料回收室
KIT = Kitchen 廚房	SKYLIGHT = 天窗
LAV = Lavatory 洗手間	SV = Smoke Vent 排煙口
LIFT = 升降機	STO = Store 儲物房
LIFT LOBBY = 升降機大堂	SWIMMING POOL = 游泳池
LIFT SHAFT = 升降機槽	TOP OF BALCONY = 下層露台上蓋
LIV = Living Room 客廳	TOP OF CURTAIN WALL = 幕牆頂部
LIV / DIN = Living / Dining Room 客/飯廳	TOP OF U/P = Top of Utility Platform 下層工作平台上蓋
MAF = Metal Architectural Feature 金屬建築裝飾	UP = Up 上
MBR = Master Bedroom 主人睡房	U/P = Utility Platform 工作平台
MB = Master Bathroom 主人浴室	U/P ABOVE = Utility Platform Above 上層工作平台
OPEN PIPE WELL = 開放式管道井	VOID = 中空
OWM = Openable Window For Maintenance 維修窗口	VOID ABOVE = 上層中空
PANTRY = 備餐間	WALK-IN CLOSET = 衣帽間
PLANTER = 花槽	WMC = Water Meter Cabinet 水錶箱
PITCHED ROOF = 斜天台	WMR = Water Meter Room 水錶房
PD = Pipe Duct 管道槽	
PLANTER = 花槽	
ROOF = 天台	



發展項目的住宅物業的樓面平面圖

Tower 15 座 I/F 1樓



Description 描述	Flat 單位				
	A	B	C	D	E
Floor-to-floor height (refers to the height between the top surface of the structural slab of a floor and the top surface of the structural slab of its immediate upper floor) of each residential property (m) 每個住宅物業的層與層之間的高度(指該樓層之石屎地台面與上一層石屎地台面之高度距離)(米)	I/F 1樓				
Thickness of the floor slabs (excluding plaster) of each residential property (mm) 每個住宅物業的樓板(不包括灰泥)的厚度(毫米)	I/F 1樓				
	150	175	200	225	

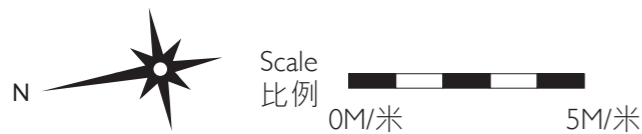
The internal areas of the residential properties on the upper floors will generally be slightly larger than those on the lower floors because of the reducing thickness of the structural walls on the upper floors.
因住宅物業的較高樓層的結構牆的厚度遞減，較高樓層的內部面積，一般比較低樓層的內部面積稍大。

Remarks: 1. The dimensions in the floor plans are all structural dimensions in millimetre.
2. The entrance hall (serving as a private lift lobby), if any, and conservatory form part of a residential property, are not common part of the Development. Where applicable, the saleable area of the relevant residential properties specified in the section "Area of Residential Properties in the Development" already includes the floor areas of such entrance hall and conservatory. The Authorised Person for the Development has certified that (a) there is no restriction on the usage of such entrance hall and conservatory which will affect owner's enjoyment of the relevant residential property and (b) such entrance hall and conservatory are made for the exclusive use of the owner of the relevant residential property.

備註: 1. 樓面平面圖之尺規所列數字為以毫米標示之建築結構尺寸。
2. 入口大堂(作為私人升降機大堂)(如有)及溫室屬住宅物業一部分，並非發展項目之公用部分。如適用，在「發展項目中的住宅物業的面積」部分內所列出的有關住宅物業之實用面積包括該入口大堂及溫室之樓面面積。發展項目的認可人士已證明入口大堂及溫室(a)在使用上沒有限制亦不會對相關住宅物業業主享用該住宅物業造成影響及(b)是專供相關住宅物業業主使用而設。

LEGEND I 圖例 1

A/C PLANT ROOM (UNCOVERED) = Air Conditioner Plant Room (uncovered) 空調機房(沒有上蓋)	CD = Cable Duct 電線管道槽
A/C PLANT ROOM = Air Conditioner Plant Room 空調機房	CFR = Common Flat Roof 公用平台
A/C PLATFORM = Air Conditioner Platform 空調機平台	CPR = Common Pitched Roof 公用傾斜屋頂
A/C PLATFORM ABOVE = Air Conditioner Platform Above 上層空調機平台	CONS = Conservatory 溫室
ACOUSTIC FIN = 隔音牆	CURTAIN WALL ABOVE = 上方之幕牆
AD = Air Duct 通風管道槽	DN = Down 下
AF = Architectural Feature 建築裝飾	DIN = Dining Room 飯廳
AF ABOVE = Architectural Feature Above 上層建築裝飾	DOG HOUSE = Mechanical & Electrical Services Duct Connecting to the Floor Below 連接下層的機電設施管道
AF ON I/F = 建築裝飾於1樓	DPMR = Drainage Pipe Maintenance Room 排水管維修房
B = Bathroom 浴室	ELV = Extra Low Voltage Duct 低電壓管道
BAL = Balcony 露台	EMR = Electricity Meter Room 電錶房
BALCONY ABOVE = Balcony above 上層露台	ENTRANCE HALL = 入口大堂
BR = Bedroom 睡房	FAMILY ROOM = 家庭廳
BUILDING LINE ABOVE = 上方之建築邊線	FLAT ROOF = 平台
CANOPY = 簷篷	GARDEN = 花園
CANOPY ABOVE = 上層簷篷	HR = Hose Reel 消防喉轆



發展項目的住宅物業的樓面平面圖

Tower 15 座 2/F - 6/F (4/F is omitted) 2樓-6樓(不設4樓)

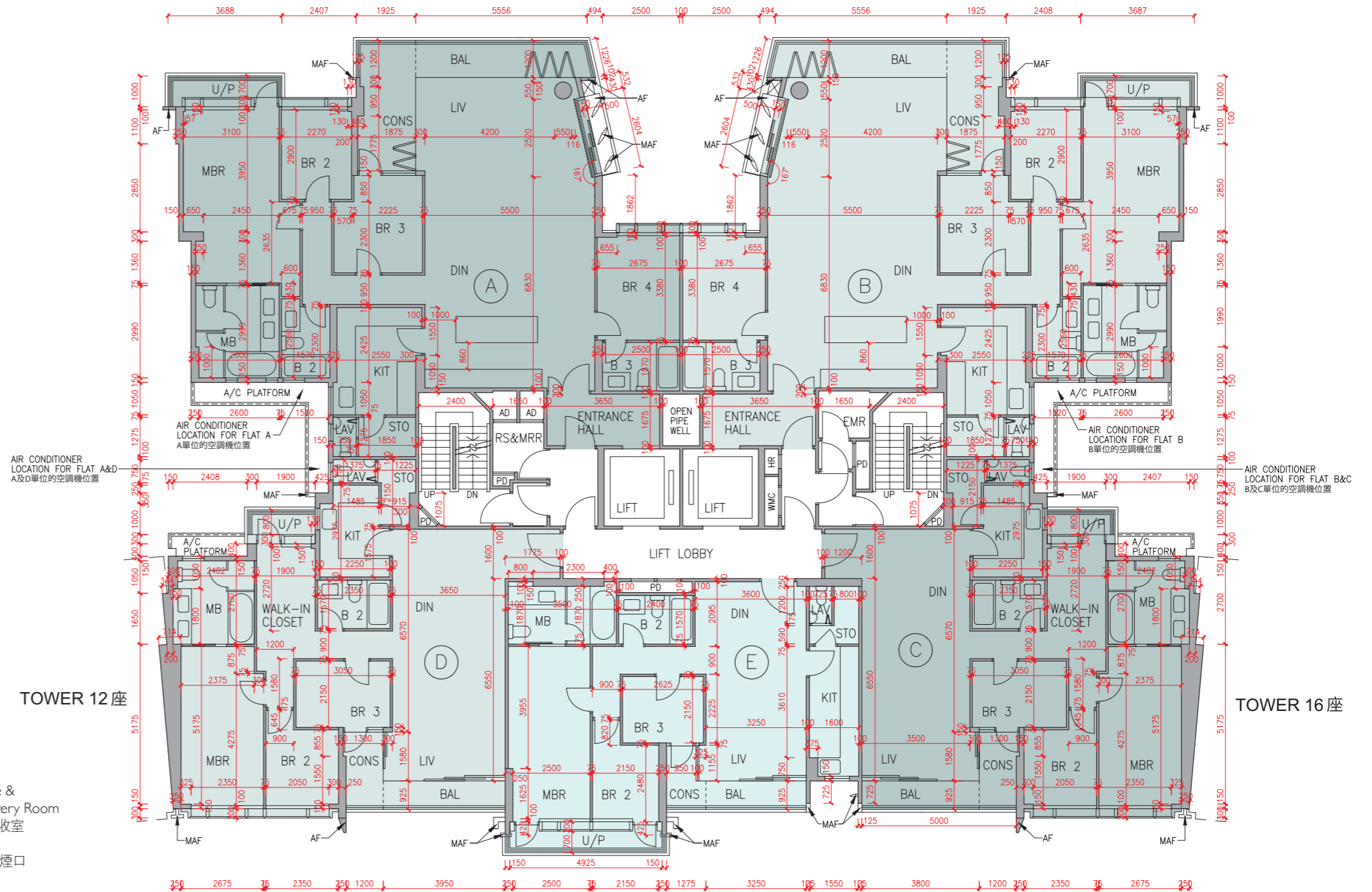
Description 描述	Flat 單位				
	A	B	C	D	E
Floor-to-floor height (refers to the height between the top surface of the structural slab of a floor and the top surface of the structural slab of its immediate upper floor) of each residential property (m) 每個住宅物業的層與層之間的高度(指該樓層之石屎地台面與上一層石屎地台面之高度距離)(米)	3.375				
Thickness of the floor slabs (excluding plaster) of each residential property (mm) 每個住宅物業的樓板(不包括灰泥)的厚度(毫米)	2/F-5/F 2樓-5樓				3.150
	6/F 6樓	3.150	3.150	3.150	3.475
		3.500	3.500	3.500	3.500
		3.850	3.550	3.500	3.535
					3.550
				3.710	
				3.850	
2/F-6/F 2樓-6樓	150		150	150	
	175		175	175	
	200		200	200	
	225		225	200	

The internal areas of the residential properties on the upper floors will generally be slightly larger than those on the lower floors because of the reducing thickness of the structural walls on the upper floors.
因住宅物業的較高樓層的結構牆的厚度遞減，較高樓層的內部面積，一般比較低樓層的內部面積稍大。


Remarks: 1. The dimensions in the floor plans are all structural dimensions in millimetre.
2. The entrance hall (serving as a private lift lobby), if any, and conservatory form part of a residential property, are not common part of the Development. Where applicable, the saleable area of the relevant residential properties specified in the section "Area of Residential Properties in the Development" already includes the floor areas of such entrance hall and conservatory. The Authorised Person for the Development has certified that (a) there is no restriction on the usage of such entrance hall and conservatory which will affect owner's enjoyment of the relevant residential property and (b) such entrance hall and conservatory are made for the exclusive use of the owner of the relevant residential property.

備註：1. 樓面平面圖之尺規所列數字為以毫米標示之建築結構尺寸。
2. 入口大堂(作為私人升降機大堂)(如有)及溫室屬住宅物業一部分，並非發展項目之公用部分。如適用，在「發展項目中的住宅物業的面積」部分內所列出的有關住宅物業之實用面積包括該入口大堂及溫室之樓面面積。發展項目的認可人士已證明入口大堂及溫室(a)在使用上沒有限制亦不會對相關住宅物業業主享用該住宅物業造成影響及(b)是專供相關住宅物業業主使用而設。

JACUZZI = 按摩池	RS & MRR = Refuse Storage & Material Recovery Room 垃圾及物料回收室
KIT = Kitchen 廚房	SKYLIGHT = 天窗
LAV = Lavatory 洗手間	SV = Smoke Vent 排煙口
LIFT = 升降機	STO = Store 儲物房
LIFT LOBBY = 升降機大堂	SWIMMING POOL = 游泳池
LIFT SHAFT = 升降機槽	TOP OF BALCONY = 下層露台上蓋
LIV = Living Room 客廳	TOP OF CURTAIN WALL = 幕牆頂部
LIV / DIN = Living / Dining Room 客/飯廳	TOP OF U/P = Top of Utility Platform 下層工作平台上蓋
MAF = Metal Architectural Feature 金屬建築裝飾	UP = Up 上
MBR = Master Bedroom 主人睡房	U/P = Utility Platform 工作平台
MB = Master Bathroom 主人浴室	U/P ABOVE = Utility Platform Above 上層工作平台
OPEN PIPE WELL = 開放式管道井	VOID = 中空
OWM = Openable Window For Maintenance 維修窗口	VOID ABOVE = 上層中空
PANTRY = 備餐間	WALK-IN CLOSET = 衣帽間
PLANTER = 花槽	WMC = Water Meter Cabinet 水錶箱
PITCHED ROOF = 斜天台	WMR = Water Meter Room 水錶房
PD = Pipe Duct 管道槽	
PLANTER = 花槽	
ROOF = 天台	



Layout on the latest approved building plans, for "as-is" layout of Flat B, 5/F, Tower 15, please refer to separate floor plan under this section.
最新經批准的建築圖則的布局，現時第15座5樓B單位之布局另載於本章節。



Floor plans of residential properties in the development

發展項目的住宅物業的樓面平面圖

Tower 15 座 5/F 5樓

"As-is" layout with exempted works carried out under the Building Ordinance

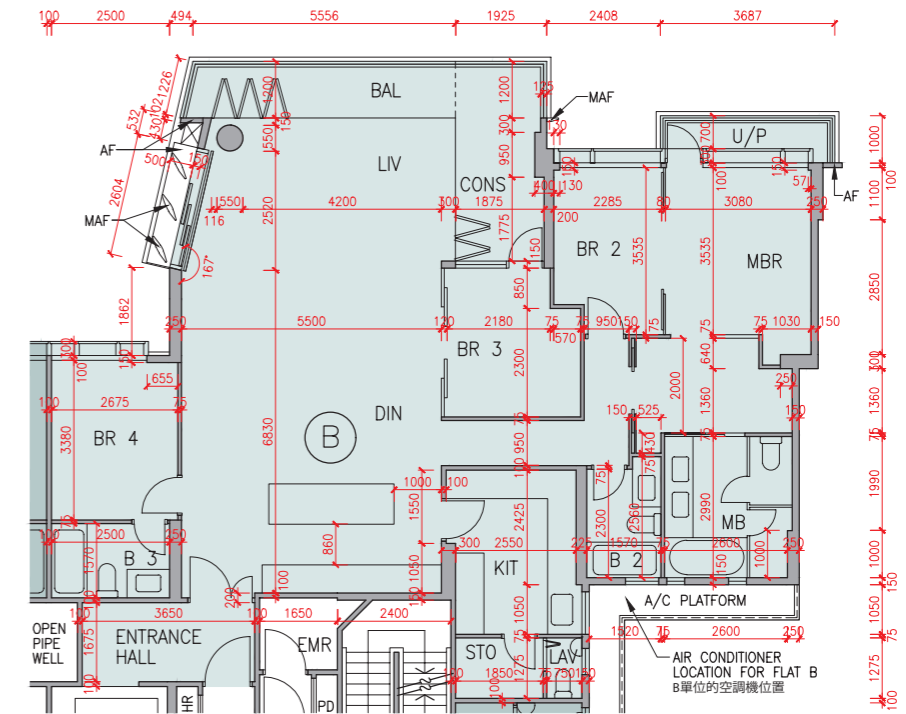
獲建築物條例豁免的工程進行後的現時布局

List of exempted works under the Building Ordinance (Cap.123) carried out at Flat B after the completion of works as shown in the latest approved building plans:

- Partition wall between master bedroom and bedroom 2 changed to sliding door.
- Partition wall added at master bedroom.
- Door of master bedroom changed to sliding door.
- Door with a partition wall of bedroom 2 relocated.
- Door of bedroom 3 relocated and changed to sliding door.

在最新經批准的建築圖則所顯示的工程完成後，按建築物條例（第123章），於B單位作為豁免工程進行的工程如下：

- 更改主人睡房及睡房2之間的分牆為趟門。
- 於主人睡房增加間牆。
- 更改主人睡房房門為趟門。
- 睡房2房門及間牆位置移位。
- 睡房3房門位置移位並修改為趟門。



The internal areas of the residential properties on the upper floors will generally be slightly larger than those on the lower floors because of the reducing thickness of the structural walls on the upper floors.

因住宅物業的較高樓層的結構牆的厚度遞減，較高樓層的內部面積，一般比較低樓層的內部面積稍大。

Remarks: 1. The dimensions in the floor plans are all structural dimensions in millimetre.

2. The entrance hall (serving as a private lift lobby) and conservatory form part of a residential property, are not common part of the Development. The saleable area of the relevant residential properties specified in the section "Area of Residential Properties in the Development" already includes the floor areas of such entrance hall and conservatory. The Authorised Person for the Development has certified that (a) there is no restriction on the usage of such entrance hall and conservatory which will affect owner's enjoyment of the relevant residential property and (b) such entrance hall and conservatory are made for the exclusive use of the owner of the relevant residential property.

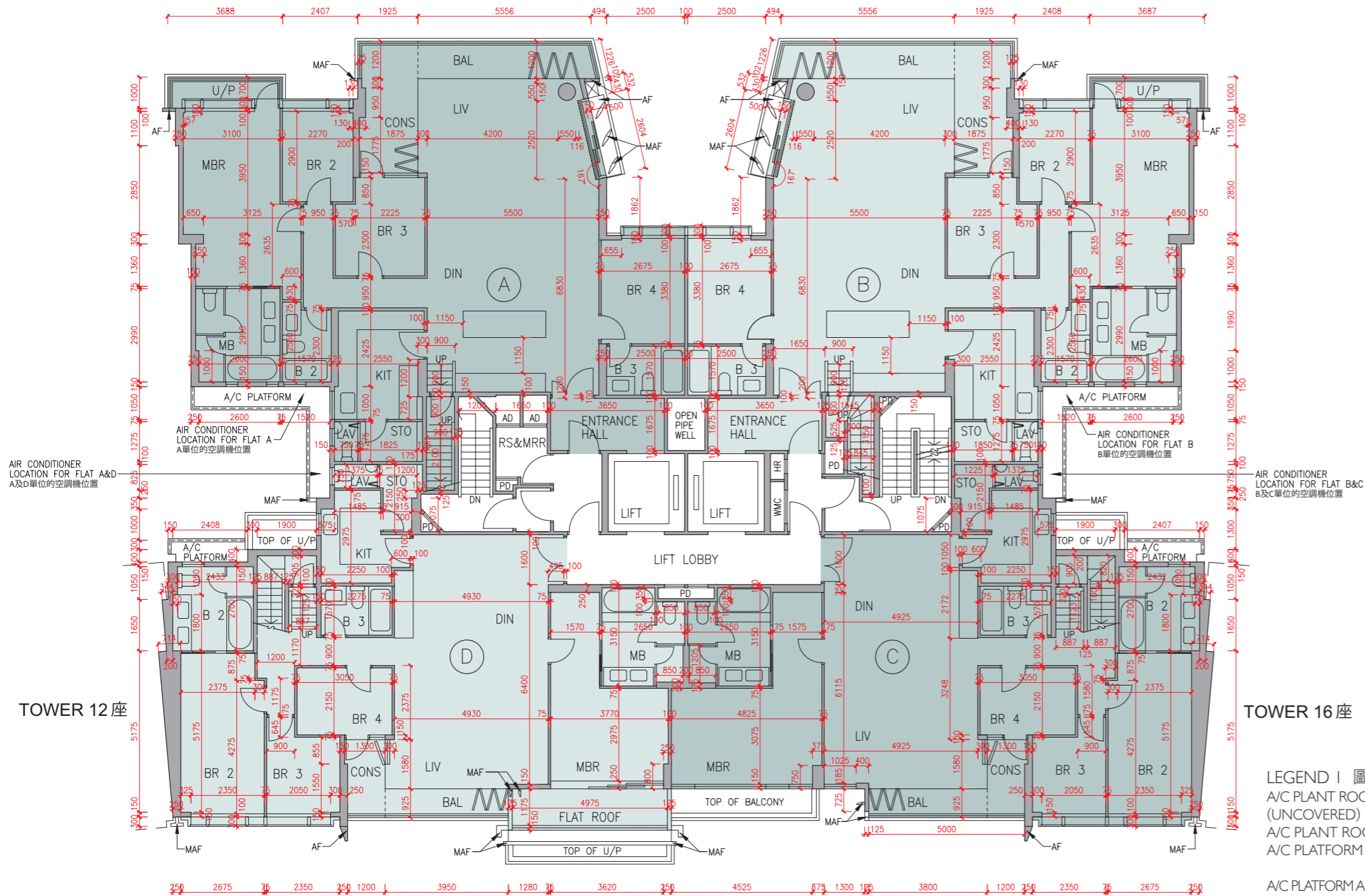
備註：1. 樓面平面圖之尺規所列數字為以毫米標示之建築結構尺寸。

2. 入口大堂(作為私人升降機大堂)及溫室屬住宅物業一部分，並非發展項目之公用部分。在「發展項目中的住宅物業的面積」部分內所列出的有關住宅物業之實用面積包括該入口大堂及溫室之樓面面積。發展項目的認可人士已證明入口大堂及溫室(a)在使用上沒有限制亦不會對相關住宅物業業主享用該住宅物業造成影響及(b)是專供相關住宅物業業主使用而設。

This page left blank intentionally
本頁故意留白

發展項目的住宅物業的樓面平面圖

Tower 15 座 7/F 7樓



Description 描述	Flat 單位			
	A	B	C	D
Floor-to-floor height (refers to the height between the top surface of the structural slab of a floor and the top surface of the structural slab of its immediate upper floor) of each residential property (m) 每個住宅物業的層與層之間的高度(指該樓層之石屎地台面與上一層石屎地台面之高度距離)(米)	7/F	3.500	3.460	3.500
	7樓	3.540	3.500	3.550
		3.550	3.550	3.710
		3.710	3.800	3.850
		3.850	3.850	3.950
Thickness of the floor slabs (excluding plaster) of each residential property (mm) 每個住宅物業的樓板(不包括灰泥)的厚度(毫米)	7/F	150	150	150
	7樓	175	175	200
		200	175	200
		225	200	200

The internal areas of the residential properties on the upper floors will generally be slightly larger than those on the lower floors because of the reducing thickness of the structural walls on the upper floors.

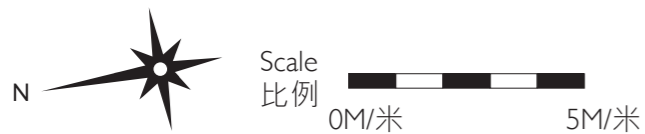
因住宅物業的較高樓層的結構牆的厚度遞減，較高樓層的內部面積，一般比較低樓層的內部面積稍大。

Remarks: 1. The dimensions in the floor plans are all structural dimensions in millimetre.
2. The entrance hall (serving as a private lift lobby), if any, and conservatory form part of a residential property, are not common part of the Development. Where applicable, the saleable area of the relevant residential properties specified in the section "Area of Residential Properties in the Development" already includes the floor areas of such entrance hall and conservatory. The Authorised Person for the Development has certified that (a) there is no restriction on the usage of such entrance hall and conservatory which will affect owner's enjoyment of the relevant residential property and (b) such entrance hall and conservatory are made for the exclusive use of the owner of the relevant residential property.

備註: 1. 樓面平面圖之尺規所列數字為以毫米標示之建築結構尺寸。
2. 入口大堂(作為私人升降機大堂)(如有)及溫室屬住宅物業一部分，並非發展項目之公用部分。如適用，在「發展項目中的住宅物業的面積」部分內所列出的有關住宅物業之實用面積包括該入口大堂及溫室之樓面面積。發展項目的認可人士已證明入口大堂及溫室(a)在使用上沒有限制亦不會對相關住宅物業業主享用該住宅物業造成影響及(b)是專供相關住宅物業業主使用而設。

LEGEND I 圖例 1

A/C PLANT ROOM (UNCOVERED) = Air Conditioner Plant Room (uncovered) 空調機房(沒有上蓋)	CD = Cable Duct 電線管道槽
A/C PLANT ROOM = Air Conditioner Plant Room 空調機房	CFR = Common Flat Roof 公用平台
A/C PLATFORM = Air Conditioner Platform 空調機平台	CPR = Common Pitched Roof 公用傾斜屋頂
A/C PLATFORM ABOVE = Air Conditioner Platform Above 上層空調機平台	CONS = Conservatory 溫室
ACOUSTIC FIN = 隔音牆	CURTAIN WALL ABOVE = 上方之幕牆
AD = Air Duct 通風管道槽	DN = Down 下
AF = Architectural Feature 建築裝飾	DIN = Dining Room 飯廳
AF ABOVE = Architectural Feature Above 上層建築裝飾	DOG HOUSE = Mechanical & Electrical Services Duct Connecting to the Floor Below 連接下層的機電設施管道
AF ON I/F = 建築裝飾於1樓	DPMR = Drainage Pipe Maintenance Room 排水管維修房
B = Bathroom 浴室	ELV = Extra Low Voltage Duct 低電壓管道
BAL = Balcony 露台	EMR = Electricity Meter Room 電錶房
BALCONY ABOVE = Balcony above 上層露台	ENTRANCE HALL = 入口大堂
BR = Bedroom 睡房	FAMILY ROOM = 家庭廳
BUILDING LINE ABOVE = 上方之建築邊線	FLAT ROOF = 平台
CANOPY = 簷篷	GARDEN = 花園
CANOPY ABOVE = 上層簷篷	HR = Hose Reel 消防喉轆



Floor plans of residential properties in the development

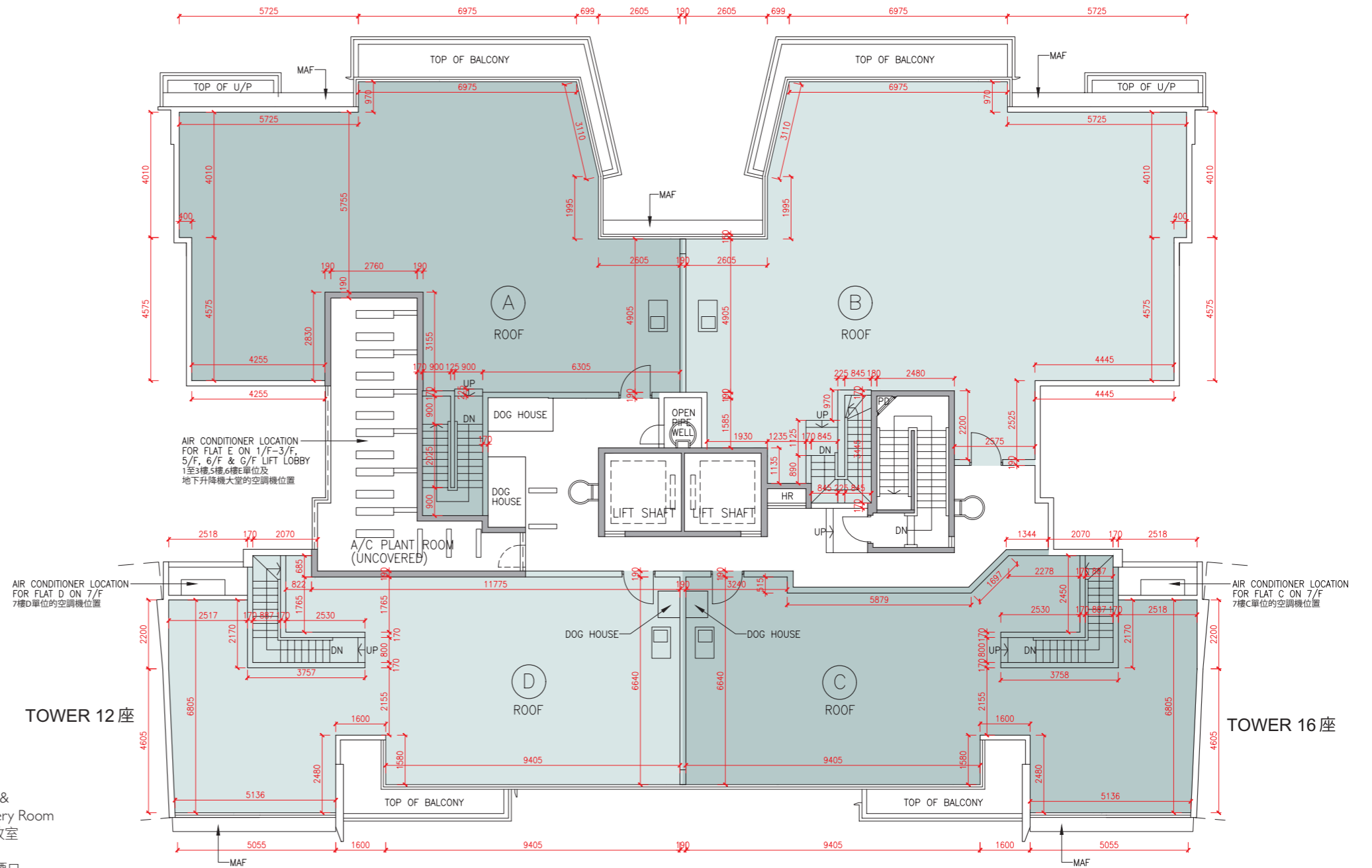
發展項目的住宅物業的樓面平面圖

Tower 15 座 Roof 天台

The internal areas of the residential properties on the upper floors will generally be slightly larger than those on the lower floors because of the reducing thickness of the structural walls on the upper floors.

因住宅物業的較高樓層的結構牆的厚度遞減，較高樓層的內部面積，一般比較低樓層的內部面積稍大。

Remark : The dimensions in the floor plans are all structural dimensions in millimetre.
備註：樓面平面圖之尺規所列數字為以毫米標示之建築結構尺寸。



LEGEND 2 圖例 2

JACUZZI	= 按摩池	RS & MRR	= Refuse Storage & Material Recovery Room 垃圾及物料回收室
KIT	= Kitchen 廚房	SKYLIGHT	= 天窗
LAV	= Lavatory 洗手間	SV	= Smoke Vent 排煙口
LIFT	= 升降機	STO	= Store 儲物房
LIFT LOBBY	= 升降機大堂	SWIMMING POOL	= 游泳池
LIFT SHAFT	= 升降機槽	TOP OF BALCONY	= 下層露台上蓋
LIV	= Living Room 客廳	TOP OF CURTAIN WALL	= 幕牆頂部
LIV / DIN	= Living / Dining Room 客/飯廳	TOP OF U/P	= Top of Utility Platform 下層工作平台上蓋
MAF	= Metal Architectural Feature 金屬建築裝飾	UP	= Up 上
MBR	= Master Bedroom 主人睡房	U/P	= Utility Platform 工作平台
MB	= Master Bathroom 主人浴室	U/P ABOVE	= Utility Platform Above 上層工作平台
OPEN PIPE WELL	= 開放式管道井	VOID	= 中空
OWM	= Openable Window For Maintenance 維修窗口	VOID ABOVE	= 上層中空
PANTRY	= 備餐間	WALK-IN CLOSET	= 衣帽間
PLANTER	= 花槽	WMC	= Water Meter Cabinet 水錶箱
PITCHED ROOF	= 斜天台	WMR	= Water Meter Room 水錶房
PD	= Pipe Duct 管道槽		
PLANTER	= 花槽		
ROOF	= 天台		

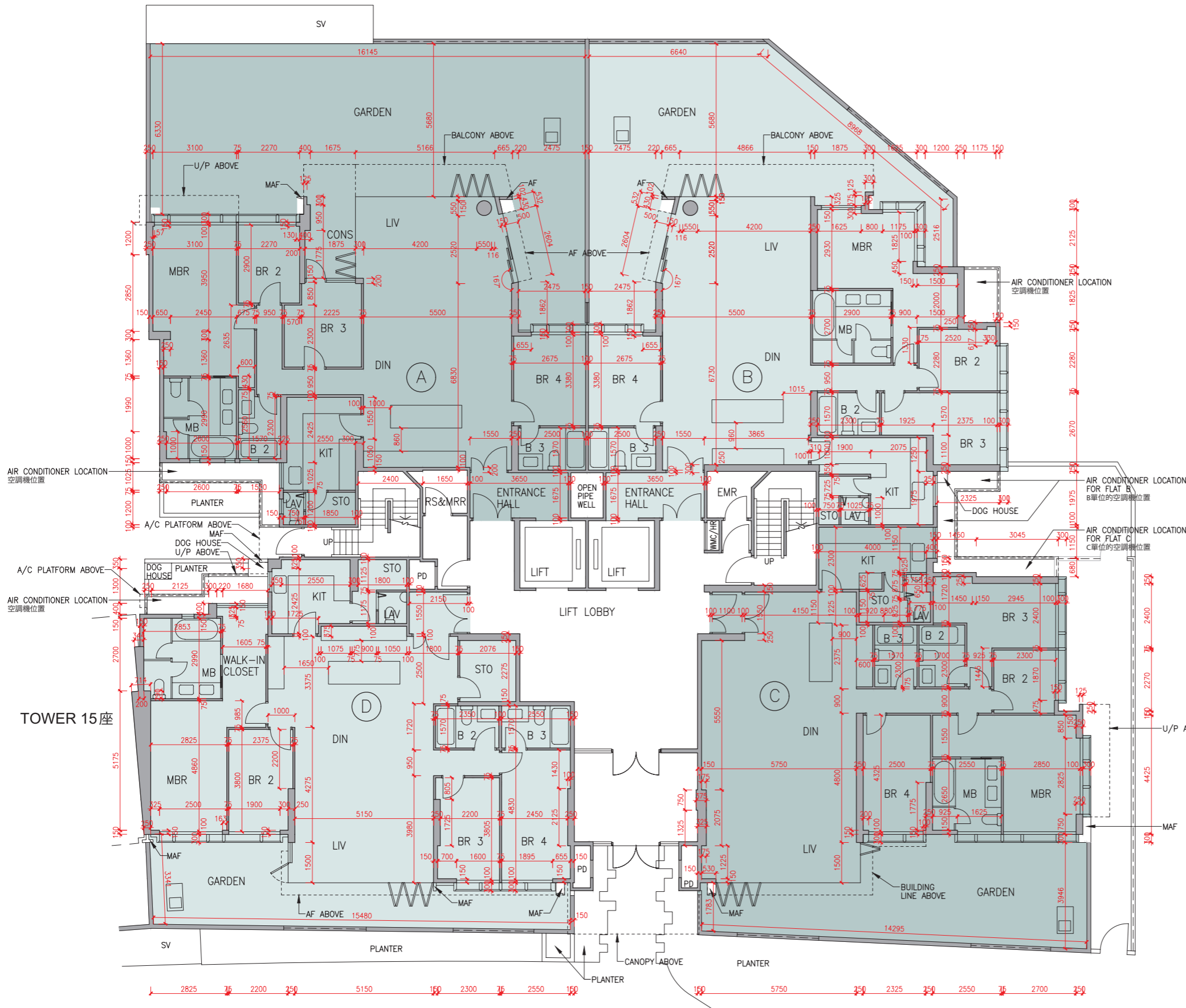


Scale 比例
0M/米 5M/米

Floor plans of residential properties in the development

發展項目的住宅物業的樓面平面圖

Tower 16 座 G/F 地下



Description 描述	Flat 單位				
	A	B	C	D	
Floor-to-floor height (refers to the height between the top surface of the structural slab of a floor and the top surface of the structural slab of its immediate upper floor) of each residential property (m) 每個住宅物業的層與層之間的高度(指該樓層之石屎地台面與上一層石屎地台面之高度距離)(米)	G/F 地下	3.050	3.100	3.100	3.150
		3.150	3.150	3.150	3.150
		3.350	3.200	3.200	3.200
		3.390	3.400	3.400	3.300
		3.450	3.500	3.500	3.450
		3.500	3.550	3.550	3.500
		3.550	3.600	3.600	3.550
		3.700	3.700	3.700	3.600
		3.900	3.750	3.750	3.900
		4.000	3.900	3.900	3.950
Thickness of the floor slabs (excluding plaster) of each residential property (mm) 每個住宅物業的樓板(不包括灰泥)的厚度(毫米)	G/F 地下	150	150	150	150
		175	175	175	150
		200	200	200	200
		225	225	225	200
		225	225	200	200

The internal areas of the residential properties on the upper floors will generally be slightly larger than those on the lower floors because of the reducing thickness of the structural walls on the upper floors.

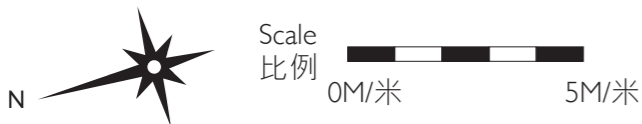
因住宅物業的較高樓層的結構牆的厚度遞減，較高樓層的內部面積，一般比較低樓層的內部面積稍大。

Remarks: 1. The dimensions in the floor plans are all structural dimensions in millimetre.
2. The entrance hall (serving as a private lift lobby), if any, and conservatory, if any, form part of a residential property, are not common part of the Development. Where applicable, the saleable area of the relevant residential properties specified in the section "Area of Residential Properties in the Development" already includes the floor areas of such entrance hall and conservatory. The Authorised Person for the Development has certified that (a) there is no restriction on the usage of such entrance hall and conservatory which will affect owner's enjoyment of the relevant residential property and (b) such entrance hall and conservatory are made for the exclusive use of the owner of the relevant residential property.

備註: 1. 樓面平面圖之尺規所列數字為以毫米標示之建築結構尺寸。
2. 入口大堂(作為私人升降機大堂)(如有)及溫室(如有)屬住宅物業一部分，並非發展項目之公用部分。如適用，在「發展項目中的住宅物業的面積」部分內所列出的有關住宅物業之實用面積包括該入口大堂及溫室之樓面面積。發展項目的認可人士已證明入口大堂及溫室(a)在使用上沒有限制亦不會對相關住宅物業業主享用該住宅物業造成影響及(b)是專供相關住宅物業業主使用而設。

LEGEND | 圖例 1

- A/C PLANT ROOM = Air Conditioner Plant Room (uncovered) 空調機房(沒有上蓋)
- A/C PLANT ROOM = Air Conditioner Plant Room 空調機房
- A/C PLATFORM = Air Conditioner Platform 空調機平台
- A/C PLATFORM ABOVE = Air Conditioner Platform Above 上層空調機平台
- ACOUSTIC FIN = 隔音牆
- AD = Air Duct 通風管道槽
- AF = Architectural Feature 建築裝飾
- AF ABOVE = Architectural Feature Above 上層建築裝飾
- AF ON I/F = 建築裝飾於1樓
- B = Bathroom 浴室
- BAL = Balcony 露台
- BALCONY ABOVE = Balcony above 上層露台
- BR = Bedroom 睡房
- BUILDING LINE ABOVE = 上方之建築邊線
- CANOPY = 簷篷
- CANOPY ABOVE = 上層簷篷
- CD = Cable Duct 電線管道槽
- CFR = Common Flat Roof 公用平台
- CPR = Common Pitched Roof 公用傾斜屋頂



Floor plans of residential properties in the development

發展項目的住宅物業的樓面平面圖

Tower 16 座 1/F 1樓

Description 描述	Flat 單位				
	A	B	C	D	E
Floor-to-floor height (refers to the height between the top surface of the structural slab of a floor and the top surface of the structural slab of its immediate upper floor) of each residential property (m) 每個住宅物業的層與層之間的高度(指該樓層之石屎地台面與上一層石屎地台面之高度距離)(米)	3.325 3.375	3.325 3.375	3.325 3.365 3.375	3.025 3.365 3.375	3.025 3.325 3.365 3.375
Thickness of the floor slabs (excluding plaster) of each residential property (mm) 每個住宅物業的樓板(不包括灰泥)的厚度(毫米)	150 175 200 225	150 175 200 225	150 175 200	150 175	150 175 200

The internal areas of the residential properties on the upper floors will generally be slightly larger than those on the lower floors because of the reducing thickness of the structural walls on the upper floors.

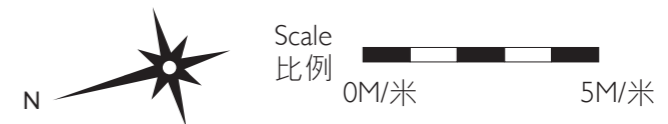
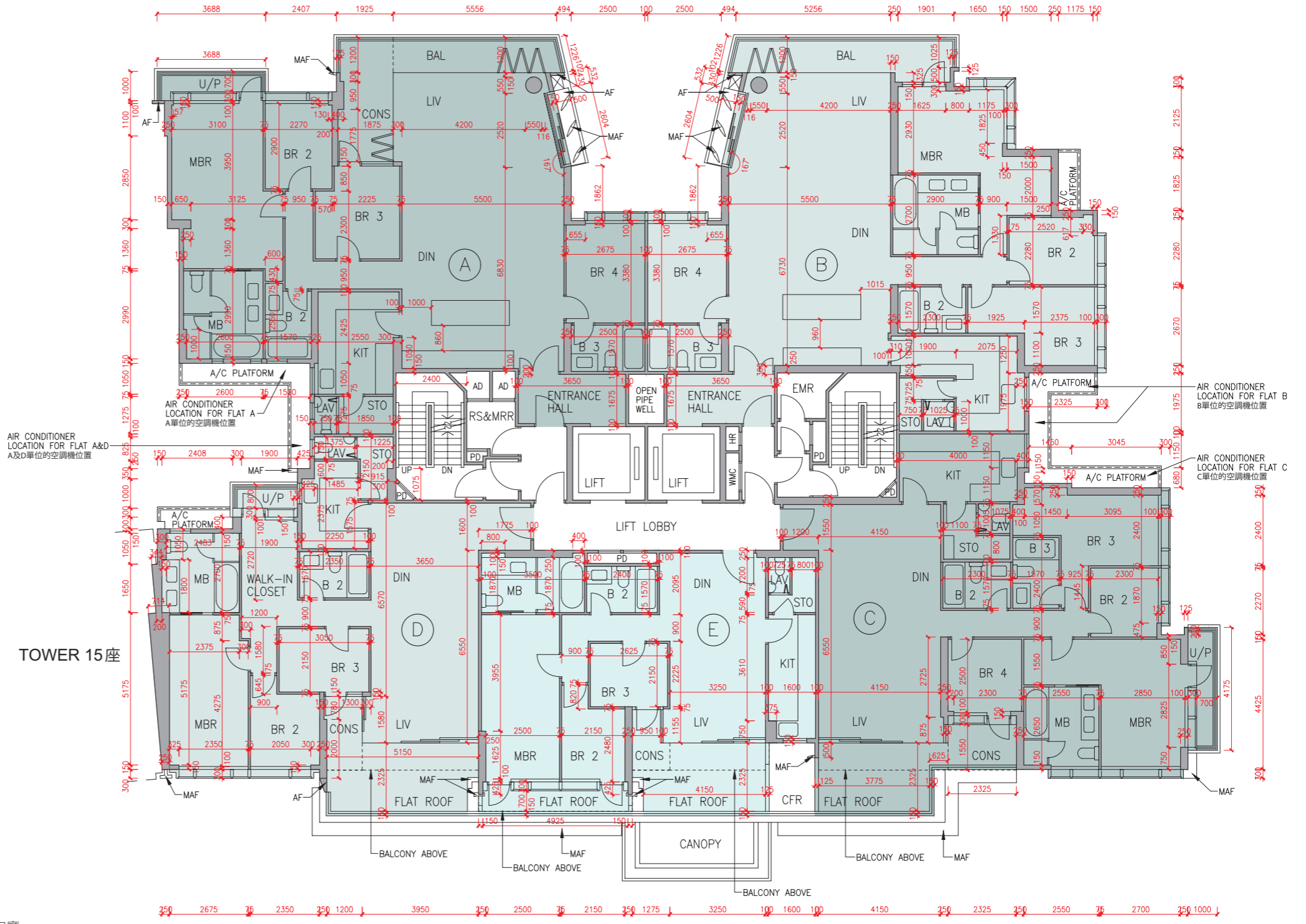
因住宅物業的較高樓層的結構牆的厚度遞減，較高樓層的內部面積，一般比較低樓層的內部面積稍大。

Remarks: 1. The dimensions in the floor plans are all structural dimensions in millimetre.
2. The entrance hall (serving as a private lift lobby), if any, and conservatory, if any, form part of a residential property, are not common part of the Development. Where applicable, the saleable area of the relevant residential properties specified in the section "Area of Residential Properties in the Development" already includes the floor areas of such entrance hall and conservatory. The Authorised Person for the Development has certified that (a) there is no restriction on the usage of such entrance hall and conservatory which will affect owner's enjoyment of the relevant residential property and (b) such entrance hall and conservatory are made for the exclusive use of the owner of the relevant residential property.

備註：1. 樓面平面圖之尺規所列數字為以毫米標示之建築結構尺寸。
2. 入口大堂(作為私人升降機大堂)(如有)及溫室(如有)屬住宅物業一部分，並非發展項目之公用部分。如適用，在「發展項目中的住宅物業的面積」部分內所列出的有關住宅物業之實用面積包括該入口大堂及溫室之樓面面積。發展項目的認可人士已證明入口大堂及溫室(a)在使用上沒有限制亦不會對相關住宅物業業主享用該住宅物業造成影響及(b)是專供相關住宅物業業主使用而設。

LEGEND 2 圖例 2

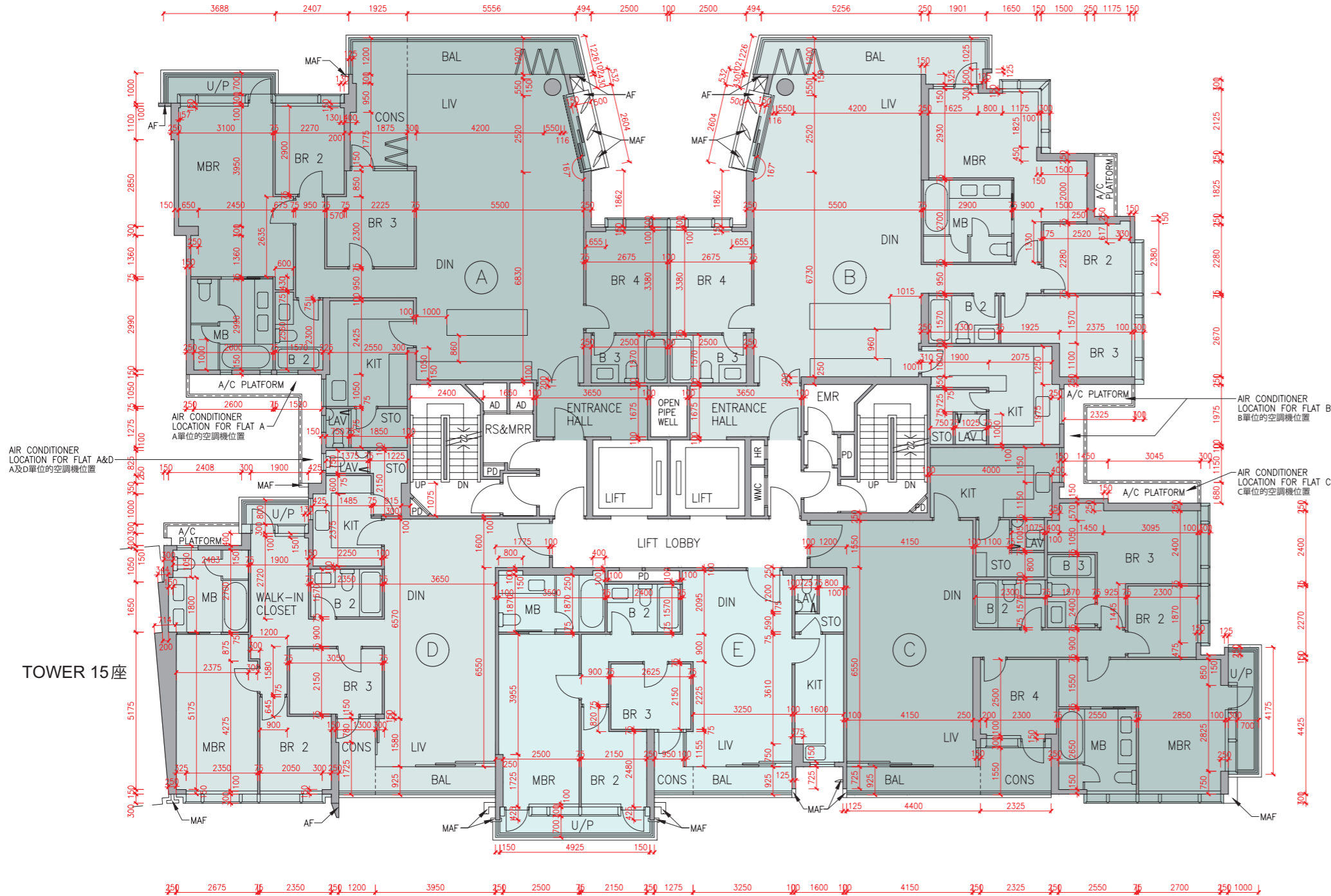
CURTAIN WALL ABOVE = 上方之幕牆	LIFT LOBBY = 升降機大堂	SKYLIGHT = 天窗
DN = Down 下	LIFT SHAFT = 升降機槽	SV = Smoke Vent 排煙口
DIN = Dining Room 飯廳	LIV = Living Room 客廳	STO = Store 儲物房
DOG HOUSE = Mechanical & Electrical Services Duct Connecting to the Floor Below 連接下層的機電設施管道	LIV / DIN = Living / Dining Room 客/飯廳	SWIMMING POOL = 游泳池
DPMR = Drainage Pipe Maintenance Room 排水管維修房	MAF = Metal Architectural Feature 金屬建築裝飾	TOP OF BALCONY = 下層露台上蓋
ELV = Extra Low Voltage Duct 低電壓管道	MBR = Master Bedroom 主人睡房	TOP OF CURTAIN WALL = 幕牆頂部
EMR = Electricity Meter Room 電錶房	MB = Master Bathroom 主人浴室	TOP OF U/P = Top of Utility Platform 下層工作平台上蓋
ENTRANCE HALL = 入口大堂	OPEN PIPE WELL = 開放式管道井	UP = Up 上
FAMILY ROOM = 家庭廳	OWM = Openable Window For Maintenance 維修窗口	U/P = Utility Platform 工作平台
FLAT ROOF = 平台	PANTRY = 備餐間	U/P ABOVE = Utility Platform Above 上層工作平台
GARDEN = 花園	PLANTER = 花槽	VOID = 中空
HR = Hose Reel 消防喉轆	PITCHED ROOF = 斜天台	VOID ABOVE = 上層中空
JACUZZI = 按摩池	PD = Pipe Duct 管道槽	WALK-IN CLOSET = 衣帽間
KIT = Kitchen 廚房	PLANTER = 花槽	WMC = Water Meter Cabinet 水錶箱
LAV = Lavatory 洗手間	ROOF = 天台	WMR = Water Meter Room 水錶房
LIFT = 升降機	RS & MRR = Refuse Storage & Material Recovery Room 垃圾及物料回收室	
CONS = Conservatory 溫室		



Floor plans of residential properties in the development

發展項目的住宅物業的樓面平面圖

Tower 16 座 2/F - 6/F (4/F is omitted) 2樓-6樓(不設4樓)



Description 描述	Flat 單位				
	A	B	C	D	E
Floor-to-floor height (refers to the height between the top surface of the structural slab of a floor and the top surface of the structural slab of its immediate upper floor) of each residential property (m) 每個住宅物業的層與層之間的高度(指該樓層之石屎地台面與上一層石屎地台面之高度距離)(米)	2/F-5/F 2樓-5樓 3.375				
	3.450 3.500 3.850	3.150 3.450 3.850	3.100 3.150 3.500 3.850	3.050 3.450 3.500 3.600 3.950	3.150 3.250 3.450 3.475 3.500 3.535 3.550 3.710 3.850
Thickness of the floor slabs (excluding plaster) of each residential property (mm) 每個住宅物業的樓板(不包括灰泥)的厚度(毫米)	2/F-6/F 2樓-6樓				
	150 175 200 225	150 175 225	150 175 200	150 175	150 175 200

The internal areas of the residential properties on the upper floors will generally be slightly larger than those on the lower floors because of the reducing thickness of the structural walls on the upper floors.
因住宅物業的較高樓層的結構牆的厚度遞減，較高樓層的內部面積，一般比較低樓層的內部面積稍大。

Remarks: 1. The dimensions in the floor plans are all structural dimensions in millimetre.
2. The entrance hall (serving as a private lift lobby), if any, and conservatory, if any, form part of a residential property, are not common part of the Development. Where applicable, the saleable area of the relevant residential properties specified in the section "Area of Residential Properties in the Development" already includes the floor areas of such entrance hall and conservatory. The Authorised Person for the Development has certified that (a) there is no restriction on the usage of such entrance hall and conservatory which will affect owner's enjoyment of the relevant residential property and (b) such entrance hall and conservatory are made for the exclusive use of the owner of the relevant residential property.

備註: 1. 樓面平面圖之尺規所列數字為以毫米標示之建築結構尺寸。
2. 入口大堂(作為私人升降機大堂)(如有)及溫室(如有)屬住宅物業一部分，並非發展項目之公用部分。如適用，在「發展項目中的住宅物業的面積」部分內所列出的有關住宅物業之實用面積包括該入口大堂及溫室之樓面面積。發展項目的認可人士已證明入口大堂及溫室(a)在使用上沒有限制亦不會對相關住宅物業業主享用該住宅物業造成影響及(b)是專供相關住宅物業業主使用而設。

LEGEND I 圖例 1

- A/C PLANT ROOM = Air Conditioner Plant Room (uncovered) 空調機房(沒有上蓋)
- A/C PLANT ROOM (UNCOVERED) = Air Conditioner Plant Room 空調機房
- A/C PLATFORM = Air Conditioner Platform 空調機平台
- A/C PLATFORM ABOVE = Air Conditioner Platform Above 上層空調機平台
- ACOUSTIC FIN = 隔音牆
- AD = Air Duct 通風管道槽
- AF = Architectural Feature 建築裝飾
- AF ABOVE = Architectural Feature Above 上層建築裝飾
- AF ON I/F = 建築裝飾於1樓
- B = Bathroom 浴室
- BAL = Balcony 露台
- BALCONY ABOVE = Balcony above 上層露台
- BR = Bedroom 睡房
- BUILDING LINE ABOVE = 上方之建築邊線
- CANOPY = 簷篷
- CANOPY ABOVE = 上層簷篷
- CD = Cable Duct 電線管道槽
- CFR = Common Flat Roof 公用平台
- CPR = Common Pitched Roof 公用傾斜屋頂

Floor plans of residential properties in the development

發展項目的住宅物業的樓面平面圖

Tower 16 座 7/F 7樓

Description 描述	Flat 單位			
	A	B	C	D
Floor-to-floor height (refers to the height between the top surface of the structural slab of a floor and the top surface of the structural slab of its immediate upper floor) of each residential property (m) 每個住宅物業的層與層之間的高度(指該樓層之石屎地台面與上一層石屎地台面之高度距離)(米)	7/F	3.500	3.500	3.460
	7樓	3.540	3.540	3.500
		3.550	3.550	3.550
		3.850	3.850	3.750
		3.950	3.900	3.850
Thickness of the floor slabs (excluding plaster) of each residential property (mm) 每個住宅物業的樓板(不包括灰泥)的厚度(毫米)	7/F	150	150	150
	7樓	175	175	175
		200	225	175
				200

The internal areas of the residential properties on the upper floors will generally be slightly larger than those on the lower floors because of the reducing thickness of the structural walls on the upper floors.

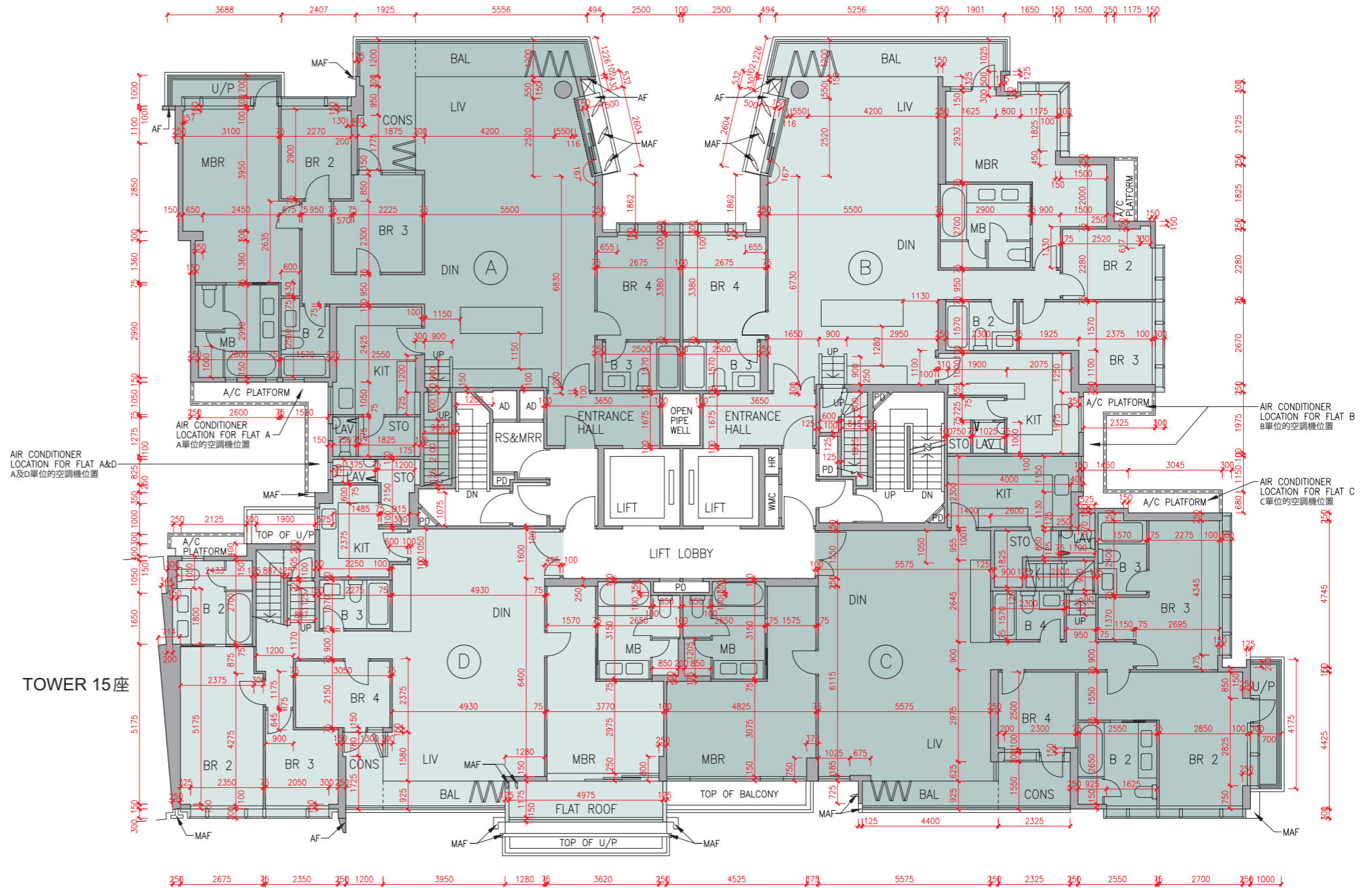
因住宅物業的較高樓層的結構牆的厚度遞減，較高樓層的內部面積，一般比較低樓層的內部面積稍大。

Remarks: 1. The dimensions in the floor plans are all structural dimensions in millimetre.
2. The entrance hall (serving as a private lift lobby), if any, and conservatory, if any, form part of a residential property, are not common part of the Development. Where applicable, the saleable area of the relevant residential properties specified in the section "Area of Residential Properties in the Development" already includes the floor areas of such entrance hall and conservatory. The Authorised Person for the Development has certified that (a) there is no restriction on the usage of such entrance hall and conservatory which will affect owner's enjoyment of the relevant residential property and (b) such entrance hall and conservatory are made for the exclusive use of the owner of the relevant residential property.

備註：1. 樓面平面圖之尺規所列數字為以毫米標示之建築結構尺寸。
2. 入口大堂(作為私人升降機大堂)(如有)及溫室(如有)屬住宅物業一部分，並非發展項目之公用部分。如適用，在「發展項目中的住宅物業的面積」部分內所列出的有關住宅物業之實用面積包括該入口大堂及溫室之樓面面積。發展項目的認可人士已證明入口大堂及溫室(a)在使用上沒有限制亦不會對相關住宅物業業主享用該住宅物業造成影響及(b)是專供相關住宅物業業主使用而設。

LEGEND 2 圖例 2

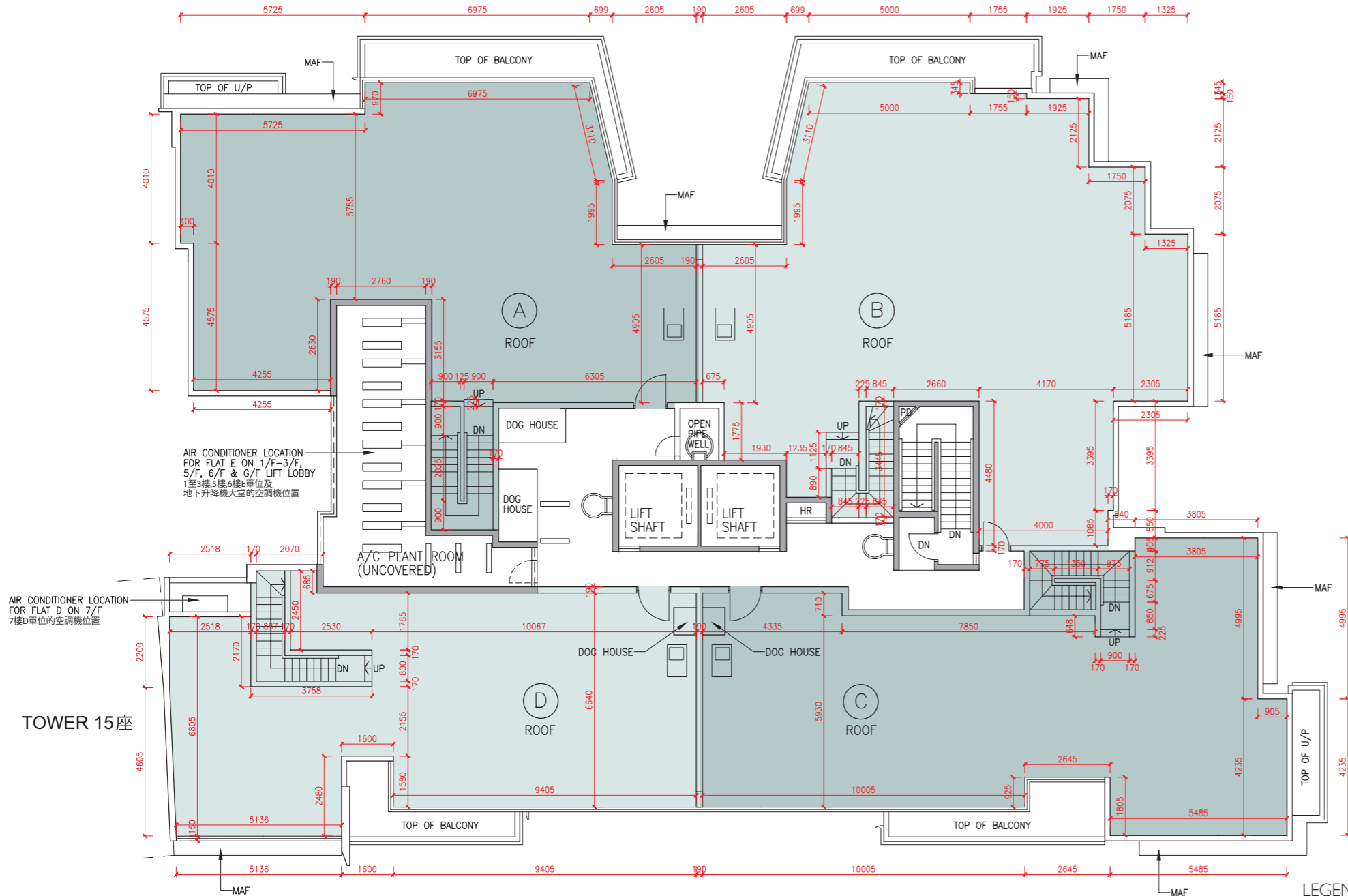
CURTAIN WALL ABOVE = 上方之幕牆	LIFT LOBBY = 升降機大堂	SKYLIGHT = 天窗
DN = Down 下	LIFT SHAFT = 升降機槽	SV = Smoke Vent 排煙口
DIN = Dining Room 飯廳	LIV = Living Room 客廳	STO = Store 儲物房
DOG HOUSE = Mechanical & Electrical Services Duct Connecting to the Floor Below 連接下層的機電設施管道	LIV / DIN = Living / Dining Room 客/飯廳	SWIMMING POOL = 游泳池
DPMR = Drainage Pipe Maintenance Room 排水管維修房	MAF = Metal Architectural Feature 金屬建築裝飾	TOP OF BALCONY = 下層露台上蓋
ELV = Extra Low Voltage Duct 低電壓管道	MBR = Master Bedroom 主人睡房	TOP OF CURTAINWALL = 幕牆頂部
EMR = Electricity Meter Room 電錶房	MB = Master Bathroom 主人浴室	TOP OF U/P = Top of Utility Platform 下層工作平台上蓋
ENTRANCE HALL = 入口大堂	OPEN PIPE WELL = 開放式管道井	UP = Up 上
FAMILY ROOM = 家庭廳	OWM = Openable Window For Maintenance 維修窗口	U/P = Utility Platform 工作平台
FLAT ROOF = 平台	PANTRY = 備餐間	U/P ABOVE = Utility Platform Above 上層工作平台
GARDEN = 花園	PLANTER = 花槽	VOID = 中空
HR = Hose Reel 消防喉轆	PITCHED ROOF = 斜天台	VOID ABOVE = 上層中空
JACUZZI = 按摩池	PD = Pipe Duct 管道槽	WALK-IN CLOSET = 衣帽間
KIT = Kitchen 廚房	PLANTER = 花槽	WMC = Water Meter Cabinet 水錶箱
LAV = Lavatory 洗手間	ROOF = 天台	WMR = Water Meter Room 水錶房
LIFT = 升降機	RS & MRR = Refuse Storage & Material Recovery Room 垃圾及物料回收室	
CONS = Conservatory 溫室		



Floor plans of residential properties in the development

發展項目的住宅物業的樓面平面圖

Tower 16 座 Roof 天台



The internal areas of the residential properties on the upper floors will generally be slightly larger than those on the lower floors because of the reducing thickness of the structural walls on the upper floors.

因住宅物業的較高樓層的結構牆的厚度遞減，較高樓層的內部面積，一般比較低樓層的內部面積稍大。

Remark: The dimensions in the floor plans are all structural dimensions in millimetre.
備註：樓面平面圖之尺規所列數字為以毫米標示之建築結構尺寸。

TOWER 15 座

LEGEND | 圖例 1

A/C PLANT ROOM (UNCOVERED)	= Air Conditioner Plant Room (uncovered) 空調機房 (沒有上蓋)	CD	= Cable Duct 電線管道槽
A/C PLANT ROOM	= Air Conditioner Plant Room 空調機房	CFR	= Common Flat Roof 公用平台
A/C PLATFORM	= Air Conditioner Platform 空調機平台	CPR	= Common Pitched Roof 公用傾斜屋頂
A/C PLATFORM ABOVE	= Air Conditioner Platform Above 上層空調機平台	CONS	= Conservatory 溫室
ACOUSTIC FIN	= 隔音牆	CURTAIN WALL ABOVE	= 上方之幕牆
AD	= Air Duct 通風管道槽	DN	= Down 下
AF	= Architectural Feature 建築裝飾	DIN	= Dining Room 飯廳
AF ABOVE	= Architectural Feature Above 上層建築裝飾	DOG HOUSE	= Mechanical & Electrical Services Duct Connecting to the Floor Below 連接下層的機電設施管道
AF ON I/F	= 建築裝飾於1樓	DPMR	= Drainage Pipe Maintenance Room 排水管維修房
B	= Bathroom 浴室	ELV	= Extra Low Voltage Duct 低電壓管道
BAL	= Balcony 露台	EMR	= Electricity Meter Room 電錶房
BALCONY ABOVE	= Balcony above 上層露台	ENTRANCE HALL	= 入口大堂
BR	= Bedroom 睡房	FAMILY ROOM	= 家庭廳
BUILDING LINE ABOVE	= 上方之建築邊線	FLAT ROOF	= 平台
CANOPY	= 簷篷	GARDEN	= 花園
CANOPY ABOVE	= 上層簷篷	HR	= Hose Reel 消防喉轆

